



US00D362146S

United States Patent [19]

[11] Patent Number: Des. 362,146

Zorbas

[45] Date of Patent: \*\* Sep. 12, 1995

[54] BLIND SLAT

[76] Inventor: Tass Zorbas, Silverwood, Lot 51, Canns Road, Bedfordale, Western Australia, Australia, 6112

[\*\*] Term: 14 Years

[21] Appl. No.: 21,234

[22] Filed: Apr. 12, 1994

[52] U.S. Cl. .... D6/577; D6/580

[58] Field of Search ..... D6/575, 577, 579, 582; D5/19, 47, 48, 50; 160/236, 348

[56] References Cited

U.S. PATENT DOCUMENTS

D. 19,626	1/1890	Leschorn	.....	D5/19
D. 27,409	7/1897	Friedberger	.....	D5/19
D. 41,812	9/1911	Wearne	.....	D5/47 X
4,884,615	12/1989	Hsu	.....	160/236
5,320,155	6/1994	Bressler	.....	160/236 X

OTHER PUBLICATIONS

*Sears Fall/Winter 1985, Cat. p. 1352, "Close Weave Drapery", lower left corner of page.*

*Primary Examiner—Louis S. Zarfes*

*Assistant Examiner—Monica A. Hannon*

*Attorney, Agent, or Firm—Reising, Ethington, Barnard & Perry*

[57] CLAIM

The ornamental design for a blind slat, as shown and described.

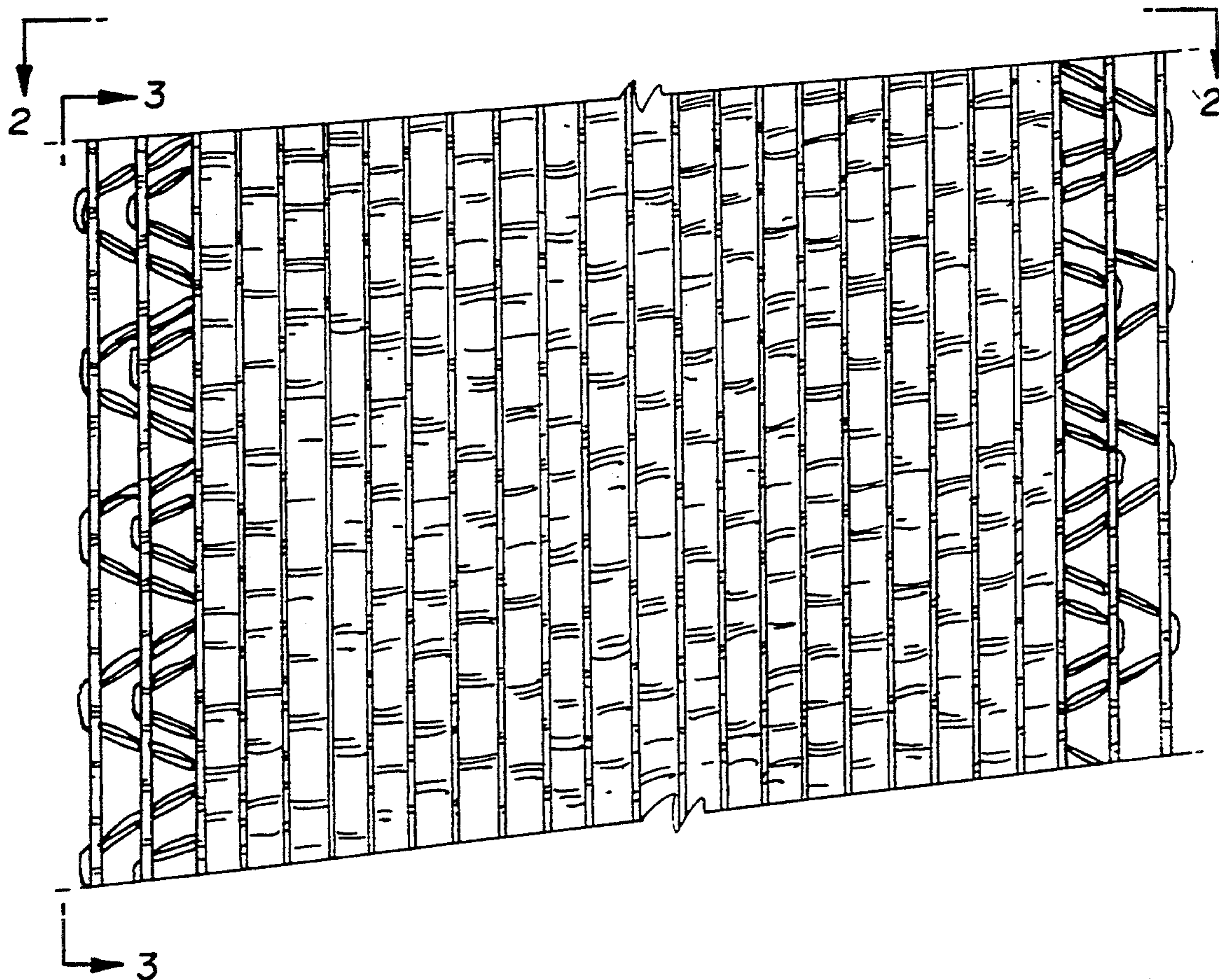
DESCRIPTION

FIG. 1 is a front elevational view of a blind slat showing my new design;

FIG. 2 is a plan view of the top end thereof taken along line 2—2 of FIG. 1, the bottom end plan view being identical;

FIG. 3 is a left side elevational view thereof taken along line 3—3 of FIG. 1, the right side elevational view being identical; and,

FIG. 4 is a rear elevational view thereof.



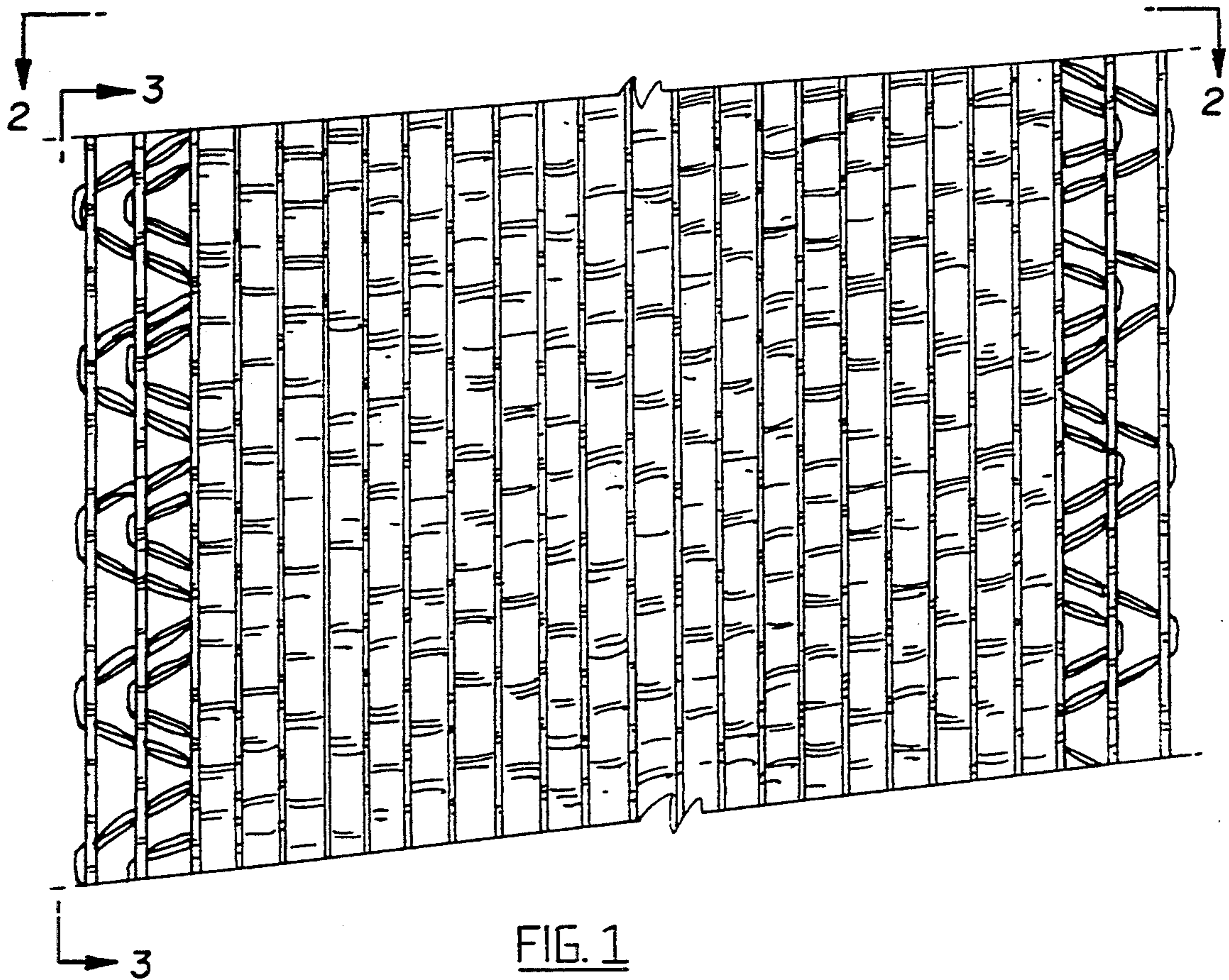


FIG. 2

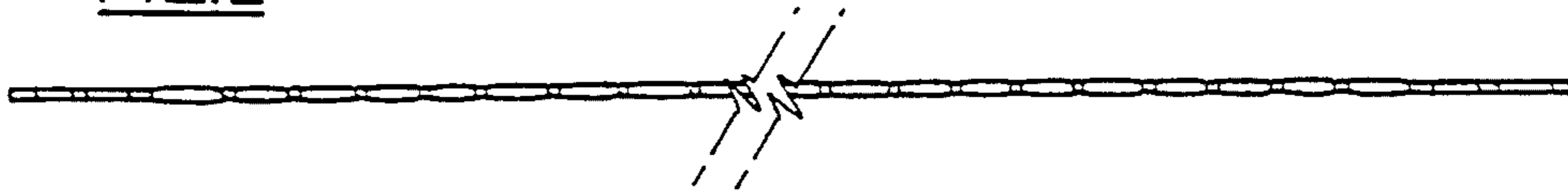



FIG. 3



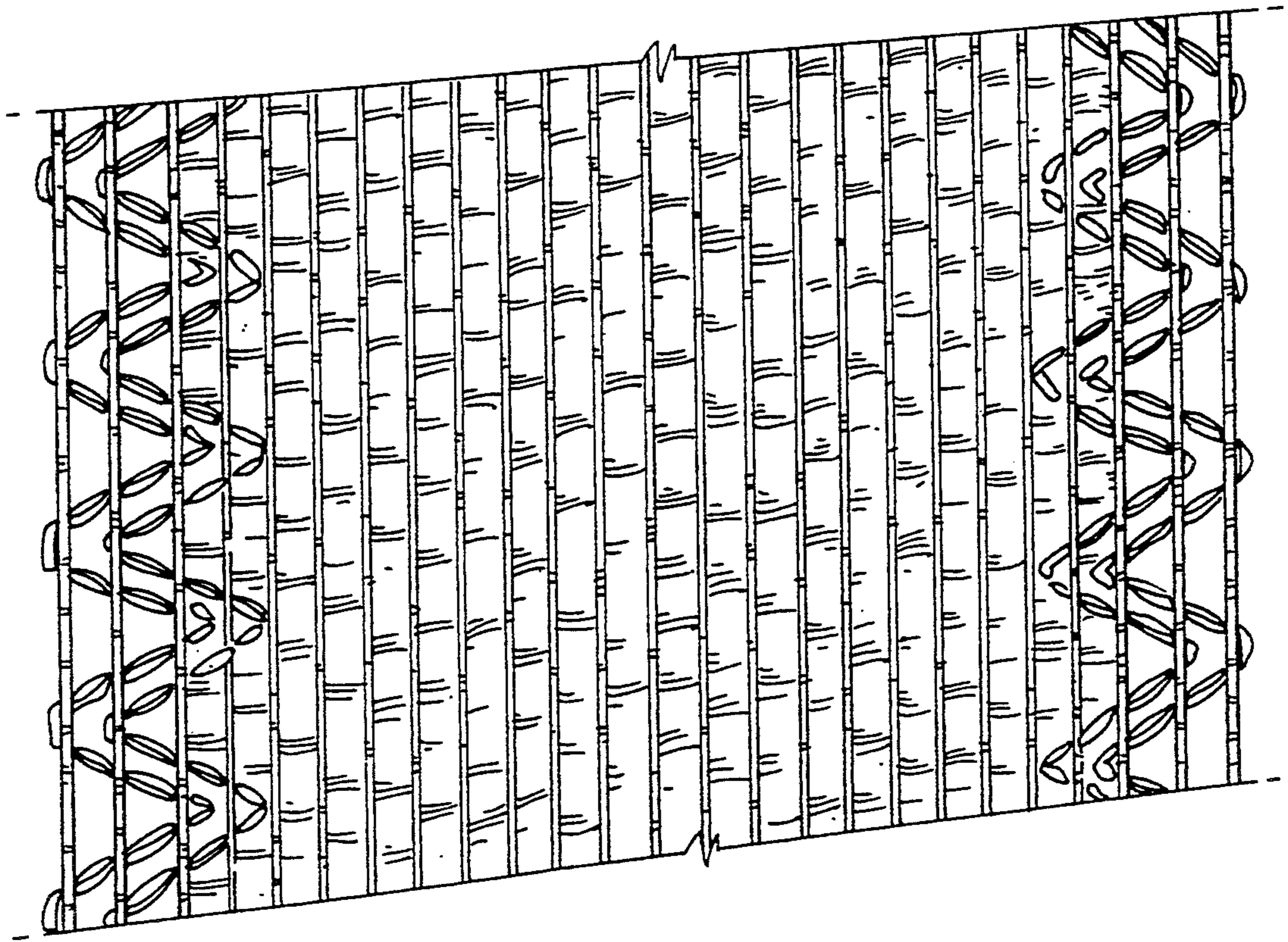


FIG. 4