



US00D362112S

United States Patent [19]

[11] Patent Number: **Des. 362,112**

Avar

[45] Date of Patent: **** Sep. 12, 1995**

[54] **SHOE UPPER**

D. 355,296 2/1995 Greene D2/970

[75] Inventor: **Eric P. Avar**, Aloha, Oreg.

OTHER PUBLICATIONS

[73] Assignee: **Nike, Inc.**, Beaverton, Oreg.

Nike Footwear Catalog, Spring 1993, pp. 20, 28 & 34, published Jun. 1992.

[**] Term: **14 Years**

Nike Footwear Catalog, Fall 1993, p. 28, published Dec. 1992.

[21] Appl. No.: **32,091**

Nike Footwear Catalog, Spring 1992, pp. 30 & 34, published May 1991.

[22] Filed: **Dec. 6, 1994**

Nike Footwear Catalog, Fall 1991, pp. 32 & 72, published Dec. 1990.

[52] U.S. Cl. **D2/970**

[58] Field of Search D2/869, 970, 969; 36/83, 84, 89, 102-107, 113, 114, 116, 45

Footwear News, Nov. 25, 1985, p. 66, Data Pacer Aerobics Shoe.

[56] References Cited

Primary Examiner—Doris V. Coles

Attorney, Agent, or Firm—Banner & Allegretti, Ltd.

U.S. PATENT DOCUMENTS

[57] CLAIM

The ornamental design for a shoe upper, as shown and described.

- D. 295,341 4/1988 Liggett et al. .
- D. 295,458 5/1988 Selbiger D2/969
- D. 297,883 10/1988 Mourad .
- D. 298,283 11/1988 Swett et al. .
- D. 301,389 6/1989 Miller .
- D. 304,519 11/1989 Miller .
- D. 307,663 5/1990 Boucher et al. .
- D. 312,916 12/1990 Hatfield .
- D. 315,055 5/1991 Rogers et al. .
- D. 317,824 7/1991 Hatfield .
- D. 317,825 7/1991 Rogers .
- D. 321,085 10/1991 Rogers .
- D. 324,132 2/1992 Rogers .
- D. 326,011 5/1992 Smith et al. .
- D. 329,937 10/1992 Hatfield et al. .
- D. 330,966 11/1992 Aveni .
- D. 332,174 1/1993 Earle .
- D. 342,147 12/1993 Morris D2/970
- D. 342,371 12/1993 Morris et al. D2/970
- D. 342,602 12/1993 Morris et al. D2/970

DESCRIPTION

FIG. 1 is a side elevational view of one side of a shoe upper showing my new design;

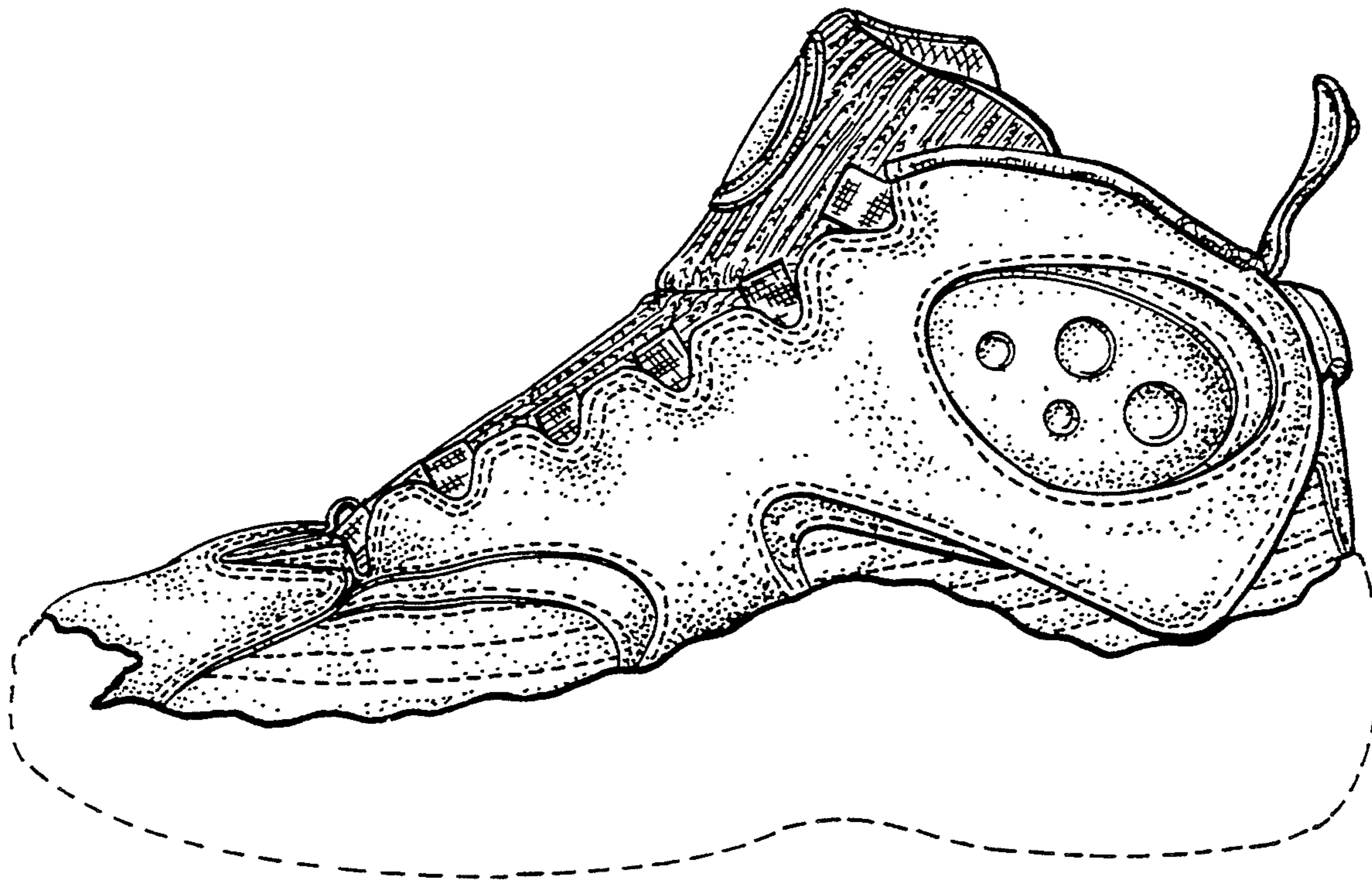
FIG. 2 is a side elevational view of the other side of the shoe upper shown in FIG. 1;

FIG. 3 is a top plan view of the shoe upper shown in FIG. 1;

FIG. 4 is a front elevational view of the shoe upper shown in FIG. 1; and,

FIG. 5 is a rear elevational view of the shoe upper shown in FIG. 1.

The broken line showing of a shoe sole is for illustrative purposes and forms no part of the claimed design.



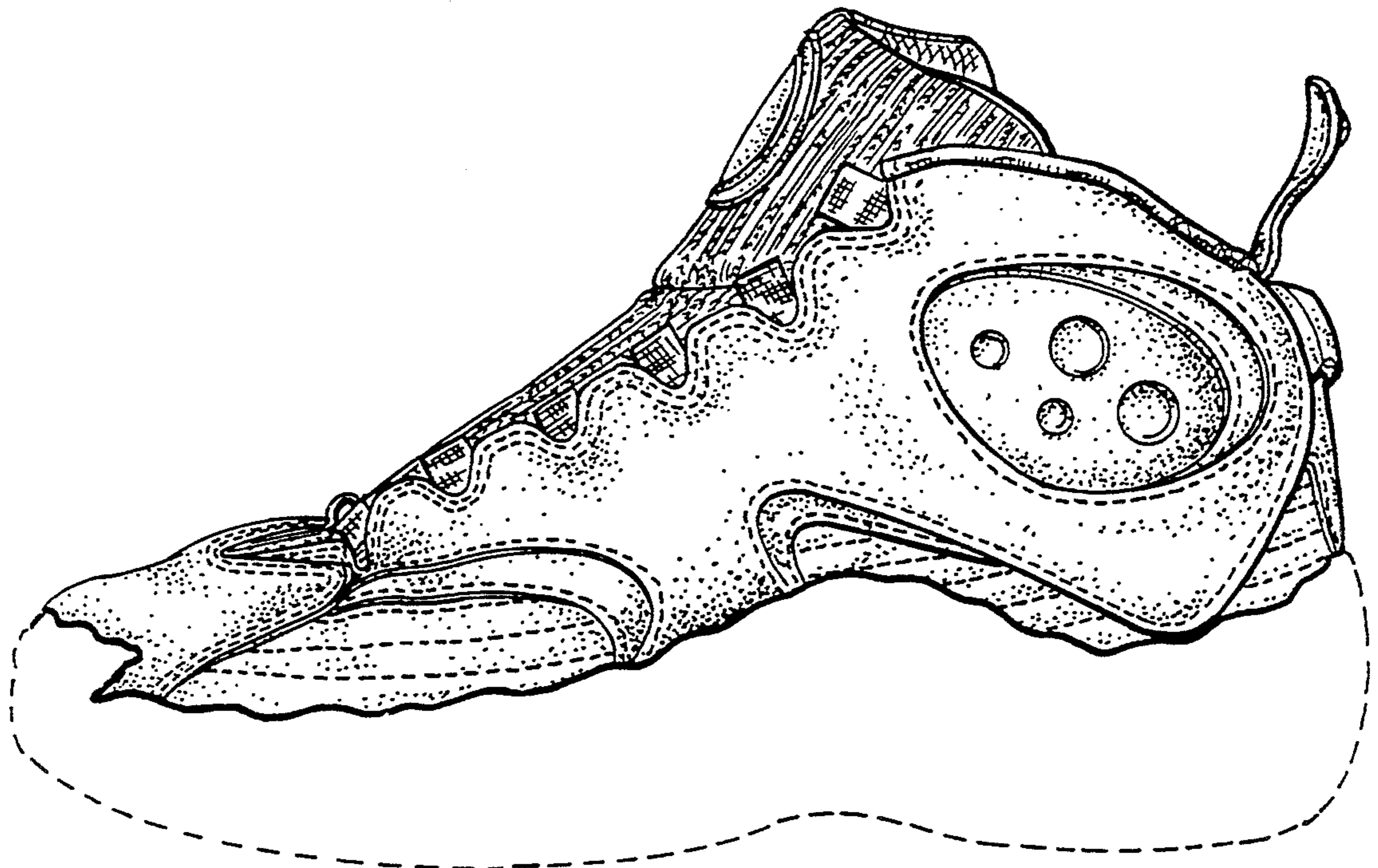


FIG. 1

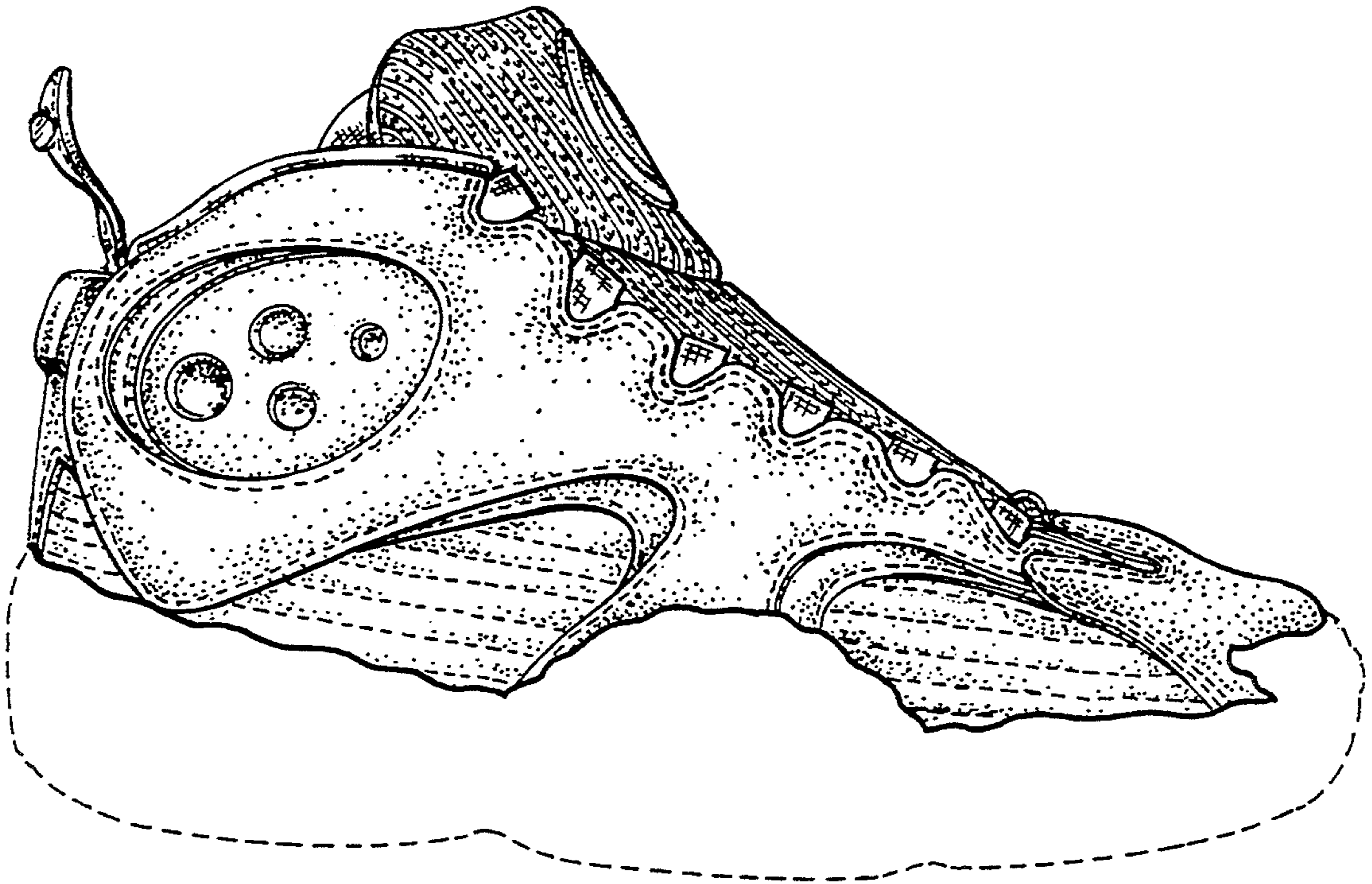


FIG. 2

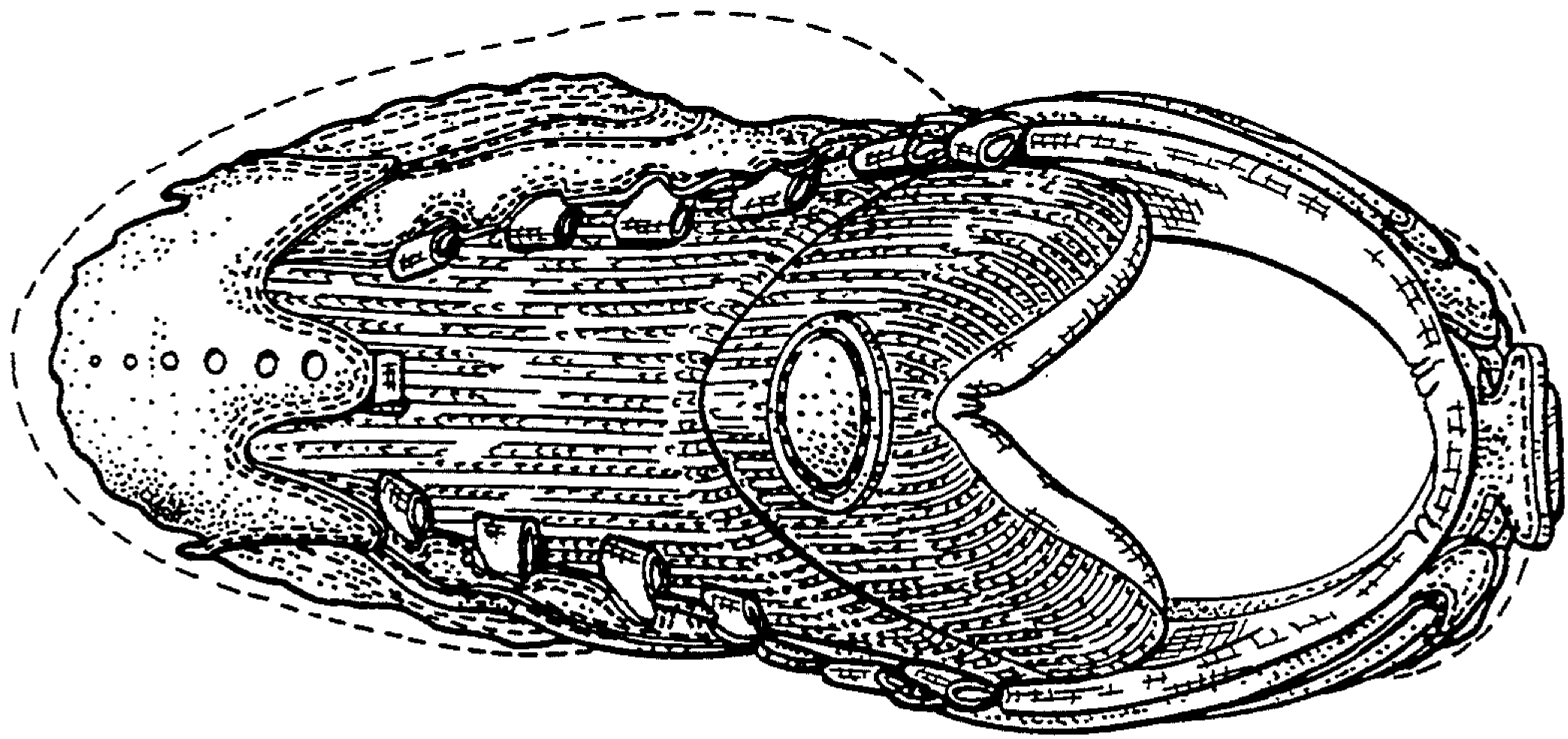


FIG. 3

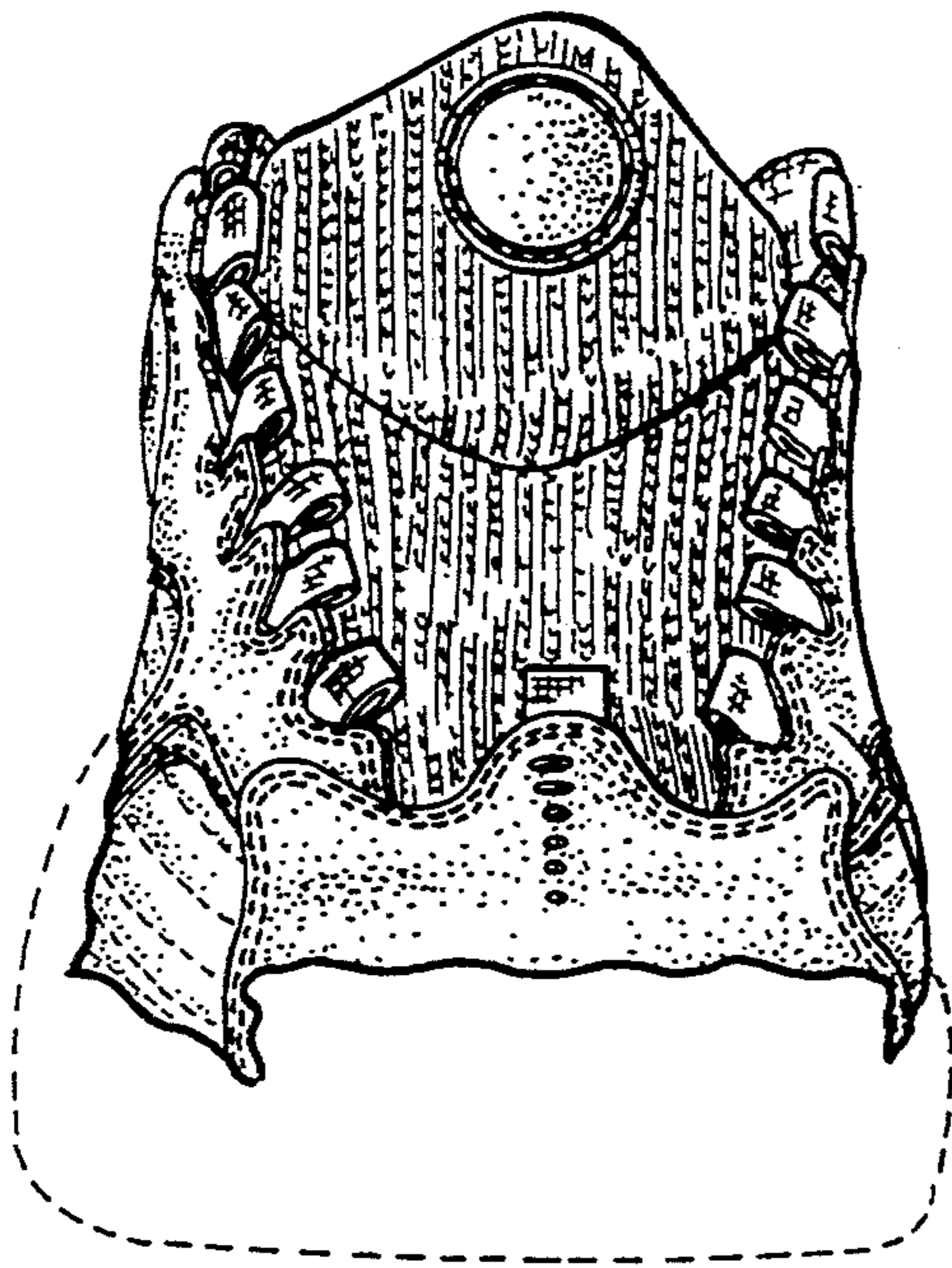


FIG. 4

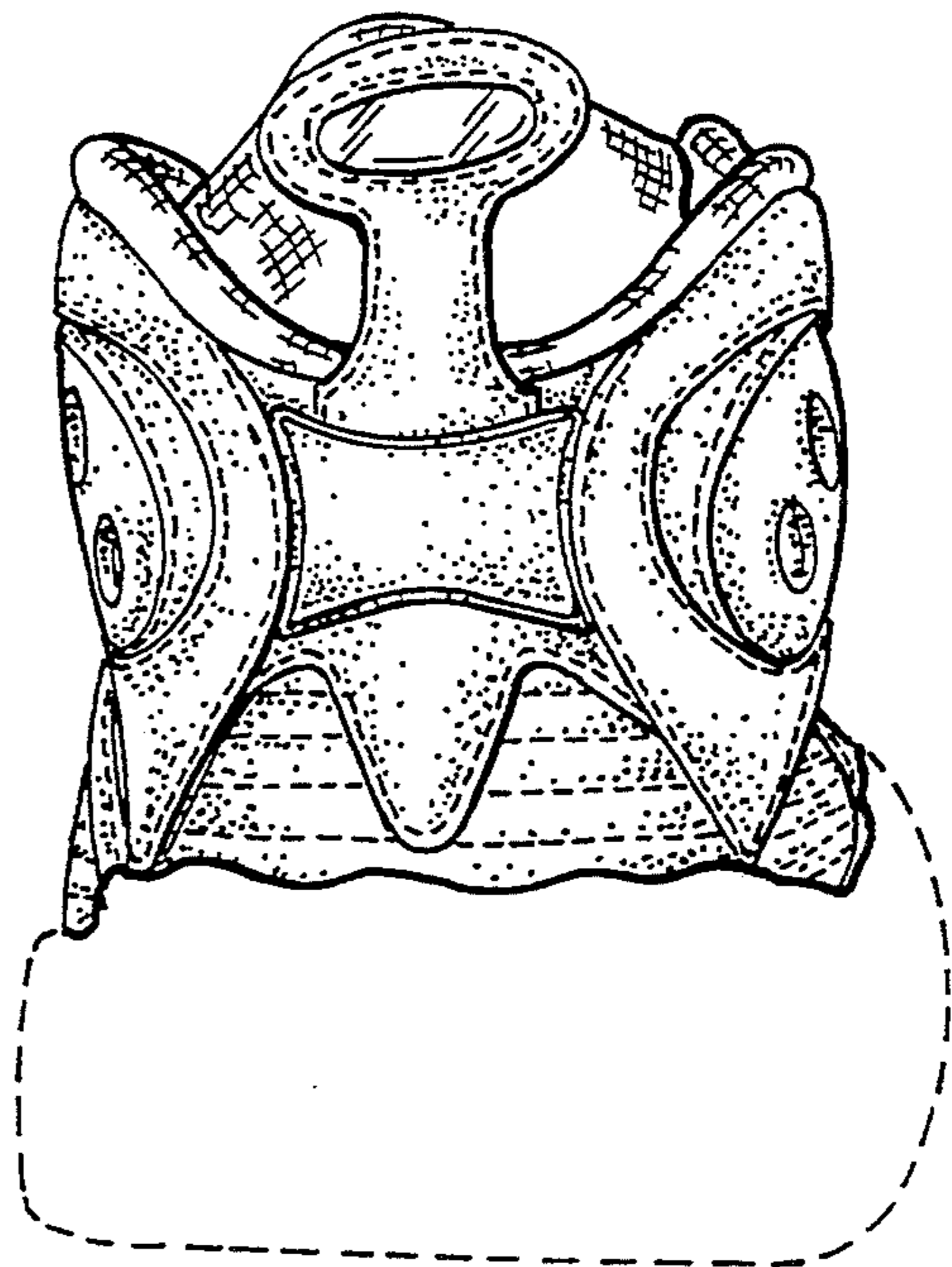


FIG. 5