



US00D362094S

# United States Patent [19]

Stephenson

[11] Patent Number: **Des. 362,094**

[45] Date of Patent: **\*\* Sep. 5, 1995**

[54] **LIQUID DISPENSING MOP**

[76] Inventor: **Marsha A. Stephenson**, 7016 Burton, Little Rock, Ark. 72204

[\*\*] Term: **14 Years**

[21] Appl. No.: **17,938**

[22] Filed: **Jan. 26, 1994**

[52] U.S. Cl. .... **D32/45; D32/50**

[58] Field of Search ..... **D32/50, 51, 52; 15/115, 15/119.2, 116.2, 118, 229.3, 229.6, 229.7, 229.8, 228; 401/203, 204, 205, 137, 138, 139, 270, 289**

[56] **References Cited**

**U.S. PATENT DOCUMENTS**

D. 280,769	9/1985	Johnson et al. ....	D32/50 X
D. 295,912	5/1988	Jones et al. ....	D32/50 X
D. 312,339	11/1990	Nero, III ....	D32/51
2,196,837	4/1940	Rader ....	15/119.2
2,683,887	7/1954	Bell ....	15/119.2
3,076,216	2/1963	Anderson ....	15/116.2

**FOREIGN PATENT DOCUMENTS**

1514109	2/1968	France .....	15/116.2
612253	11/1960	Italy .....	15/116.2

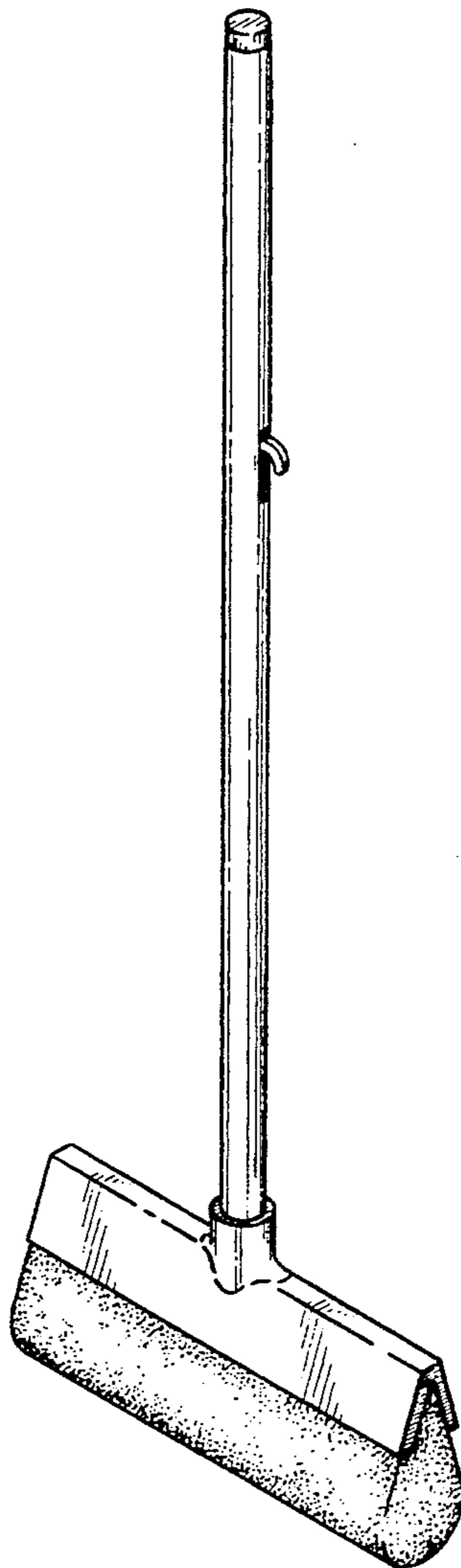
*Primary Examiner*—Susan J. Lucas  
*Assistant Examiner*—Cynthia F. Ramirez  
*Attorney, Agent, or Firm*—Terry M. Gernstein

[57] **CLAIM**

The ornamental design for a liquid dispensing mop, as shown and described.

**DESCRIPTION**

FIG. 1 is a front, top and side perspective view of the liquid dispensing mop showing my new design; FIG. 2 is a front elevational view thereof, the rear being a mirror image of the front shown in FIG. 2; FIG. 3 is a side elevational view thereof; FIG. 4 is a side elevational view thereof; FIG. 5 is a top plan view thereof; and, FIG. 6 is a bottom plan view thereof.



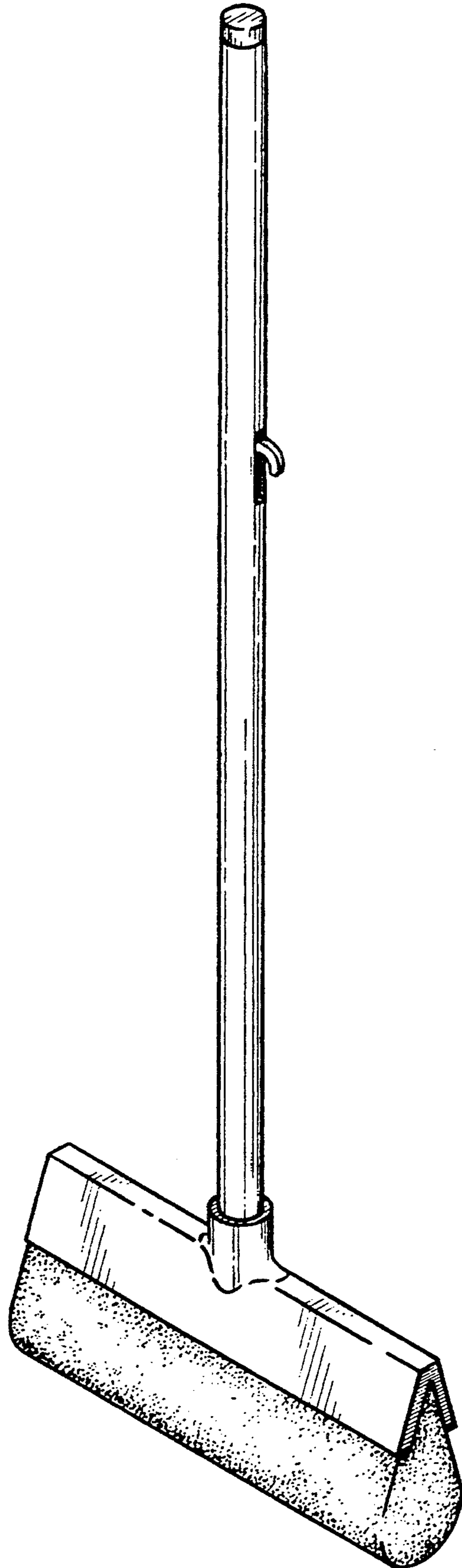


FIG. 1

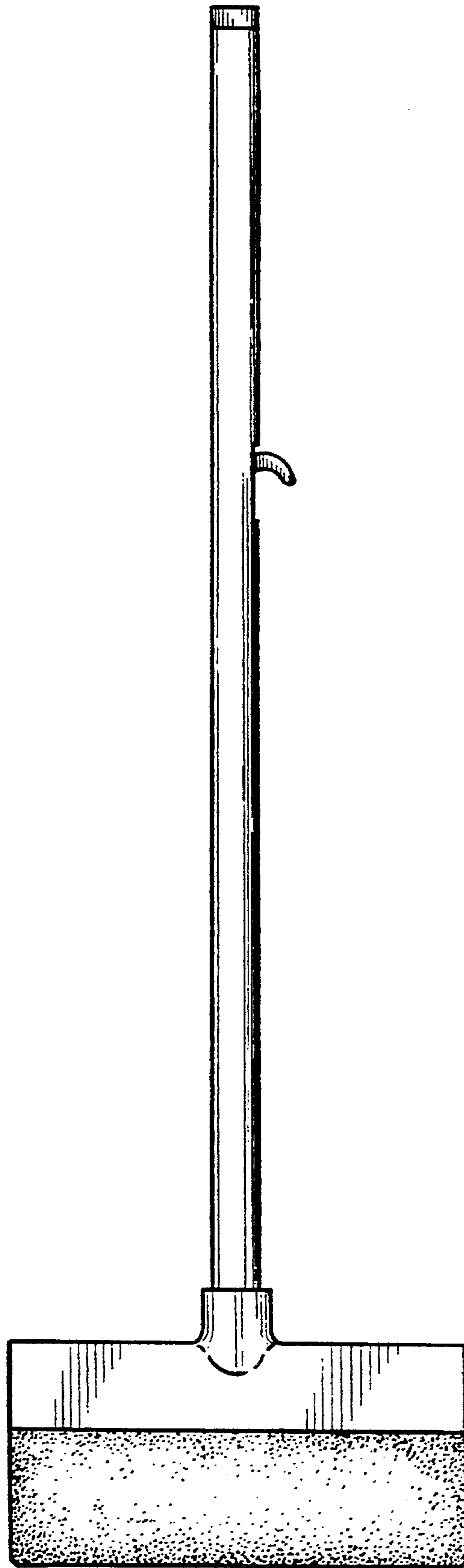


FIG. 2

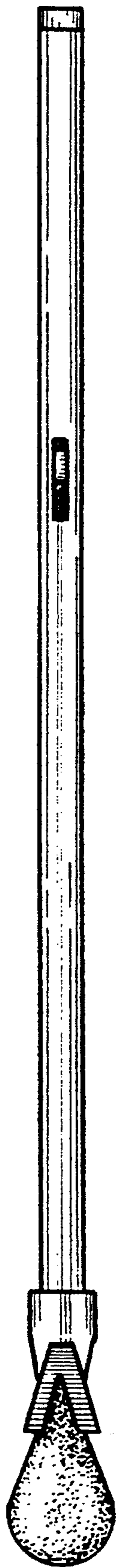


FIG. 3



FIG. 4




FIG. 5




FIG. 6