



US00D362077S

United States Patent [19]

[11] Patent Number: **Des. 362,077**

Woolbright

[45] Date of Patent: **** Sep. 5, 1995**

[54] **RETAINING WALL FACADE**
[76] Inventor: **Mark A. Woolbright**, 232 N. Kingshighway, Suite 1207, St. Louis, Mo. 63108

5,072,566 12/1991 Zeidman 52/608
5,177,925 1/1993 Winkler et al. 405/284
5,214,898 6/1993 Beretta 405/284

[**] Term: **14 Years**
[21] Appl. No.: **12,669**
[22] Filed: **Sep. 7, 1993**

FOREIGN PATENT DOCUMENTS
2651258 3/1991 France .

Related U.S. Application Data

[63] Continuation-in-part of Ser. No. 954,487, Sep. 30, 1992, Pat. No. D. 340,996, which is a continuation of Ser. No. 918,290, Jul. 22, 1992, Pat. No. 5,277,012.
[52] U.S. Cl. **D25/113; D25/58**
[58] Field of Search D25/112-113, D25/58; 52/598, 608, 589, 169.4; 405/284, 286; 47/83

OTHER PUBLICATIONS

Seagren Industries, Inc., St. Louis, Missouri, Loffelstein Retaining Walls, pp. 1-4 and insert, Circa. 1990.
Kiltie Corporation, North St. Paul, Minnesota, Versa-Lok Retaining Wall Systems, Foldable insert, 1989.
Keystone Retaining Wall Systems, Inc., Minneapolis, Minn., Compac Unit, pp. 1 and 2, 1990.
Keystone Retaining Wall Systems, Inc., Minneapolis, Minn., Keystone Retaining Wall Systems, Foldable insert, 1991.
Allan Block Corporation, Bloomington, Minn., Allan Block Retaining Walls, pp. 1-4 and two inserts, 1990.
Stone Wall, Lanscape Retaining Wall System, pp. 1-4 and one insert, Circa. 1990.

References Cited

U.S. PATENT DOCUMENTS

D. 217,244	4/1970	Fairfield	D25/1
D. 296,007	5/1988	Forsberg	D25/116
D. 296,365	6/1988	Forsberg	D25/116
D. 300,253	3/1989	Forsberg	D25/114
D. 300,254	3/1989	Forsberg	D25/114
D. 310,267	8/1990	Zeidman	D25/112
D. 319,885	9/1991	Blomquist et al.	D25/113
1,015,584	1/1912	Powell	.	
1,349,552	8/1920	Baumann	.	
3,073,061	1/1963	Pearson	47/34
3,389,499	6/1968	Haile	47/33
4,060,952	12/1977	Hernandez	52/593
4,107,894	8/1978	Mullins	52/593
4,229,123	10/1980	Heinzmann	405/273
4,379,659	4/1983	Steiner	405/284
4,426,176	1/1984	Terada	405/285
4,521,138	6/1985	Steiner	405/284
4,565,043	1/1986	Mazzarese	52/593
4,671,706	6/1987	Giardini	405/286
4,684,294	8/1987	O'Neill	405/286
4,914,876	4/1990	Forsberg	52/169
4,920,712	5/1990	Dean, Jr.	52/169
4,930,283	6/1990	Winkler	52/DIG. 2
4,964,761	10/1990	Rossi	405/286
5,003,746	4/1991	Wilson	52/589
5,017,049	5/1991	Sievert	52/596
5,044,834	9/1991	Janopaul, Jr.	405/284
5,066,169	11/1991	Gavin et al.	405/284

Primary Examiner—Boris Clark
Attorney, Agent, or Firm—Senniger, Powers, Leavitt & Roedel

[57] CLAIM

The ornamental design for retaining wall facade, as shown and described.

DESCRIPTION

FIG. 1 is a fragmented front perspective view of a retaining wall facade of my new design with earth in broken lines to show environment, the pattern of the retaining wall facade being repetitive throughout its length;
FIG. 2 is a front elevational view of the retaining wall facade of FIG. 1;
FIG. 3 is a front elevational view similar to FIG. 2, but showing vegetation in broken lines between adjacent blocks;
FIG. 4 is a top plan view of the retaining wall facade of FIG. 1; and,
FIG. 5 is a top plan view of a second embodiment of a retaining wall facade showing my new design.
The only difference between this embodiment and the embodiment shown in FIG. 1, is that the wall is vertical rather than sloped.

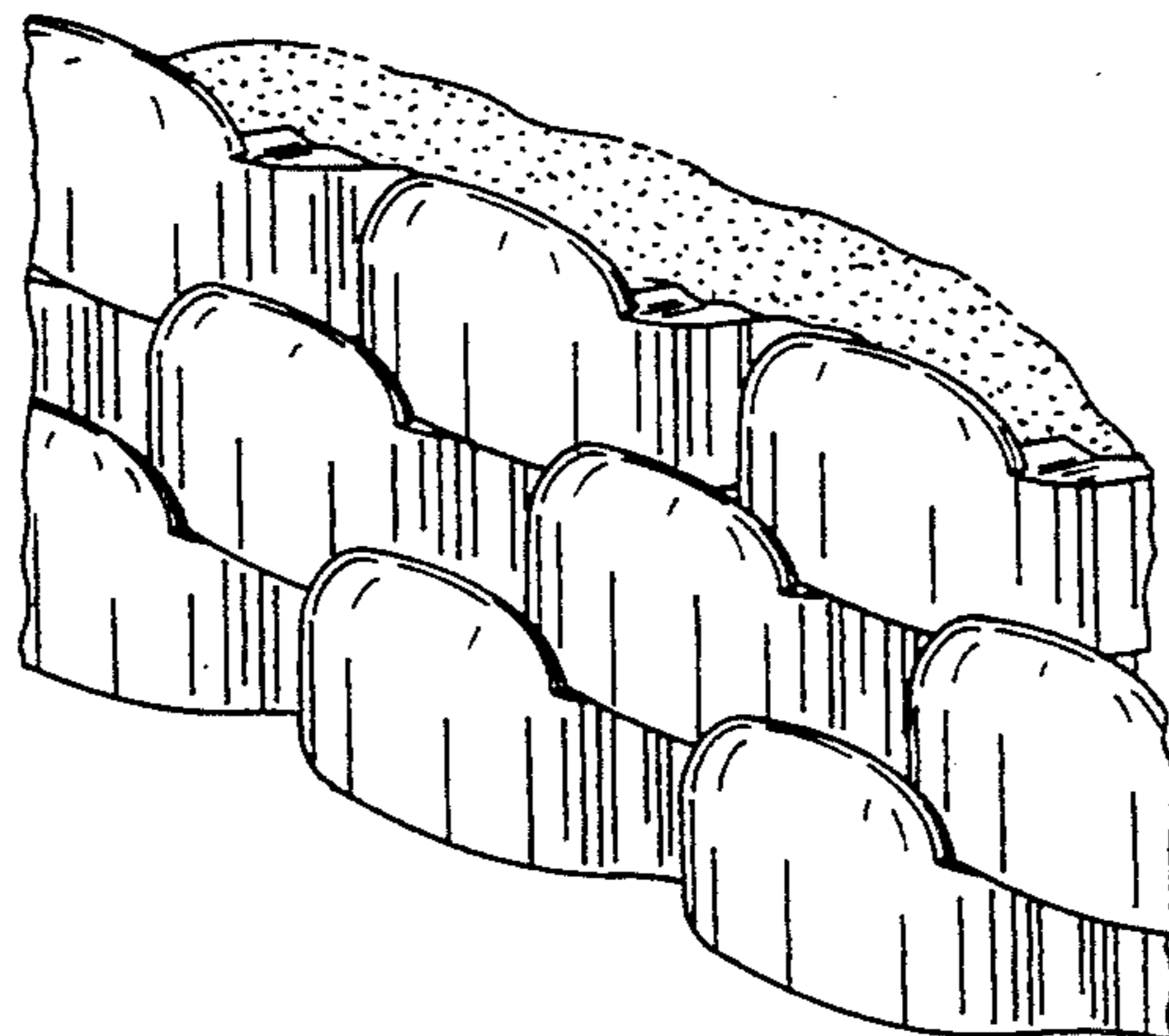


FIG. 1

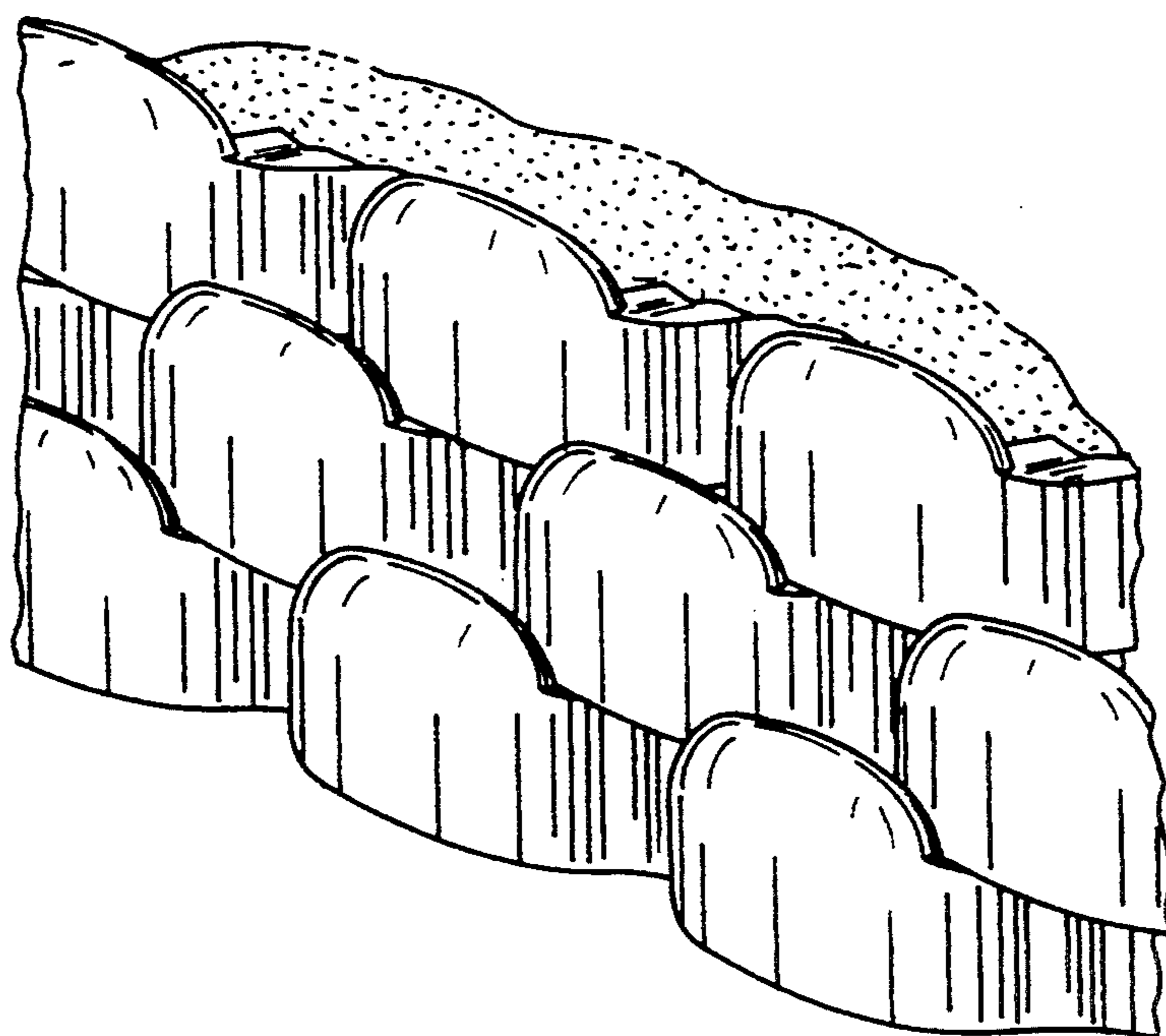


FIG. 2

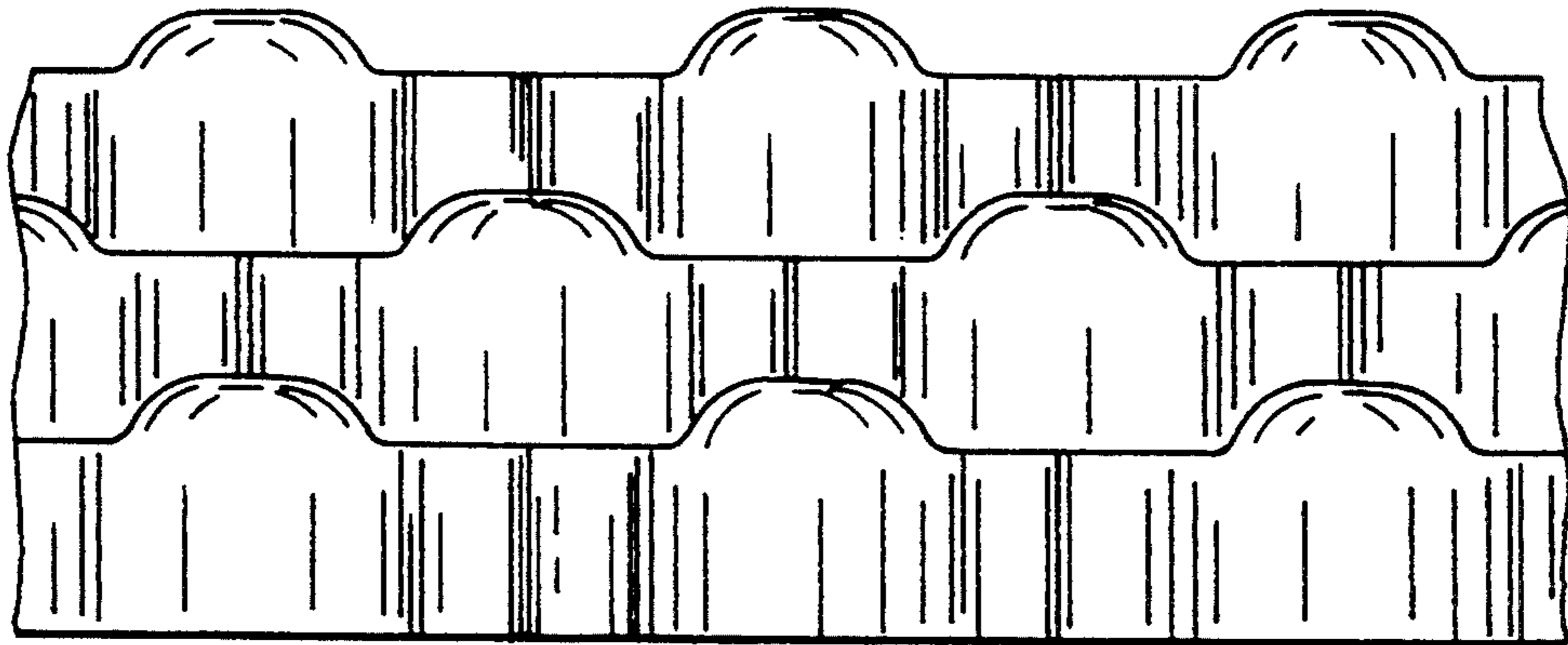


FIG. 3

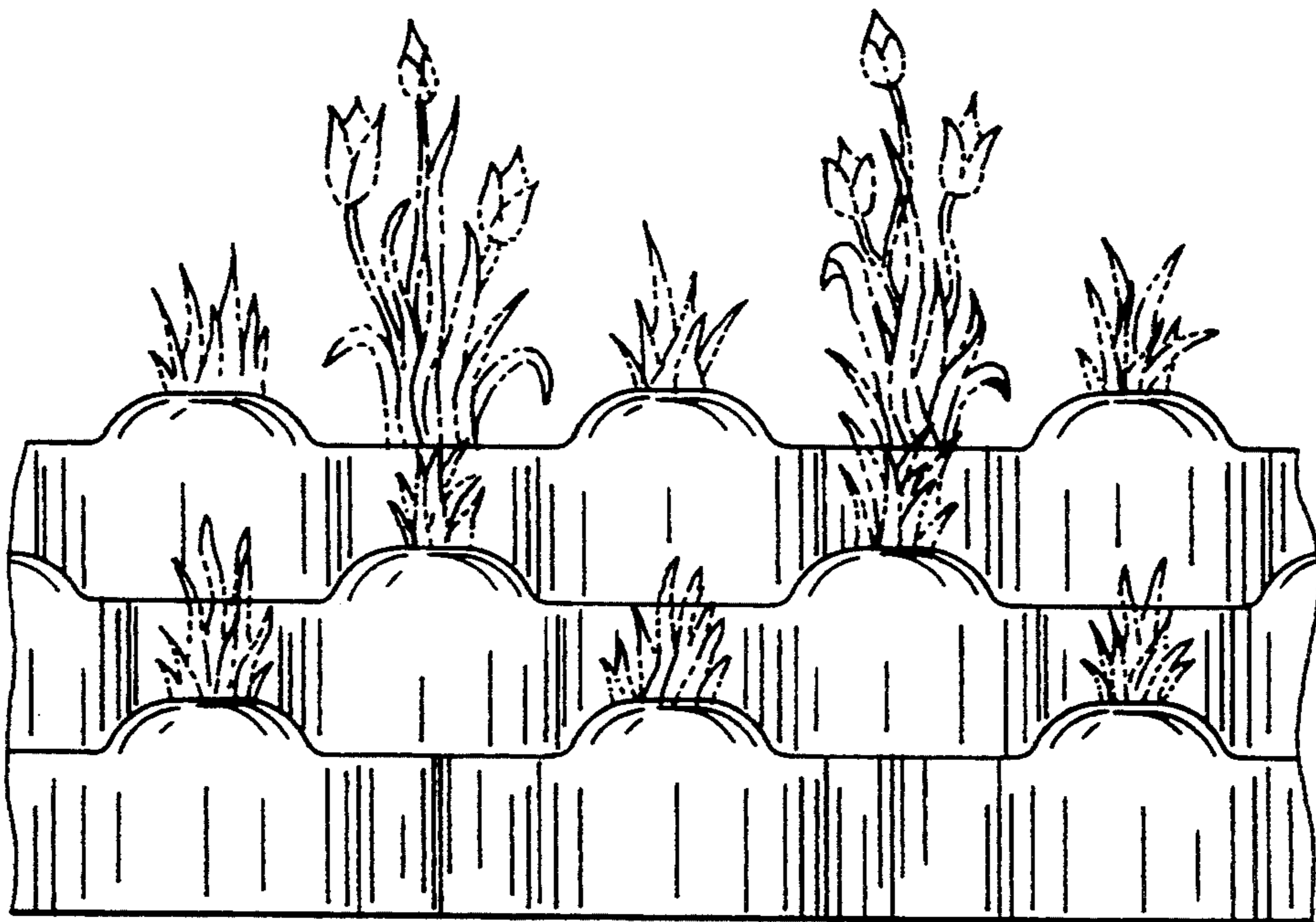


FIG. 5




FIG. 4

