



US00D362057S

United States Patent [19]

[11] Patent Number: **Des. 362,057**

Clayton

[45] Date of Patent: **** Sep. 5, 1995**

[54] **EAGLE IN FLIGHT AIR FRESHENER**

D. 345,789 4/1994 Martin D23/367
1,083,835 1/1914 Jones D11/58

[76] Inventor: **Herbert S. Clayton**, 702A 15th St.
South, Arlington, Va. 22202

Primary Examiner—Lisa P. Lichtenstein

[**] Term: **14 Years**

[57] **CLAIM**

[21] Appl. No.: **30,206**

The ornamental design for an eagle in flight air freshener, as shown.

[22] Filed: **Oct. 24, 1994**

[52] U.S. Cl. **D23/367; D20/30; D23/366**

DESCRIPTION


[58] **Field of Search** D23/366-369;
D11/58, 82, 107; D20/30; D21/160; 239/211,
34, 57-60

FIG. 1 is a perspective view of an eagle in flight air freshener embodying my design;
FIG. 2 is a front side elevational view of said air freshener;
FIG. 3 is a rear side elevational view of said air freshener;
FIG. 4 is a left end elevational view of said air freshener;
FIG. 5 is a right end elevational view of said air freshener;
FIG. 6 is a top plan view of said air freshener; and,
FIG. 7 is a bottom plan view of said air freshener.

[56] **References Cited**

U.S. PATENT DOCUMENTS

8,262	4/1875	Murch	D11/107
D. 136,384	9/1943	MacKinnon	D11/58
D. 223,578	5/1972	Labrecque	D23/368
D. 232,459	8/1974	Kilroy et al.	D21/160
D. 306,623	3/1990	Doi	D21/160






Fig. 1

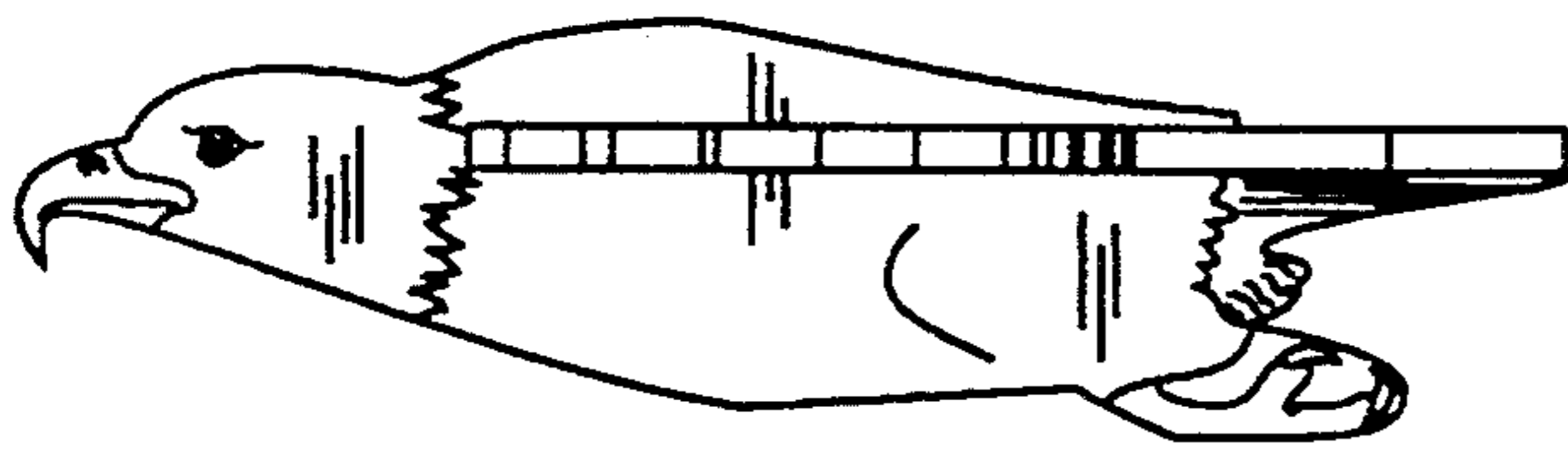


Fig. 2

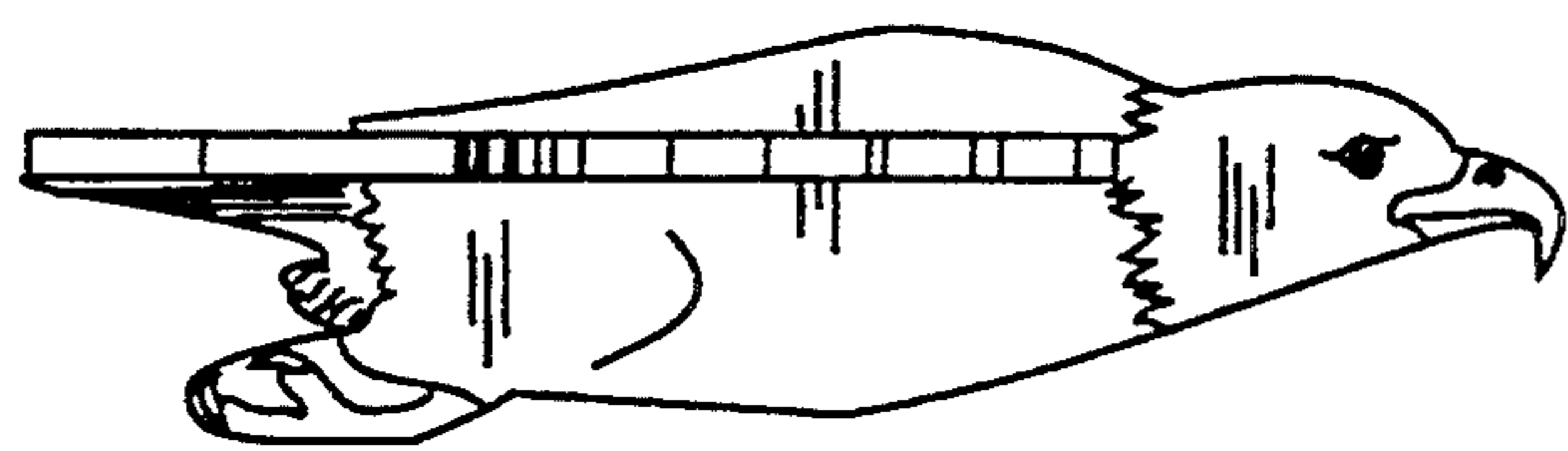


Fig. 3

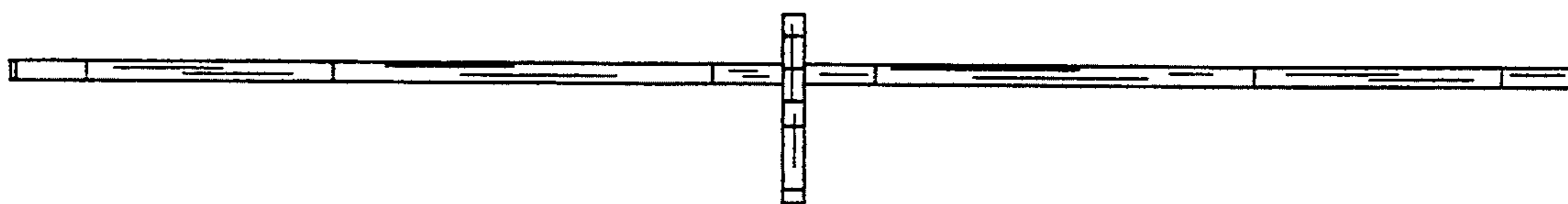


Fig. 4

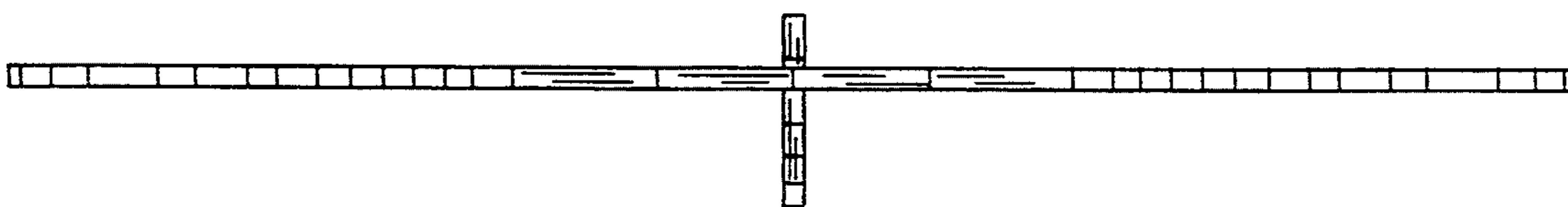


Fig. 5

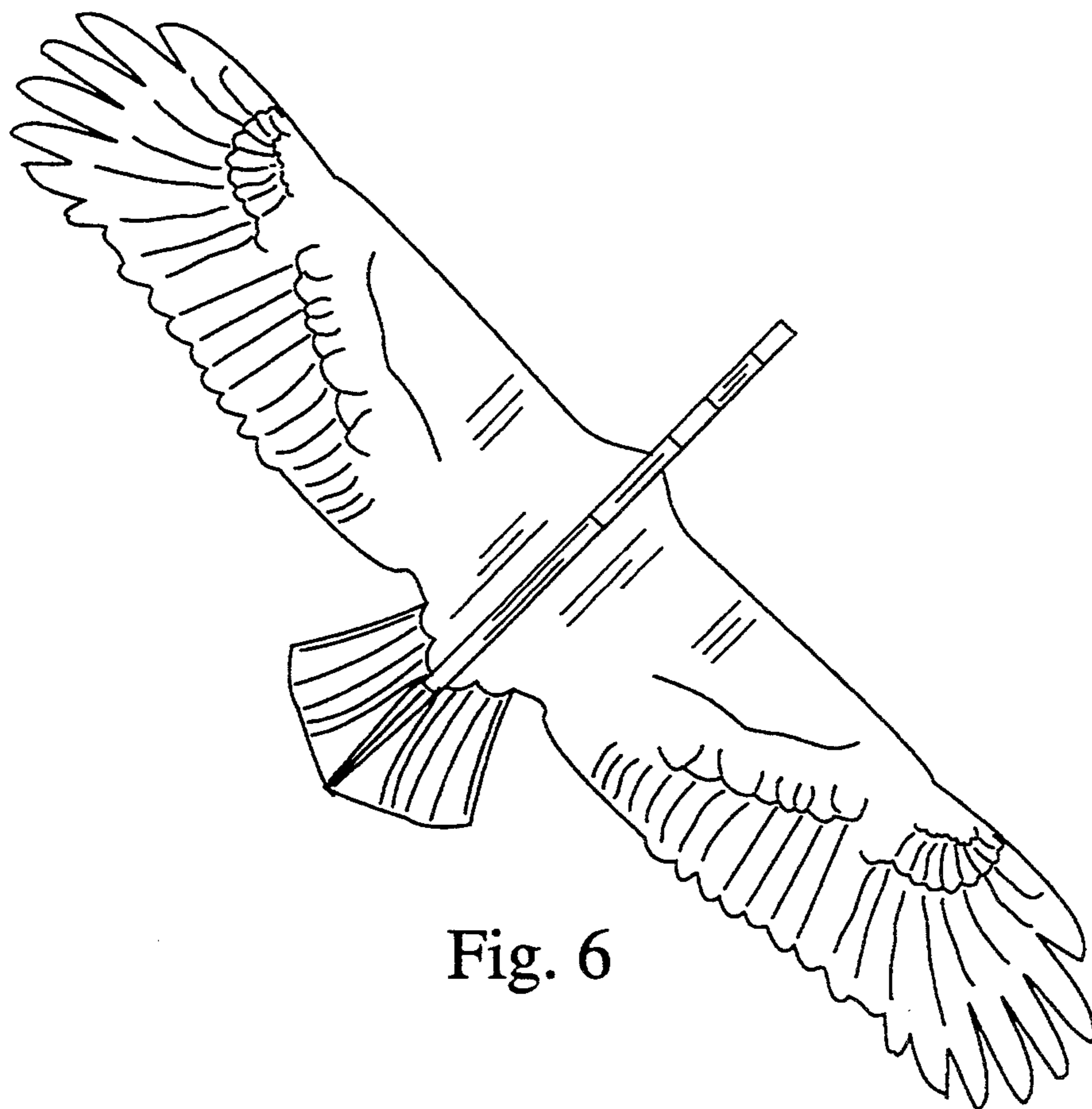


Fig. 6

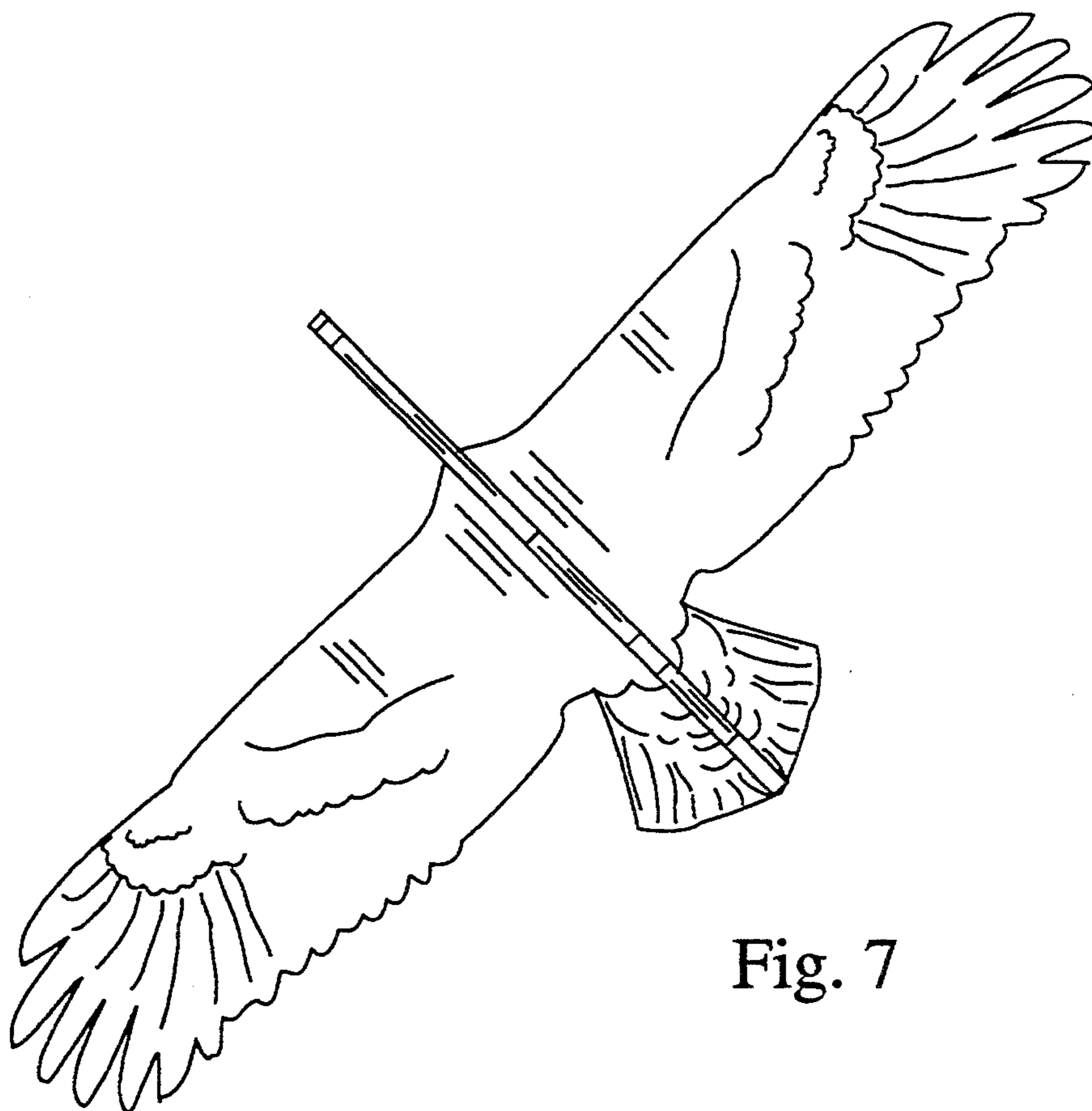


Fig. 7