



US00D362054S

# United States Patent [19]

[11] Patent Number: **Des. 362,054**

Amnay

[45] Date of Patent: **\*\* Sep. 5, 1995**

## [54] SPLASH GUARD

[76] Inventor: **Ivan L. Amnay**, 466 Hawthorne Ave., Uniondale, N.Y. 11553

[\*\*] Term: **14 Years**

[21] Appl. No.: **20,483**

[22] Filed: **Mar. 28, 1994**

[52] U.S. Cl. .... **D23/307**

[58] Field of Search ..... **D23/302; 4/559, 584, 4/658, 661; D25/119, 120, 121, 125**

## [56] References Cited

### U.S. PATENT DOCUMENTS

- D. 238,490 1/1976 Blich ..... D23/307
- D. 273,609 4/1984 Huffington .
- D. 297,157 8/1988 Eder ..... D23/307
- D. 312,301 11/1990 Brown ..... D23/307
- 3,952,337 4/1976 Hansow .

## FOREIGN PATENT DOCUMENTS

903954 7/1972 Canada .

*Primary Examiner*—Stella Reid

*Assistant Examiner*—E. Watterson

*Attorney, Agent, or Firm*—Terry M. Gernstein

## [57] CLAIM

The ornamental design for a splash guard, as shown and described.

## DESCRIPTION

FIG. 1 is a front, top and side perspective view of the splash guard showing my new design;

FIG. 2 is a front elevational view thereof;


FIG. 3 is a rear elevational view thereof;

FIG. 4 is a side elevational view thereof;

FIG. 5 is a side elevational view thereof;

FIG. 6 is a top plan view thereof; and,

FIG. 7 is a bottom plan view thereof.



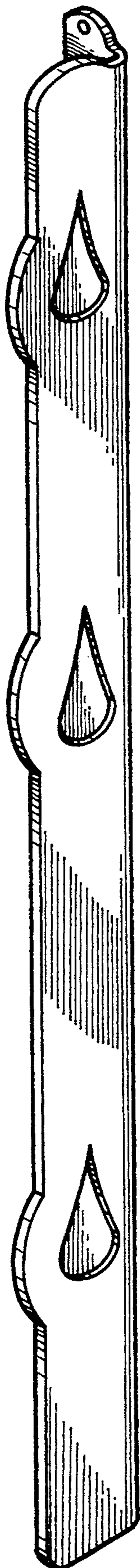


FIG. 1

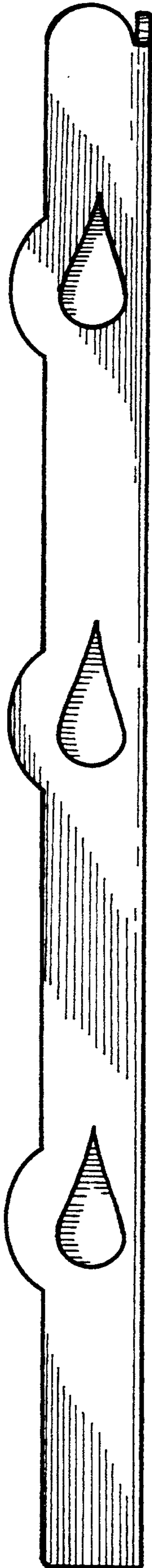


FIG. 2



FIG. 5



FIG. 4

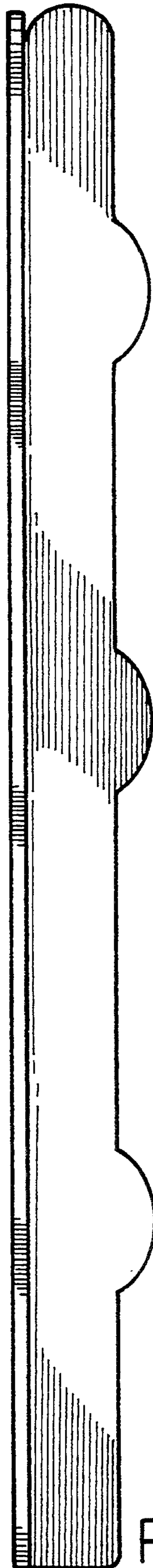


FIG. 3

FIG. 7

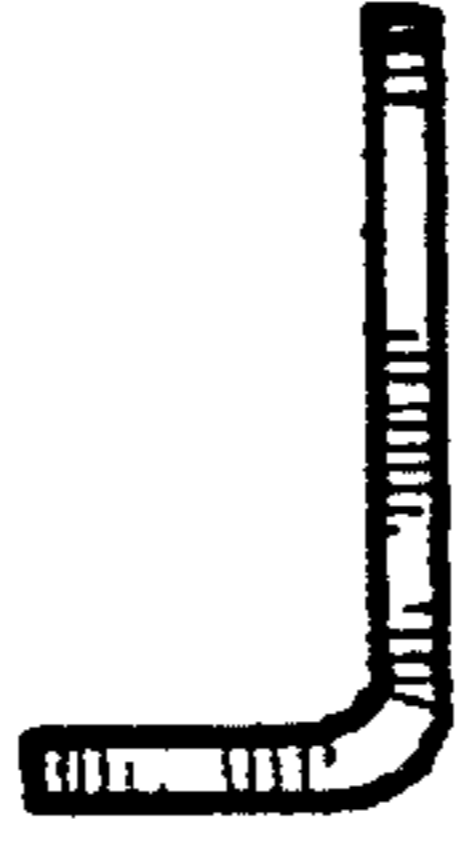


FIG. 6

