



US00D362032S

United States Patent [19]

[11] Patent Number: **Des. 362,032**

Pomerantz

[45] Date of Patent: **** Sep. 5, 1995**

[54] **BALLOON HOLDER**

5,259,805 11/1993 Kieves 446/220

[76] Inventor: **Carl Pomerantz**, 706 Dowker, Baie D'Ufre, Quebec, Canada, H9X 2S9

Primary Examiner—Dominic Simone
Attorney, Agent, or Firm—Mila Shvartsman

[**] Term: **14 Years**

[57] **CLAIM**

[21] Appl. No.: **28,808**

The ornamental design for a balloon holder, as shown and described.

[22] Filed: **Sep. 22, 1994**

[52] U.S. Cl. **D21/84; D21/59; D19/55; D19/73**

DESCRIPTION

[58] **Field of Search** **D21/59, 84; D19/55, D19/73; D8/303; 248/176, 121, 146; 446/220; 30/451, 452, 454, 457**

FIG. 1 is a perspective view of a balloon holder showing my new design, the balloons shown in broken lines for illustrative purposes only;

FIG. 2 is a front elevational view thereof;

FIG. 3 is a rear elevational view thereof;

FIG. 4 is a left side elevational view thereof;

FIG. 5 is a right side elevational view thereof;

FIG. 6 is a top plan view thereof;

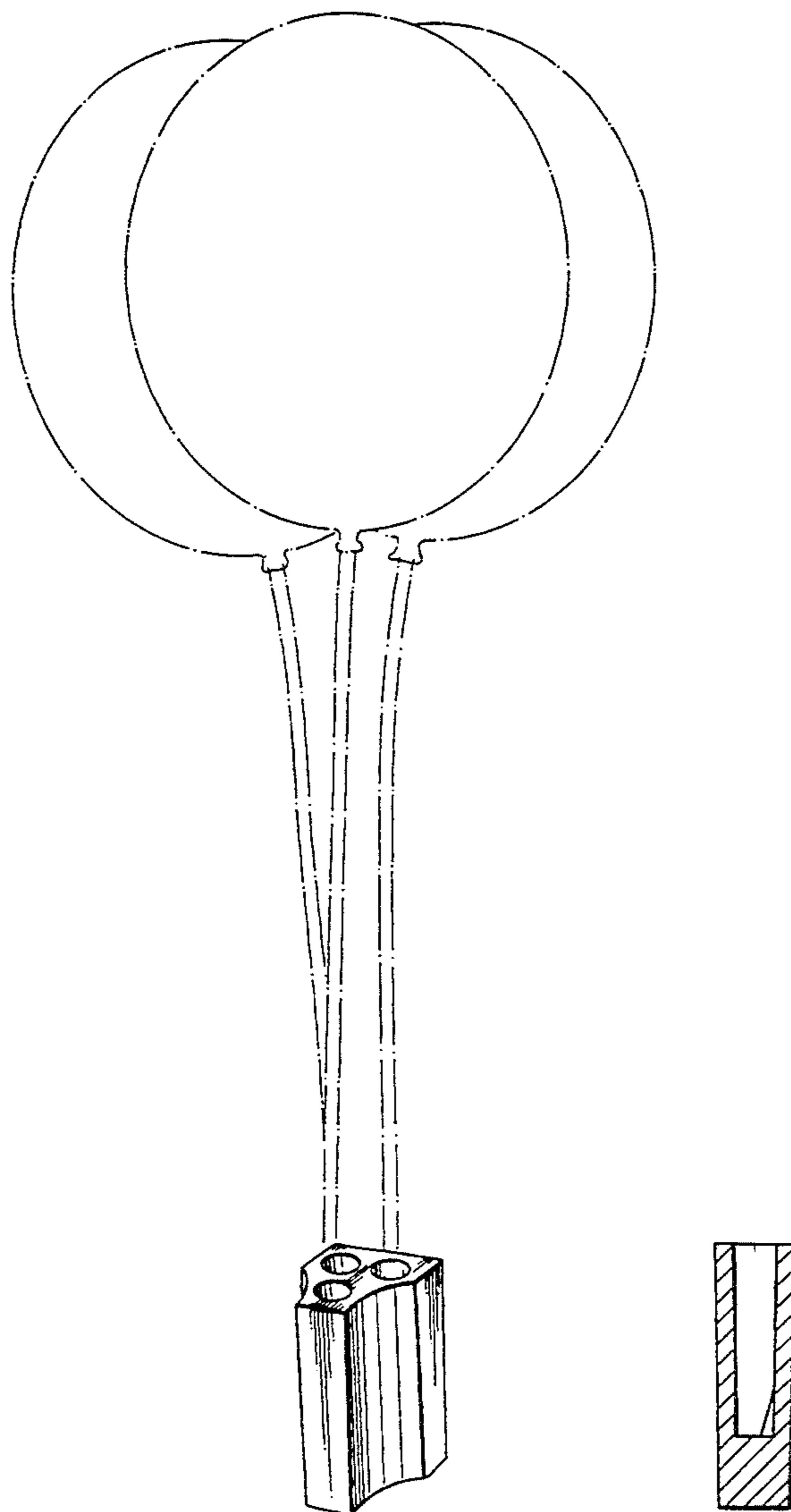
FIG. 7 is a bottom plan view thereof; and,

FIG. 8 is a cross-sectional view thereof, taken in the direction of the arrows along line 8—8 of FIG. 6.

[56] **References Cited**

U.S. PATENT DOCUMENTS

D. 269,850	7/1983	Preisler et al.	D8/303
D. 274,122	6/1984	Stahel et al.	D8/303
5,024,011	6/1991	Collins	D21/84 X
5,074,510	12/1991	Metz	446/220 X



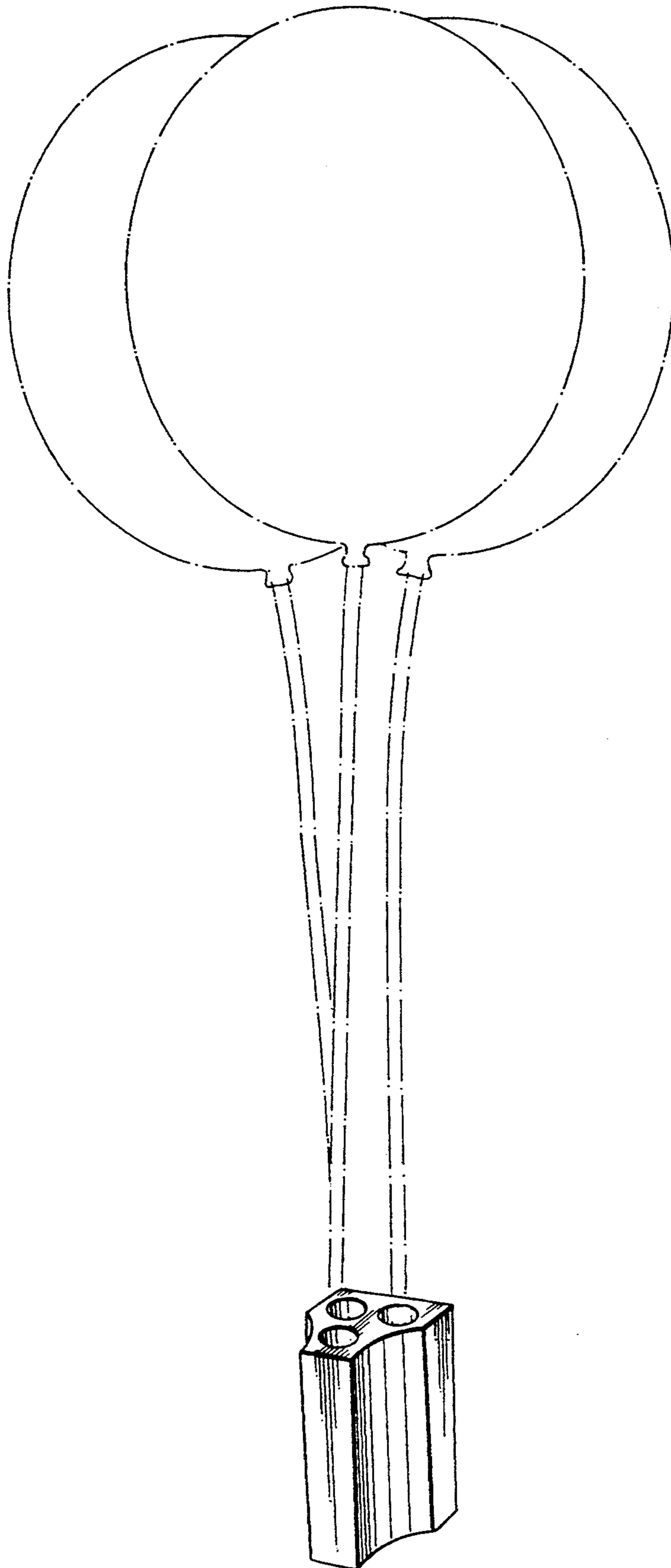


FIG. 1




FIG. 2



FIG. 3

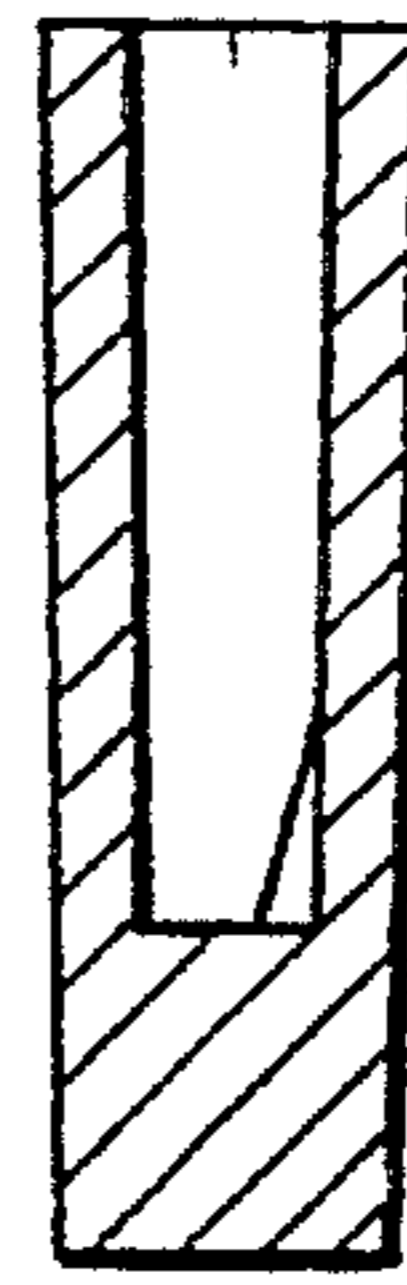




FIG. 4

FIG. 5

FIG. 8




FIG. 6

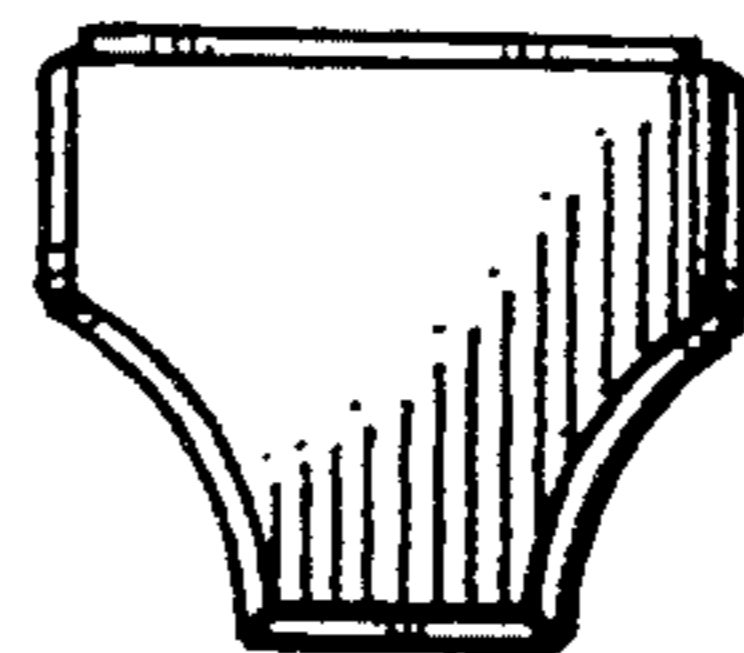


FIG. 7