



US00D362023S

United States Patent [19]

[11] Patent Number: **Des. 362,023**

Sepe

[45] Date of Patent: **** Sep. 5, 1995**

[54] **NOVELTY HOLDER FOR PAPER CLIPS AND NOTEPAD**

D. 340,484	10/1993	Sachetti	D21/157 X
377,726	2/1888	Tuller	211/69.8
757,834	4/1904	Patten et al.	D21/157 X
4,964,830	10/1990	Wagner	446/71

[76] Inventor: **April L. Sepe**, 6545 Wilbur Ave. Sp. 65, Reseda, Calif. 91335

FOREIGN PATENT DOCUMENTS

[**] Term: **14 Years**

843667 8/1960 United Kingdom 401/88

[21] Appl. No.: **20,752**

Primary Examiner—Martie Thompson
Attorney, Agent, or Firm—David L. Baker; Henry S. Miller; Rhodes & Ascolillo

[22] Filed: **Apr. 1, 1994**

[52] U.S. Cl. **D19/92; D19/75; D19/82; D19/78; D21/157**

[57] **CLAIM**

[58] **Field of Search** D19/20, 35, 65, 75, D19/81-85, 86, 92, 95, 99, 100; 206/214, 224, 338, 340, 350, 371, 818; 221/27, 42, 154, 212; D21/157; 211/69.8

The ornamental design for a novelty holder for paper clips and notepad, as shown.

DESCRIPTION

[56] **References Cited**

U.S. PATENT DOCUMENTS

D. 194,007	11/1962	Goodson	D19/20 X
D. 201,732	7/1965	Bunn et al.	D19/92
D. 204,183	3/1966	Corlin	D21/157 X
D. 210,388	3/1968	Gillibrand	D21/157
D. 226,241	1/1973	Zelenko	D19/92

FIG. 1 is a front elevational view of a novelty holder for paper clips and notepad showing my new design therefor;

FIG. 2 is a left side elevational view;

FIG. 3 is a rear elevational view;

FIG. 4 is a right side elevational view;

FIG. 5 is a top plan view; and,

FIG. 6 is a bottom plan view thereof.




FIG. 1

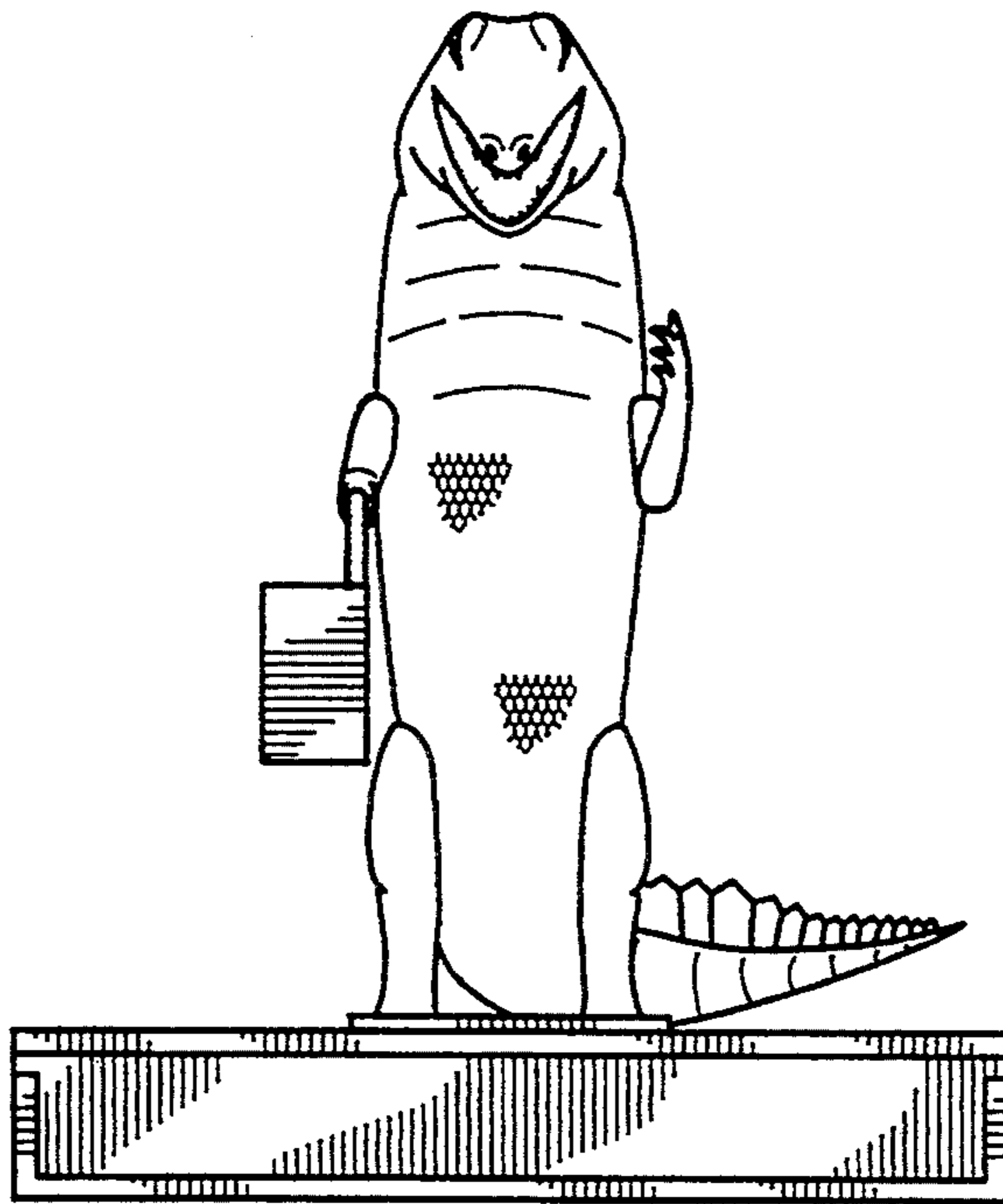


FIG. 2




FIG. 3

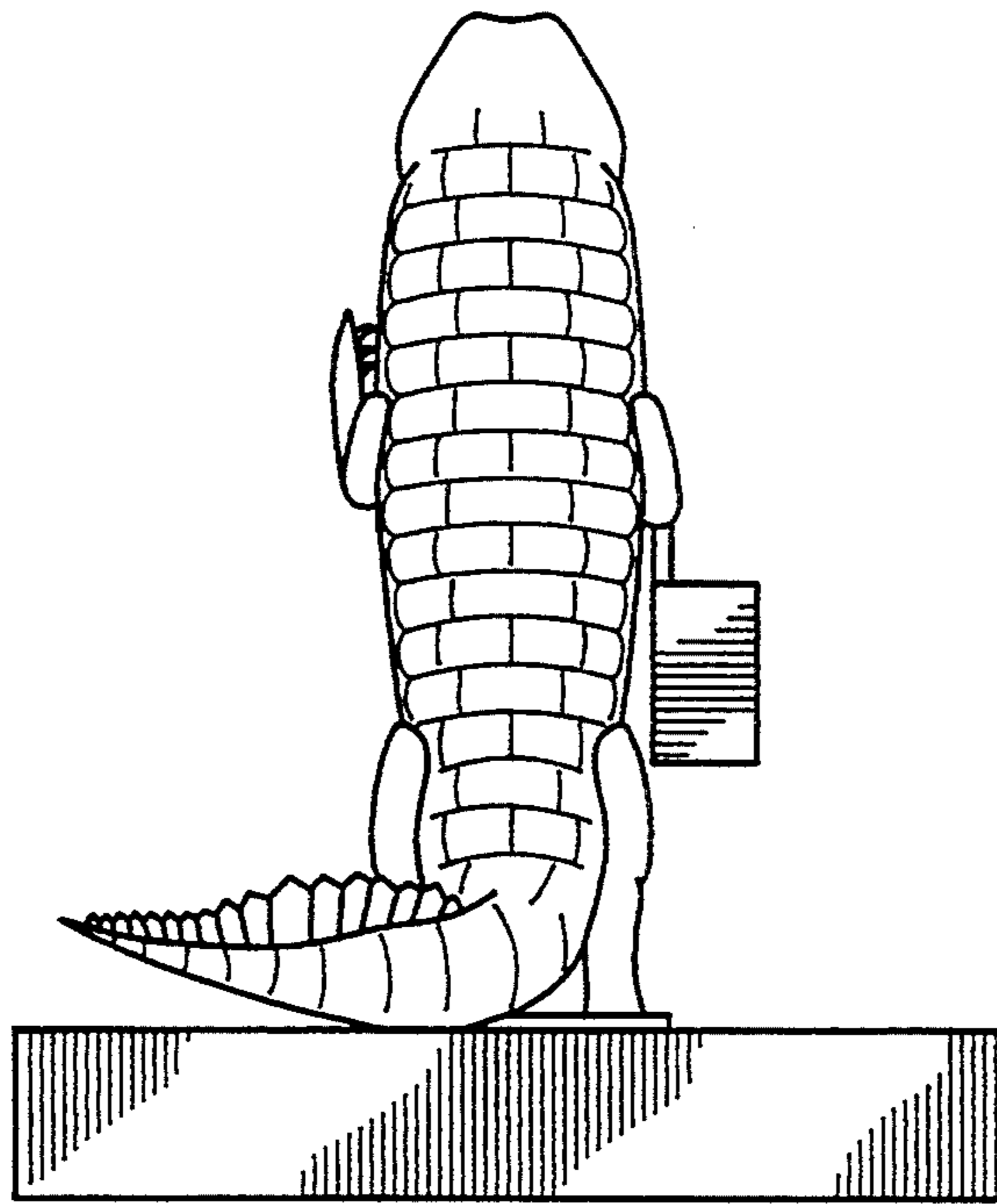


FIG. 4




FIG. 5

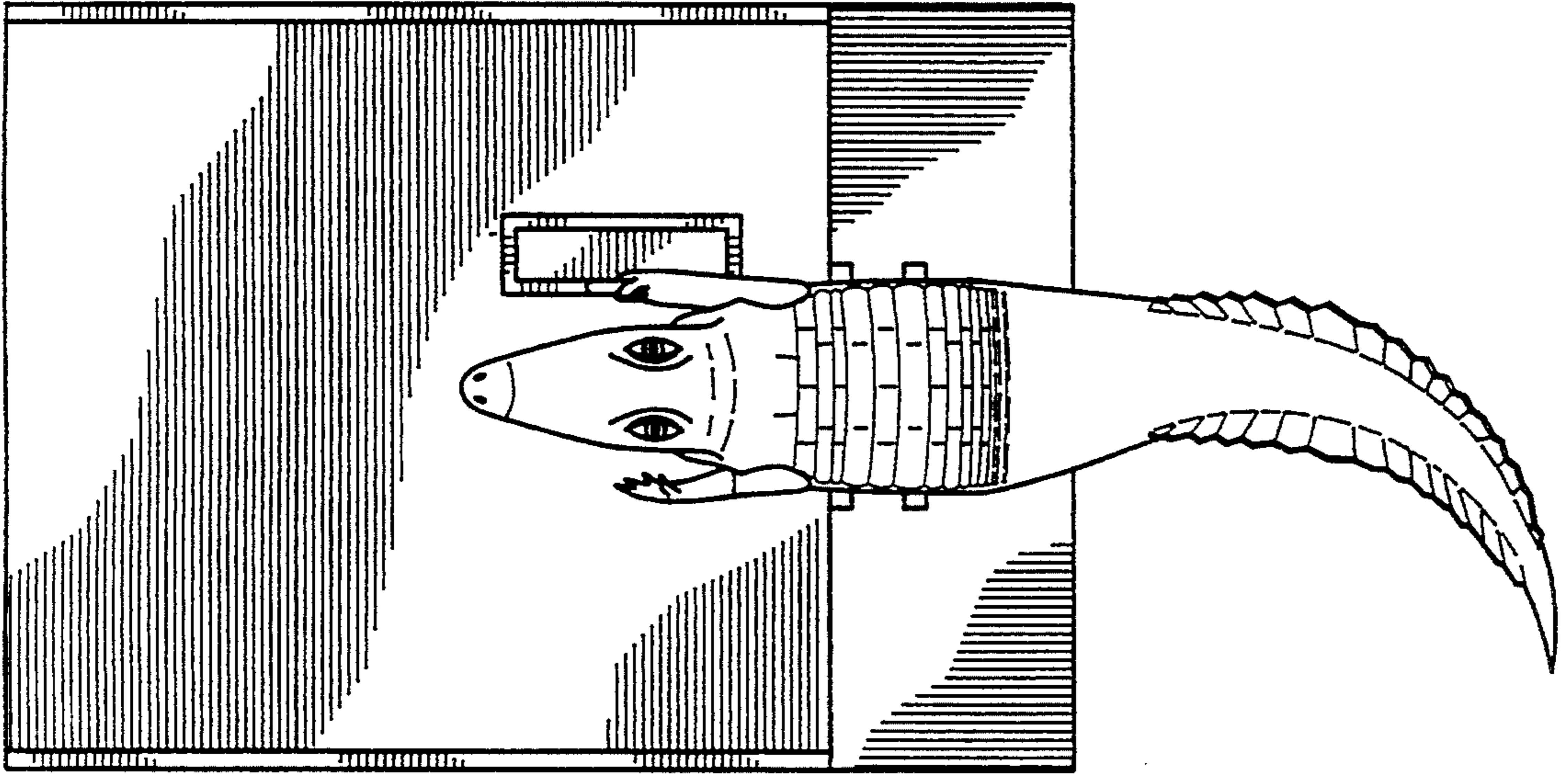


FIG. 6

