



US00D362020S

**United States Patent** [19]  
**Waldinger**

[11] **Patent Number: Des. 362,020**  
[45] **Date of Patent: \*\* Sep. 5, 1995**

[54] **WRITING INSTRUMENT**

[56] **References Cited**

[75] **Inventor: Richard A. Waldinger, Nassau County, N.Y.**  
[73] **Assignee: 3 CPCO, Corp., New York, N.Y.**  
[\*\*] **Term: 14 Years**  
[21] **Appl. No.: 27,065**  
[22] **Filed: Aug. 11, 1994**

**U.S. PATENT DOCUMENTS**

D. 83,592	3/1931	Bienenstein .....	D19/48
D. 86,740	4/1932	Peters .....	D19/48
D. 150,647	8/1948	Pearl .....	D19/48 X
D. 157,471	2/1950	Doux .....	D19/48
D. 178,924	10/1956	Kahn .....	D19/48
D. 191,185	8/1961	Burnham .....	D19/51
D. 267,655	1/1983	Verona .....	D19/51
D. 286,649	11/1986	Hamel .....	D19/51 X
D. 328,611	8/1992	Longarzo .....	D19/49
D. 339,162	9/1993	Verhaeque .....	D19/43 X
D. 352,311	11/1994	Waldinger .....	D19/56 X

*Primary Examiner*—Martie Thompson  
*Attorney, Agent, or Firm*—Howard C. Miskin

**Related U.S. Application Data**

[63] Continuation-in-part of Ser. No. 6,816, Apr. 8, 1993, Pat. No. Des. 352,311.  
[52] **U.S. Cl.** ..... **D19/48; D19/51; D19/56; D19/57**  
[58] **Field of Search** ..... **D19/35, 36, 41-51, D19/54-58, 81-85, 99, 100; 401/99, 100, 103, 104, 209, 243-247**

[57] **CLAIM**

The ornamental design for a writing instrument, as shown and described.

**DESCRIPTION**

FIG. 1 is a top, left front perspective view of a writing instrument showing my new design;  
FIG. 2 is a right side elevational view thereof;  
FIG. 3 is a top plan view thereof; and,  
FIG. 4 is a bottom plan view thereof.

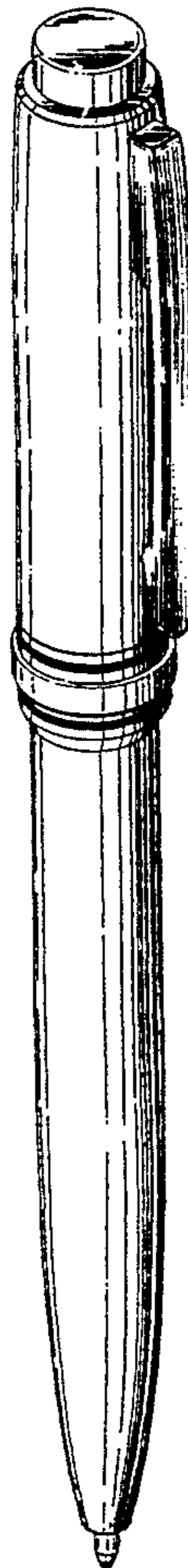


FIG. 1

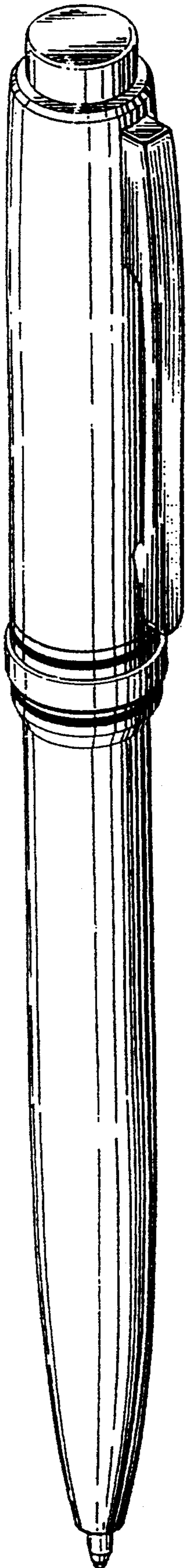


FIG. 2

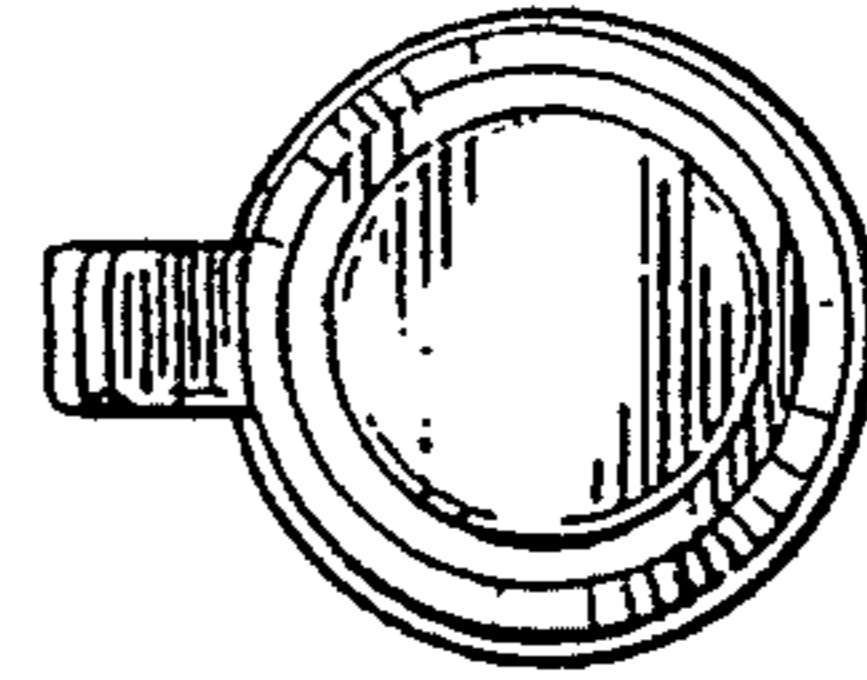



FIG. 3

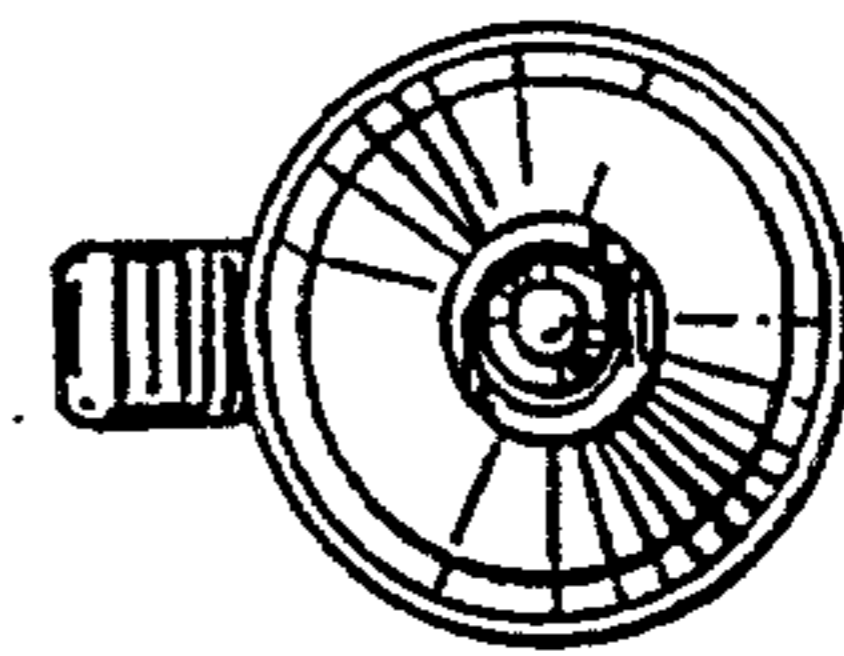


FIG. 4