



US00D362019S

United States Patent [19]

[11] Patent Number: **Des. 362,019**

Linderson

[45] Date of Patent: *** Sep. 5, 1995**

[54] **WRITING INSTRUMENT**

D. 325,398 4/1992 von Edler et al. D19/49
D. 349,129 7/1994 Linderson et al. D19/48

[75] Inventor: **Paul E. Linderson, Warwick, R.I.**

[73] Assignee: **A.T. Cross Company, Lincoln, R.I.**

[*] Notice: The portion of the term of this patent subsequent to Jul. 26, 2008 has been disclaimed.

[**] Term: **14 Years**

[21] Appl. No.: **14,926**

[22] Filed: **Nov. 3, 1993**

OTHER PUBLICATIONS

A.T. Cross Company © 1964 (advertisement) see pen on left.

Primary Examiner—Martie Thompson
Attorney, Agent, or Firm—Notaro & Michalos

[57] **CLAIM**

The ornamental design for a writing instrument, as shown and described.

DESCRIPTION

FIG. 1 is a front elevational view of a writing instrument showing my new design;
FIG. 2 is a right side elevational view, the left side being a mirror image thereof;
FIG. 3 is a rear elevational view thereof;
FIG. 4 is a top plan view thereof;
FIG. 5 is a bottom plan view thereof;
FIG. 6 is a front elevational view of a second embodiment of a writing instrument showing my new design;
FIG. 7 is a right side elevational view, the left side being a mirror image thereof;
FIG. 8 is a rear elevational view thereof;
FIG. 9 is a top plan view thereof; and,
FIG. 10 is a bottom plan view thereof.

Related U.S. Application Data

[63] Continuation-in-part of Ser. No. 903,988, Jun. 24, 1992, Pat. No. Des. 349,129.

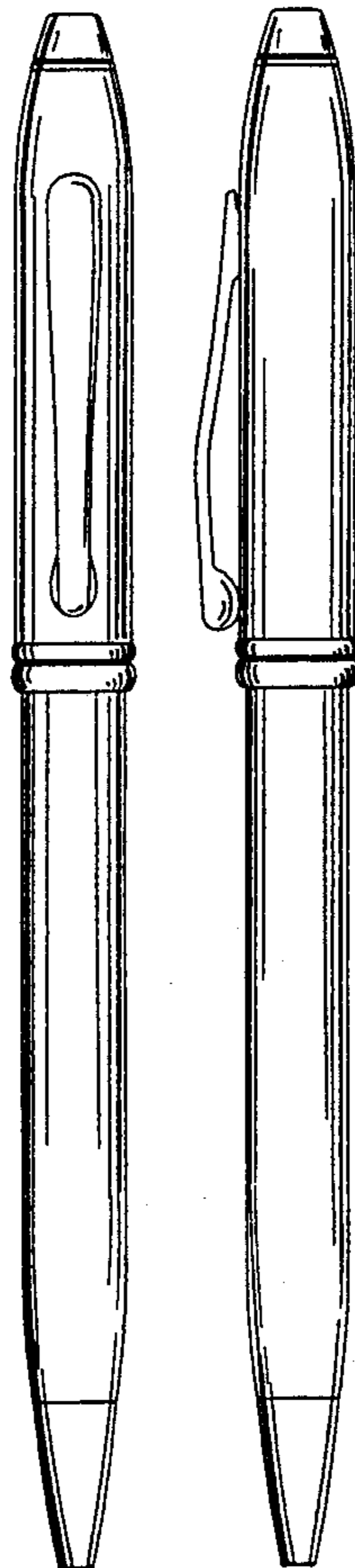
[52] U.S. Cl. **D19/48; D19/49; D19/51**

[58] Field of Search **D19/35, 36, 41-51, D19/54-58, 81-85; 401/99, 100, 104, 243-247, 221, 222, 223**

[56] **References Cited**

U.S. PATENT DOCUMENTS

D. 280,737 9/1985 Verhaegue D19/48
D. 323,852 2/1992 Gomez D19/51 X
D. 324,072 2/1992 von Edler et al. D19/43 X



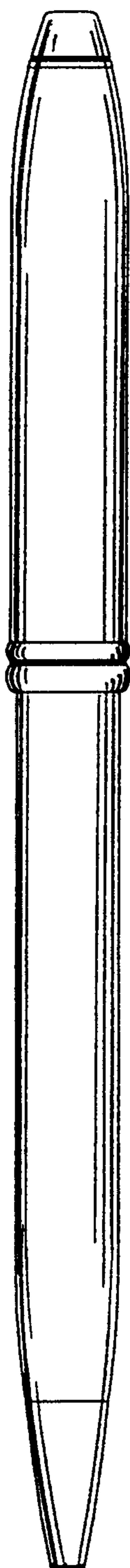


FIG. 3

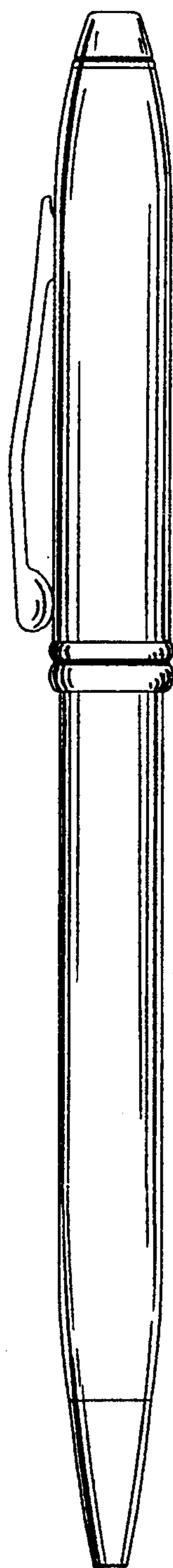


FIG. 2




FIG. 1

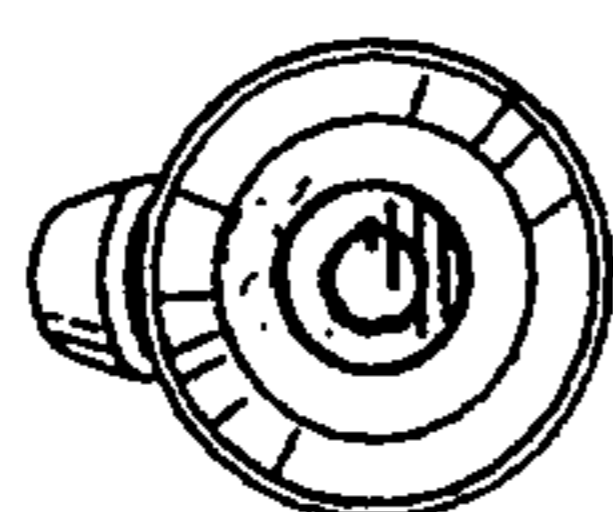


FIG. 4

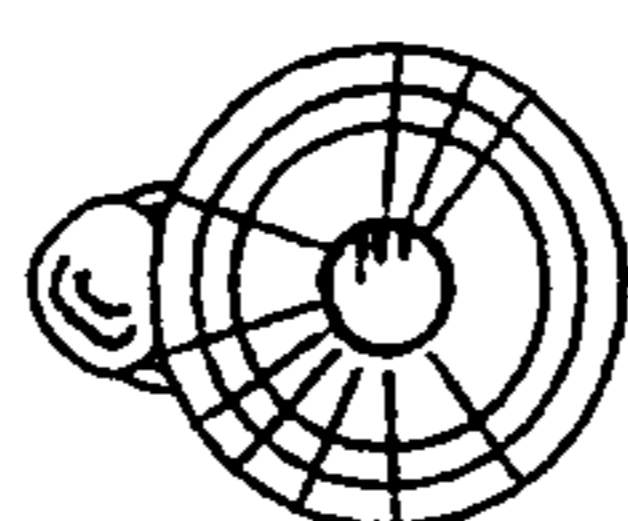


FIG. 5




FIG. 8




FIG. 7




FIG. 6

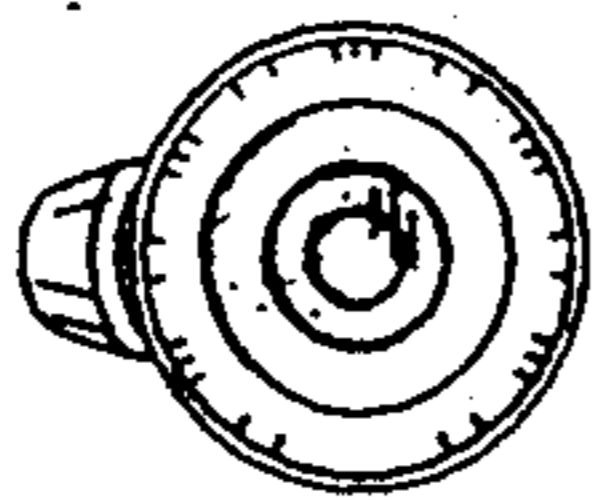


FIG. 9

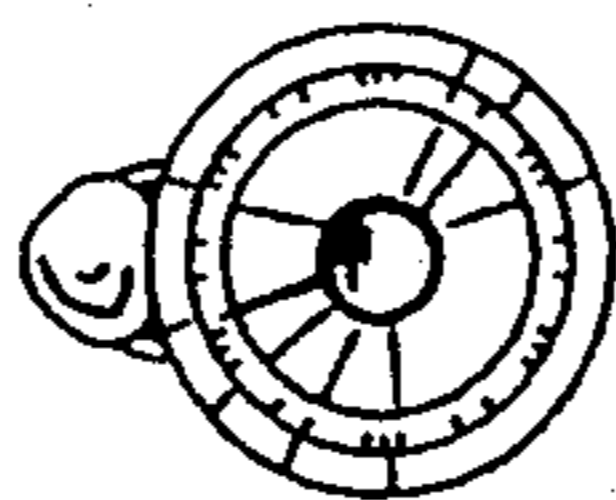


FIG. 10