



US00D362018S

# United States Patent [19]

[11] Patent Number: **Des. 362,018**

**Damm**

[45] Date of Patent: **\*\* Sep. 5, 1995**

- [54] **COMBINED ARTIST'S PALETTE AND COVERED PAINT RECEPTACLES**
- [76] Inventor: **David K. Damm**, Rte. 2 Box 1646, Williston, Fla. 32696
- [\*\*] Term: **14 Years**
- [21] Appl. No.: **26,048**
- [22] Filed: **Jul. 18, 1994**
- [52] U.S. Cl. .... **D19/36; D19/35**
- [58] Field of Search ..... **D19/35, 36, 65, 77, D19/81-85, 99, 100; 206/1.7, 1.8; 434/103**

3,188,036	6/1965	Sprung .....	206/1.7 X
3,650,380	3/1972	Hutchison .....	206/1.8
3,779,369	12/1973	Lang .....	206/1.8
4,735,306	4/1988	Smit .....	206/1.8
4,901,850	2/1990	McIntosh .....	206/1.7 X
5,209,664	5/1993	Wilcox .....	434/103
5,249,667	10/1993	Hill et al. ....	206/1.8

Primary Examiner—Martie Thompson

### [57] CLAIM

The ornamental design for the combined artist's palette and covered paint receptacles, as shown and described.

### DESCRIPTION

FIG. 1 is a front elevational view of a combined artist's palette and covered paint receptacles showing my new design;

FIG. 2 is a rear elevational view thereof;

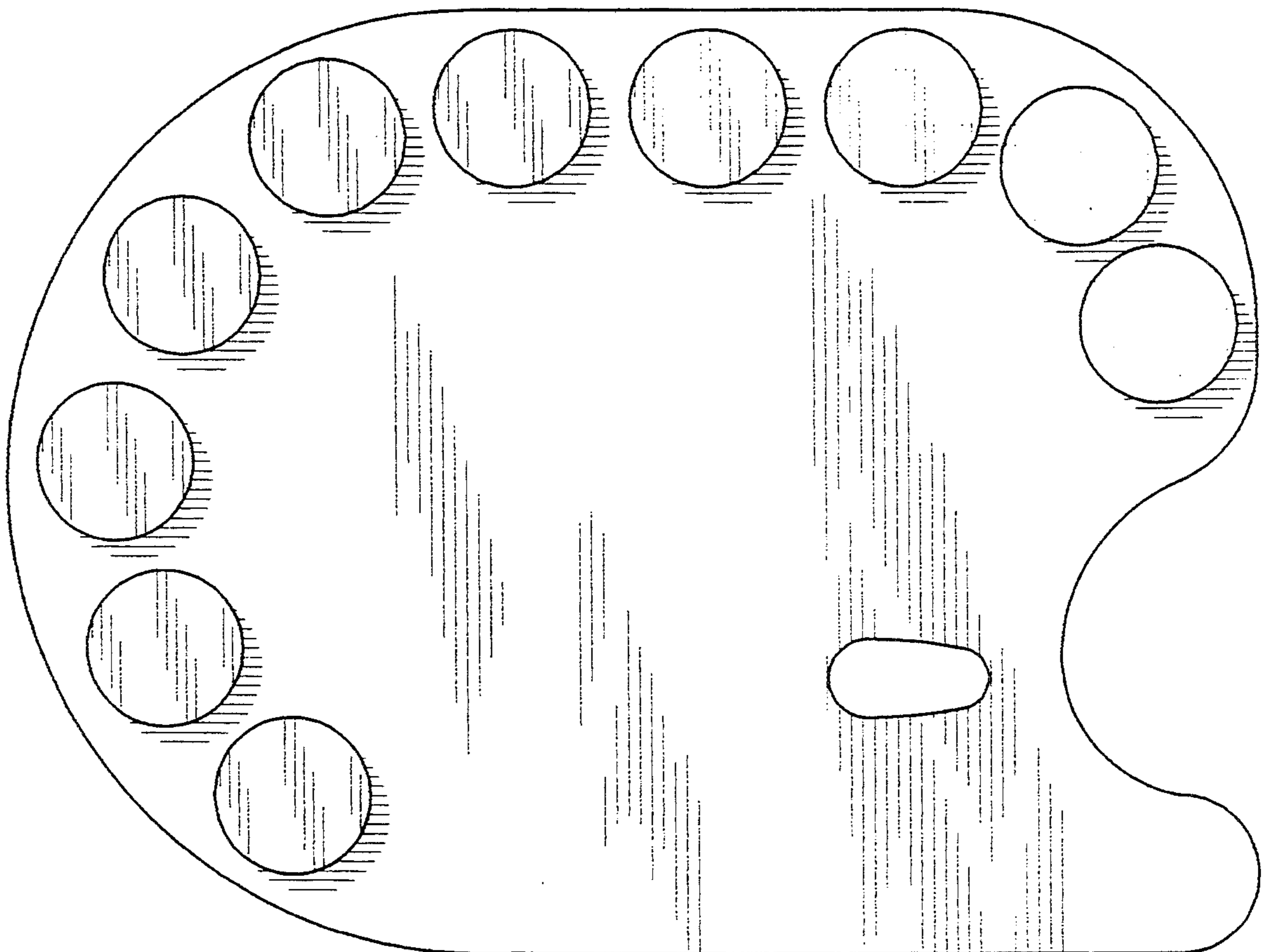
FIG. 3 is a left side elevational view thereof;

FIG. 4 is a right side elevational view thereof;

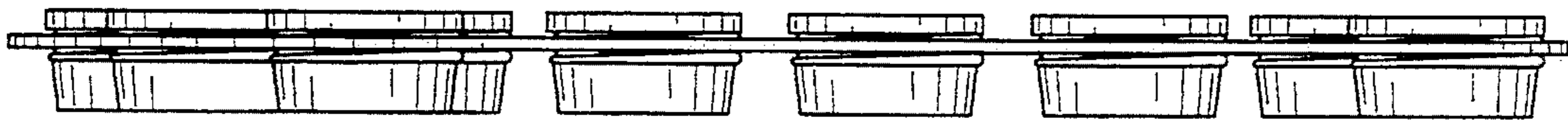
FIG. 5 is a top plan view thereof; and,

FIG. 6 is a bottom plan view thereof.


- [56] **References Cited**
- U.S. PATENT DOCUMENTS**
- D. 146,348 2/1947 Clippard ..... D19/35
- D. 150,279 7/1948 Wies ..... D19/35
- D. 184,597 3/1989 Berman ..... D19/77 X
- 2,473,532 6/1949 Lazare ..... 206/1.8 X
- 3,139,208 6/1964 Irwin et al. .... 206/1.8 X




*FIG. 1*



*FIG. 2*



*FIG. 3*



*FIG. 4*




FIG. 5

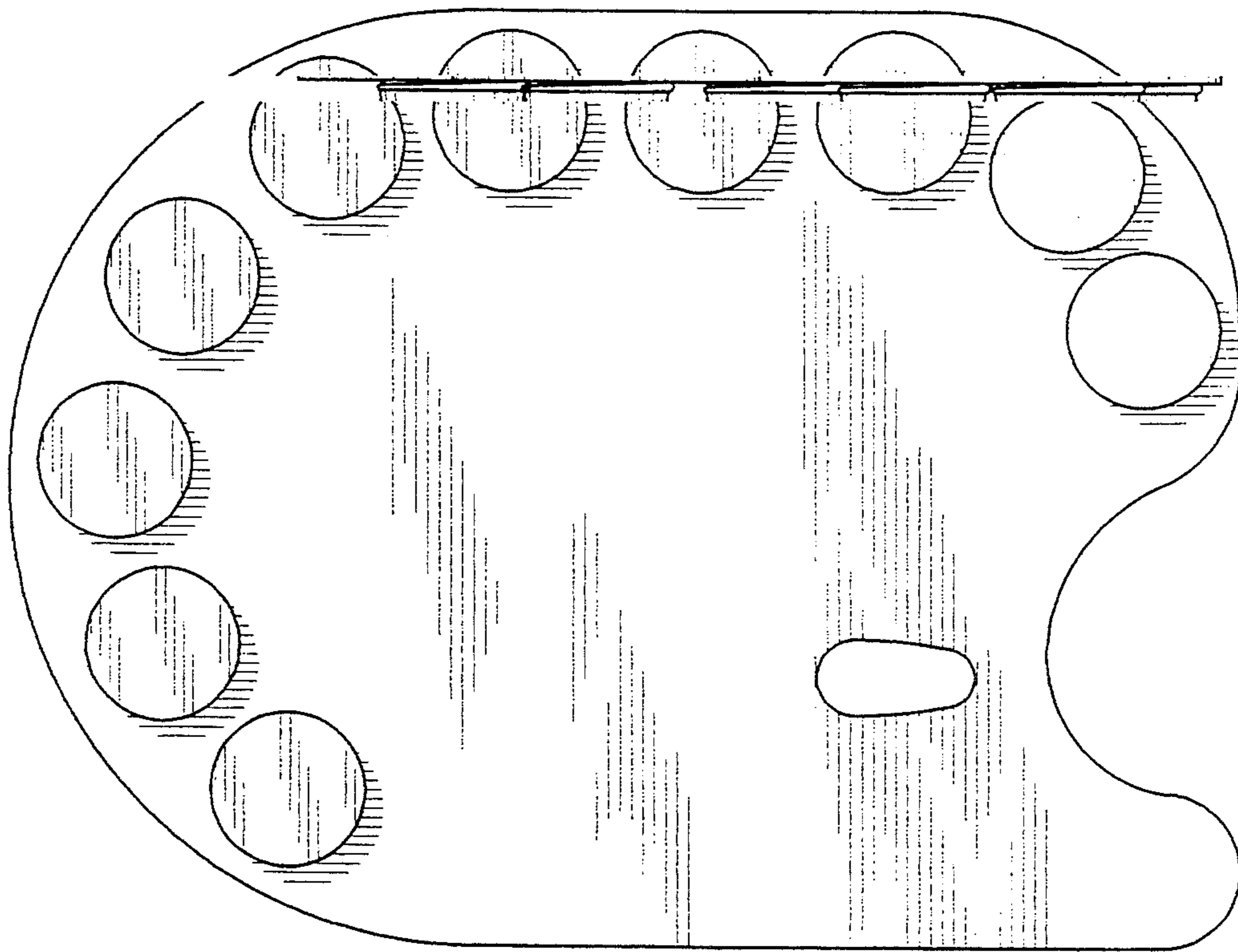


FIG. 6

