



US00D362016S

United States Patent [19]

[11] Patent Number: **Des. 362,016**

Faulkingham

[45] Date of Patent: **** Sep. 5, 1995**

[54] **COMBINED PAGE AND LINE MARKER**

[76] Inventor: **Leo M. Faulkingham**, 1825 Texowa Rd., Iowa Park, Tex. 76367

4,285,532 8/1981 Davis .
4,462,614 7/1984 Krause .
4,577,890 3/1986 Boyett .
5,305,706 4/1994 Arjomand 116/234

[**] Term: **14 Years**

FOREIGN PATENT DOCUMENTS

[21] Appl. No.: **26,601**

612875 11/1948 United Kingdom 116/240

[22] Filed: **Aug. 1, 1994**

Primary Examiner—A. Hugo Word

[52] U.S. Cl. **D19/34**

Assistant Examiner—Pamela Burgess

[58] Field of Search D19/34, 37, 32; 281/42; 116/234, 235, 240; D10/71

[57] CLAIM

[56] References Cited

The ornamental design for the combined page and line marker, as shown and described.

U.S. PATENT DOCUMENTS

DESCRIPTION

D. 163,657	6/1951	Wagner	D19/34
D. 170,467	9/1953	Kremin	D19/34
D. 280,529	9/1985	Cox	.	
D. 307,442	4/1990	Cooper	D19/34
1,353,279	9/1920	Schulthess	116/240
2,588,421	2/1952	Dumais	116/235
2,630,777	3/1953	Johnson	116/235
3,744,447	7/1973	Hernon	.	

FIG. 1 is a front elevational view of the combined page and line marker showing my new design;
FIG. 2 is a rear elevational view thereof;
FIG. 3 is a left side elevational view thereof;
FIG. 4 is a right side elevational view thereof;
FIG. 5 is an enlarged top plan view thereof; and,
FIG. 6 is an enlarged bottom plan view thereof.

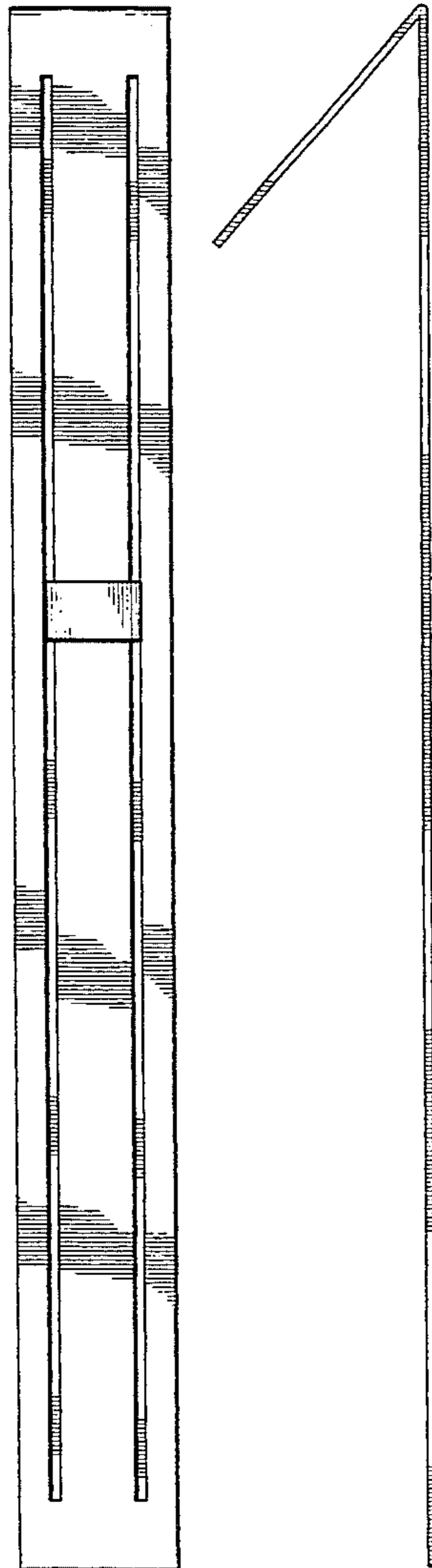


FIG. 1

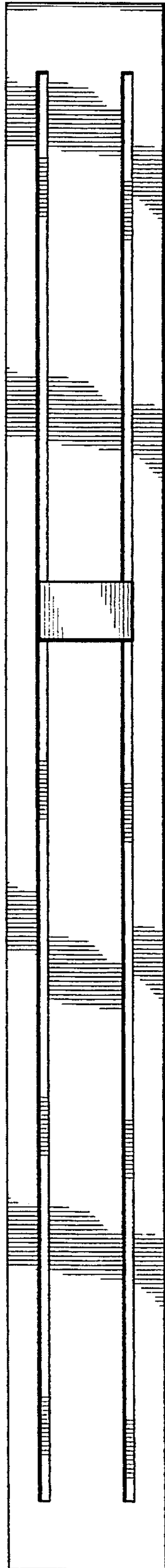


FIG. 2




FIG. 3

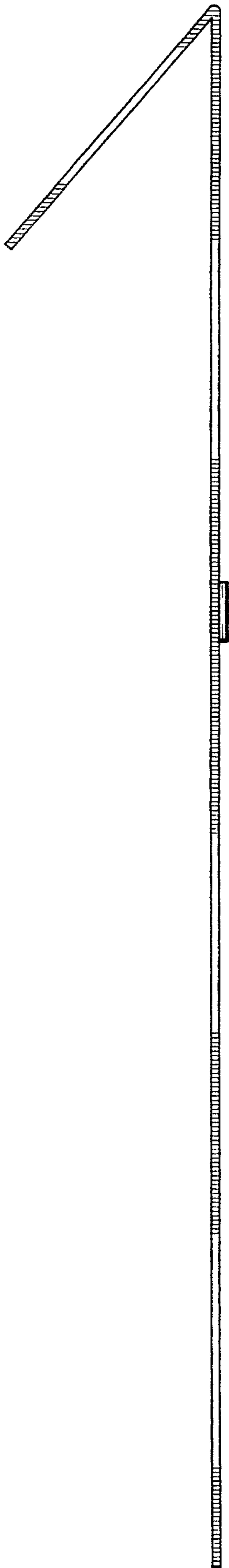


FIG. 4

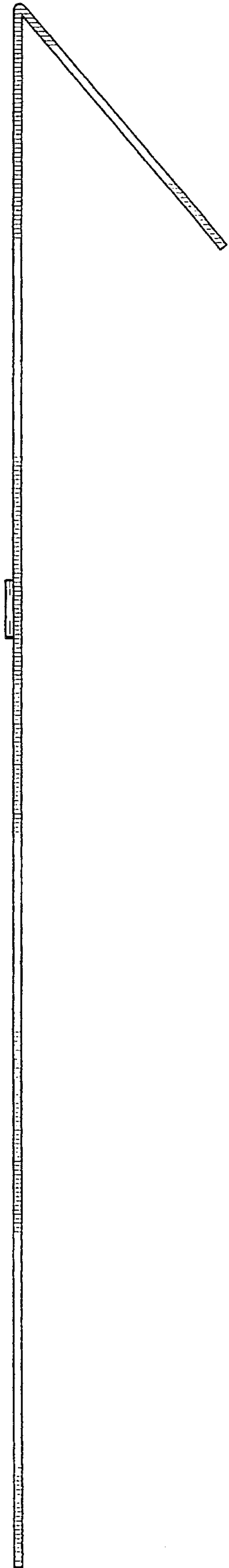


FIG. 5




FIG. 6

