



US00D361969S

# United States Patent [19]

[11] Patent Number: **Des. 361,969**

Petersen

[45] Date of Patent: **\*\* Sep. 5, 1995**

[54] **BUMPER FOR PERSONAL WATERCRAFT**

*Primary Examiner—Kay H. Chin  
Attorney, Agent, or Firm—Wells, St. John, Roberts,  
Gregory & Matkin*

[76] Inventor: **Richard G. Petersen**, 2685 Driftwood Dr., Coeur d'Alene, Id. 83814

[57] **CLAIM**

[\*\*] Term: **14 Years**

The ornamental design for a bumper for personal watercraft, as shown and described.

[21] Appl. No.: **29,598**

**DESCRIPTION**

[22] Filed: **Oct. 11, 1994**

[52] U.S. Cl. .... **D12/168; D12/317**

[58] Field of Search ..... **D12/168, 317; D21/237, D21/236; 441/88, 113; 114/219; 273/72 R**

FIG. 1 is a right front perspective view of a bumper for personal watercraft showing my new design with strap portions being broken to permit maximum drawing scale;

[56] **References Cited**

**U.S. PATENT DOCUMENTS**

1,448,527	3/1923	Edmonds .....	441/88
2,122,372	6/1938	Hooper et al. ....	114/219
2,875,721	3/1959	Downey .....	114/219
3,077,618	2/1963	O'Link .....	441/113

FIG. 2 is a left rear perspective thereof;


FIG. 3 is a front elevation view thereof;



FIG. 4 is a rear elevation view thereof;

FIG. 5 is a left side elevation view thereof;

FIG. 6 is a right side elevation view thereof; and,

FIG. 7 is a reduced scale front elevation view to show proportional relationship of all elements thereof.








Fig. 2




Fig. 3

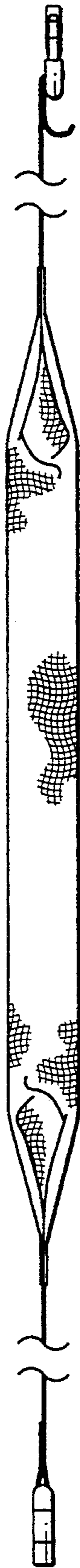


Fig. 5




Fig. 6

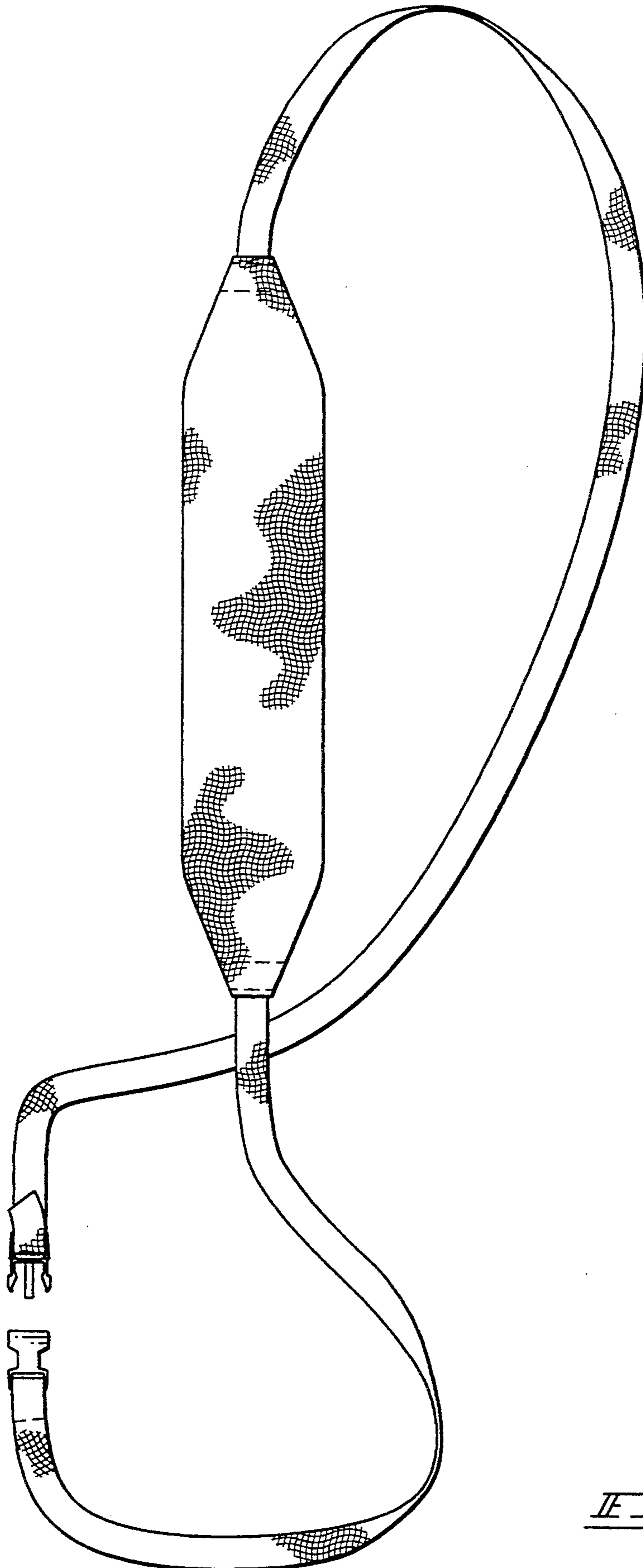


FIG. 4