



US00D361955S

# United States Patent [19]

[11] Patent Number: **Des. 361,955**

Goldsholl et al.

[45] Date of Patent: **\*\* Sep. 5, 1995**

[54] NOVELTY PLAQUE

[76] Inventors: **Michael Goldsholl; Linda Goldsholl**, both of 3016 Brownstone Ct., Burtonsville, Md. 20866; **Maureen Goldsholl; Paul Goldsholl**, both of 3752 Font Hill Dr., Ellicott City, Md. 21042

[\*\*] Term: **14 Years**

[21] Appl. No.: **21,897**

[22] Filed: **Apr. 25, 1994**

[52] U.S. Cl. .... **D11/132; D11/133**

[58] Field of Search ..... **D11/132, 133; D6/300, D6/303, 306; 40/152, 160; 428/542.2, 542.4**

[56] **References Cited**

**U.S. PATENT DOCUMENTS**

- D. 150,261 7/1948 Sheeran et al. .... D11/133
- D. 180,524 6/1957 Naimon ..... D11/133 X
- D. 339,693 9/1993 Gordon ..... D6/300
- D. 340,880 11/1993 Walton ..... D11/132

- D. 353,121 12/1994 Young ..... D11/132 X
- 4,777,745 10/1988 Rose ..... 428/542.4
- 5,277,949 1/1994 Green ..... 428/542.4



*Primary Examiner*—Dominic Simone  
*Attorney, Agent, or Firm*—Robert Halper

[57] **CLAIM**

The ornamental design for a novelty plaque, as shown and described.

**DESCRIPTION**

FIG. 1 is a front elevational view of a novelty plaque showing our new design;  
 FIG. 2 is a side elevational view thereof;  
 FIG. 3 is a bottom plan view thereof;  
 FIG. 4 is a front elevational view of a second embodiment of FIG. 1;  
 FIG. 5 is a bottom plan view thereof; and,  
 FIG. 6 is a side elevational view thereof.  
 The indicia shown in broken lines in FIGS. 1 and 4 is for illustrative purposes only and forms no part of the claim.






FIG. 1

FIG. 2




FIG. 3






FIG. 4

FIG. 6

FIG. 5