



US00D361946S

**United States Patent** [19]  
**Bulgari**

[11] **Patent Number: Des. 361,946**  
[45] **Date of Patent: \*\* Sep. 5, 1995**

[54] **WRISTWATCH**

[75] Inventor: **Giovanni Bulgari, Rome, Italy**  
[73] Assignee: **Gianni Bulgari S.p.A., Rome, Italy**  
[\*\*] Term: **14 Years**  
[21] Appl. No.: **26,010**  
[22] Filed: **Jul. 29, 1994**

[30] **Foreign Application Priority Data**

Jan. 31, 1994 [WO] WIPO ..... DMA/002 411  
[52] U.S. Cl. .... **D10/39; D10/30**  
[58] Field of Search ..... **D10/1-40,**  
**D10/122-132; 368/280-282, 276-277, 285**

[56] **References Cited**

**U.S. PATENT DOCUMENTS**

D. 161,485 1/1951 Megar ..... D10/39  
D. 319,027 8/1991 Burgener ..... D10/39  
2,749,634 6/1956 Billett ..... D10/32 X

**FOREIGN PATENT DOCUMENTS**

204293 4/1939 Switzerland ..... 368/285

**OTHER PUBLICATIONS**

*European Jeweler (U.Z.)*—Nov. 1986—p. 129—Watch, 2nd from-left.  
*European Jeweler (U.Z.)*—Apr. 1986—p. 89—Watches.  
*Swiss Watch & Jewelry Journal*—Feb. 1989—p. 242—Watch.  
*Primary Examiner*—Nelson C. Holtje  
*Attorney, Agent, or Firm*—Sughrue, Mion, Zinn, Macpeak & Seas

[57] **CLAIM**

The ornamental design for a wristwatch, as shown and described.

**DESCRIPTION**

FIG. 1 is a perspective view of a wristwatch showing my new design;  
FIG. 2 is a top plan view thereof;  
FIG. 3 is a bottom plan view thereof;  
FIG. 4 is a side elevational view of one side thereof;  
FIG. 5 is a side elevational view of an opposite side thereof;  
FIG. 6 is an end elevational view of one end thereof; and,  
FIG. 7 is an end elevational view of an opposite end thereof.

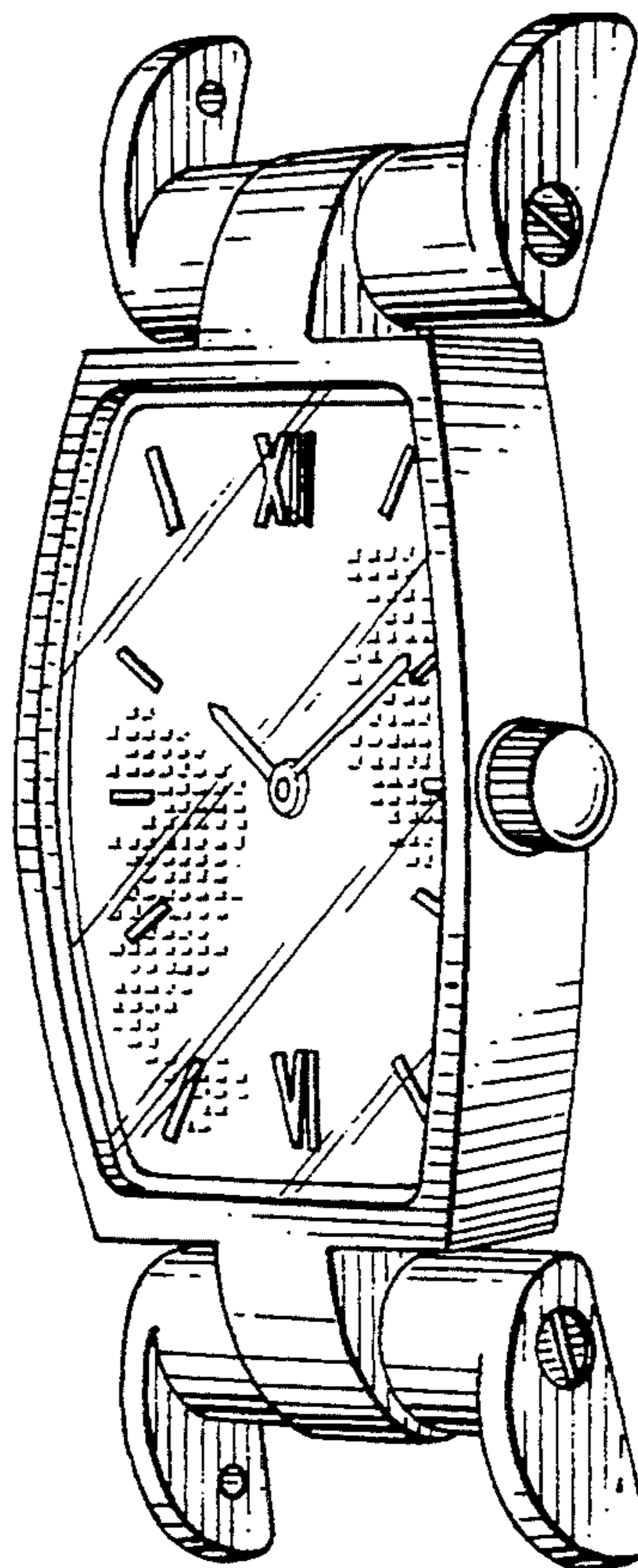


FIG. 1

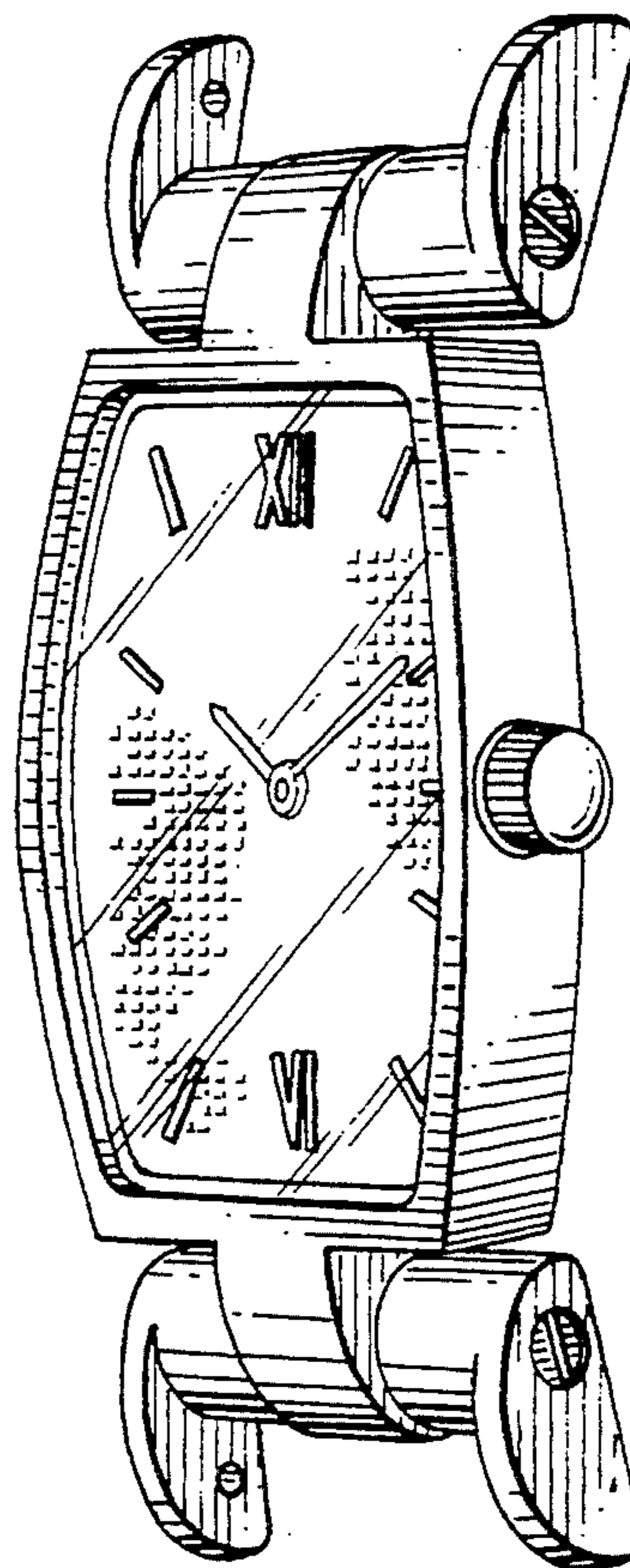


FIG. 2

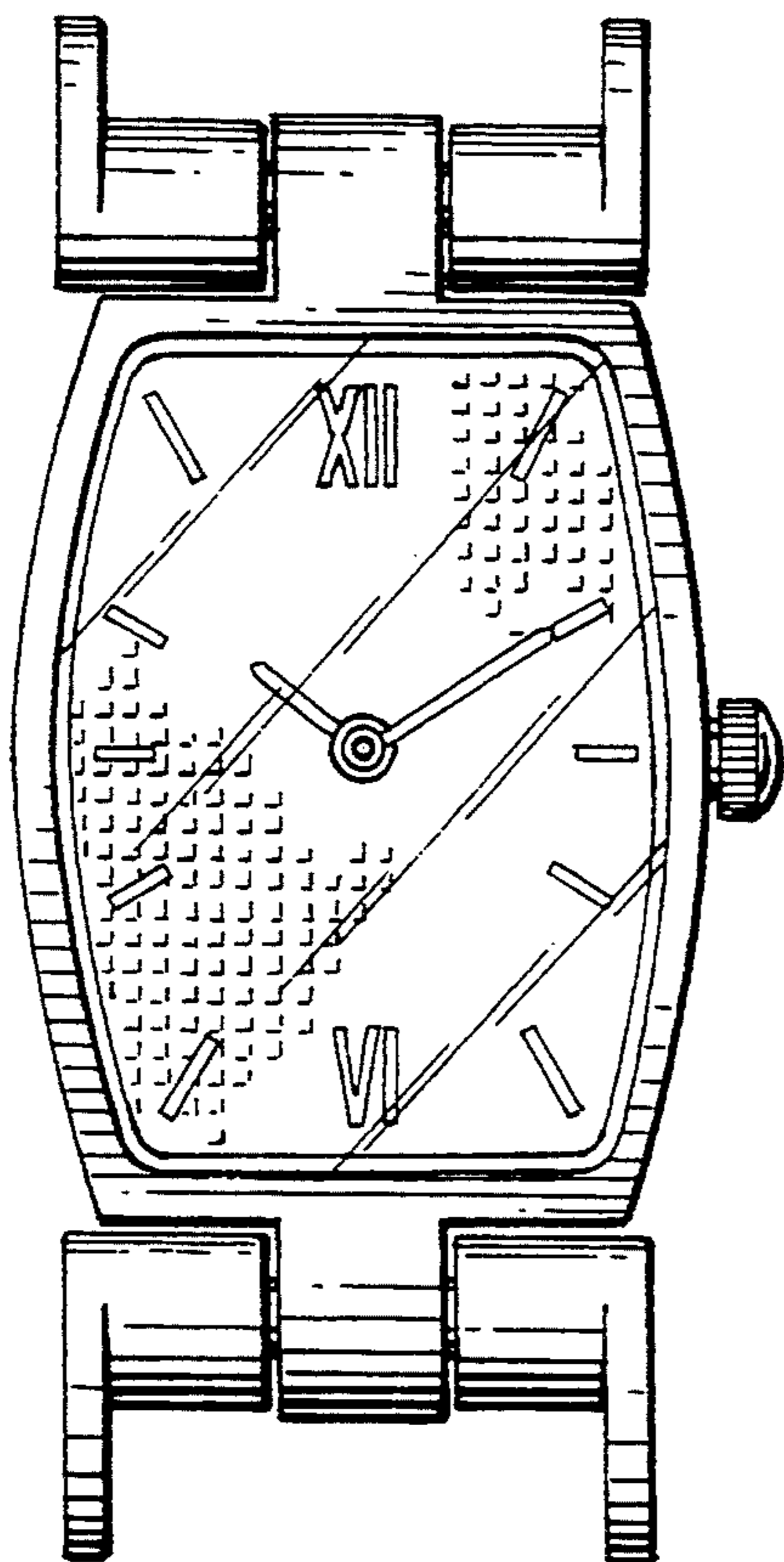


FIG. 3

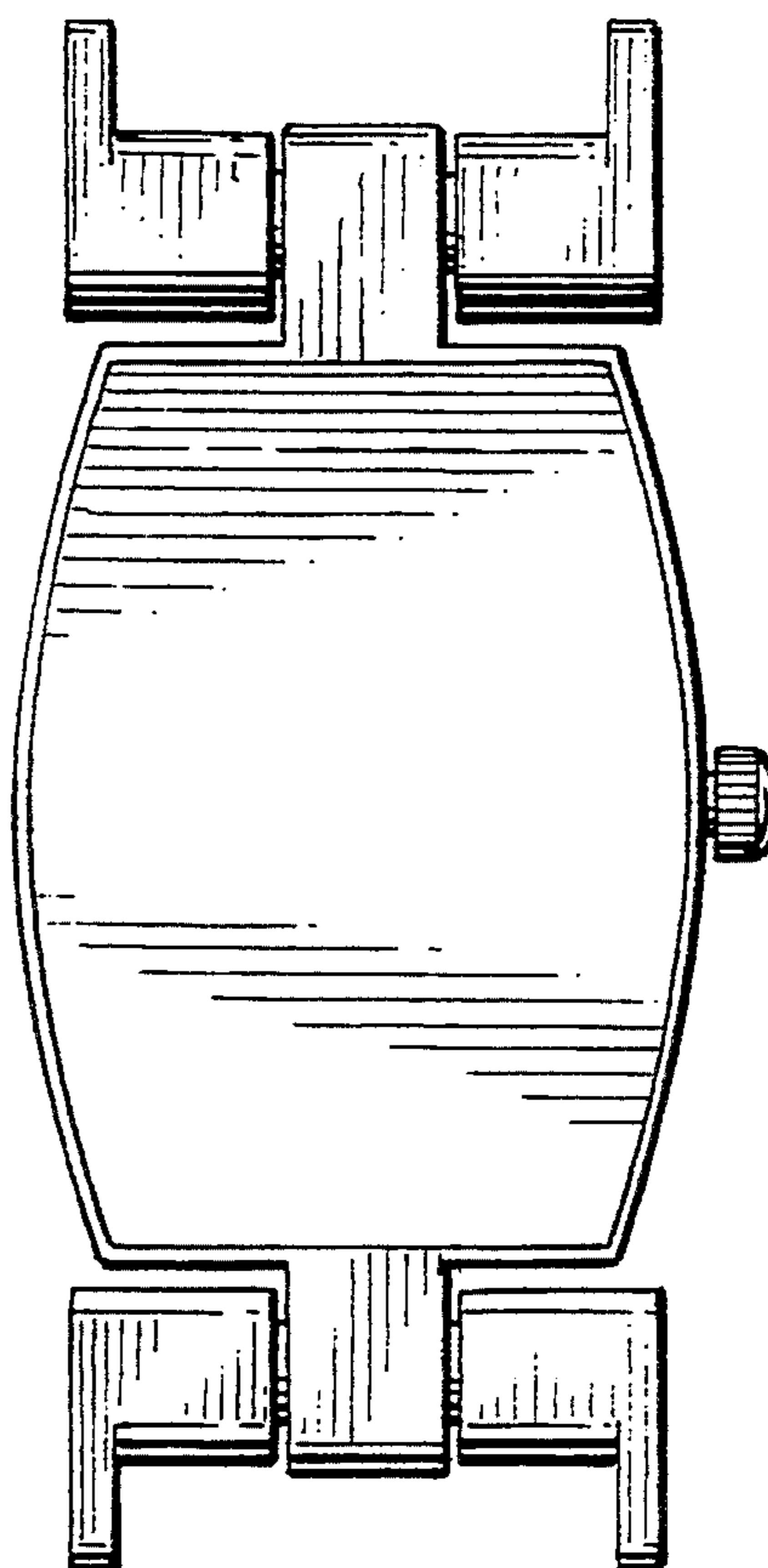


FIG. 4

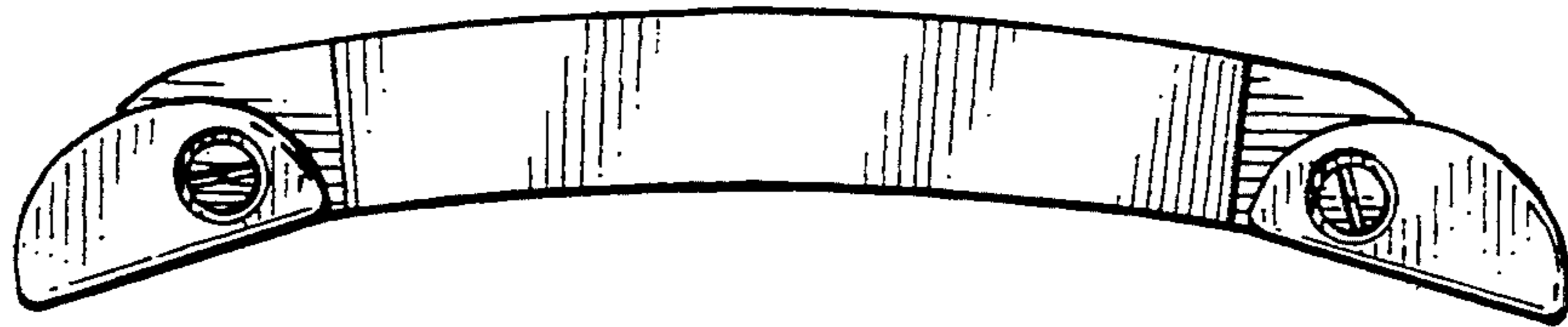


FIG. 5




FIG. 6




FIG. 7

