



US00D361936S

# United States Patent [19]

[11] Patent Number: **Des. 361,936**

Bankier

[45] Date of Patent: **\*\* Sep. 5, 1995**

[54] BANANA BUNCH WASHING TRAY

3,372,812 3/1968 Parcels ..... D9/425

[75] Inventor: **Jack D. Bankier**, Northbrook, Ill.

### OTHER PUBLICATIONS

[73] Assignee: **Bankier Companies, Inc.**, Niles, Ill.

Brochure of Gregstrom depicting Type I Standard Tray, Type II Labeling Tray, Type III Improved Labeling Tray.

[\*\*] Term: **14 Years**

*Primary Examiner*—Alan P. Douglas

[21] Appl. No.: **19,687**

*Assistant Examiner*—R. Spear

[22] Filed: **Mar. 9, 1994**

*Attorney, Agent, or Firm*—Hill, Steadman & Simpson

[52] U.S. Cl. .... **D9/456**

### [57] CLAIM

[58] Field of Search ..... D9/424.5, 432-435,  
D9/456, 499; D3/313; 211/14; 217/26.5;  
229/23 A, 120.02, 120.12, 915; D7/357

The ornamental design for a banana bunch washing tray, as shown and described.

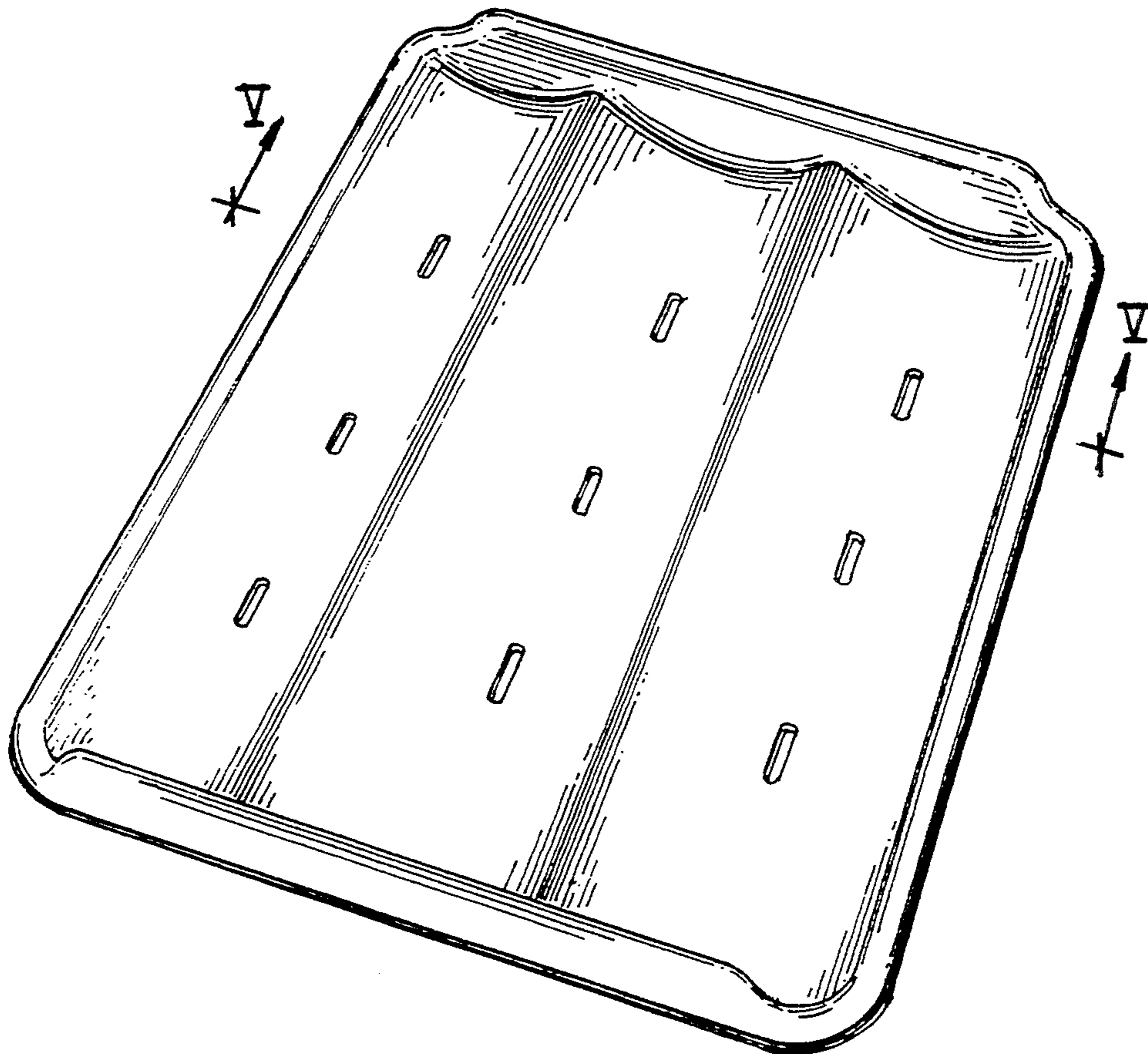
### [56] References Cited

### DESCRIPTION

#### U.S. PATENT DOCUMENTS

D. 160,737	10/1950	Randall	.....	D9/456
D. 185,463	6/1959	Reifers	.....	D9/456
D. 194,375	1/1963	Malmgren, Jr.	.....	D9/456
D. 197,443	2/1964	Chadbourne	.....	D9/456
D. 203,951	3/1966	Vigue	.....	D9/425
D. 212,411	10/1968	Schelmetic	.....	D9/456
D. 215,823	11/1969	Bridgford	.....	D7/357
D. 242,660	12/1976	Astle	.....	D9/424
D. 251,396	3/1979	Hutchinson	.....	D9/424
D. 259,010	4/1981	Klatt	.....	D9/456
D. 274,441	6/1984	Stevenson	.....	D9/424
D. 293,193	12/1987	Vandevoort	.....	D7/357
D. 318,805	8/1991	Imeson	.....	D9/434
828,151	8/1906	Upjohn	.....	D9/432

FIG. 1 is an elevated perspective view of the banana bunch washing tray of this invention;  
 FIG. 2 is a side elevational view of the tray of FIG. 1 from the left side of FIG. 1. The opposite side view is identical;  
 FIG. 3 is an end elevational view of the tray of FIG. 1 taken from the right end of the FIG. 1. The opposite end view is identical;  
 FIG. 4 is a bottom plan view of the tray of FIG. 1;  
 FIG. 5 is a cross sectional view of the banana bunch washing tray of FIG. 1 taken along the lines V—V of FIG. 1; and,  
 FIG. 6 is an enlarged fragmentary cross sectional view taken along the lines VI—VI of FIG. 5.



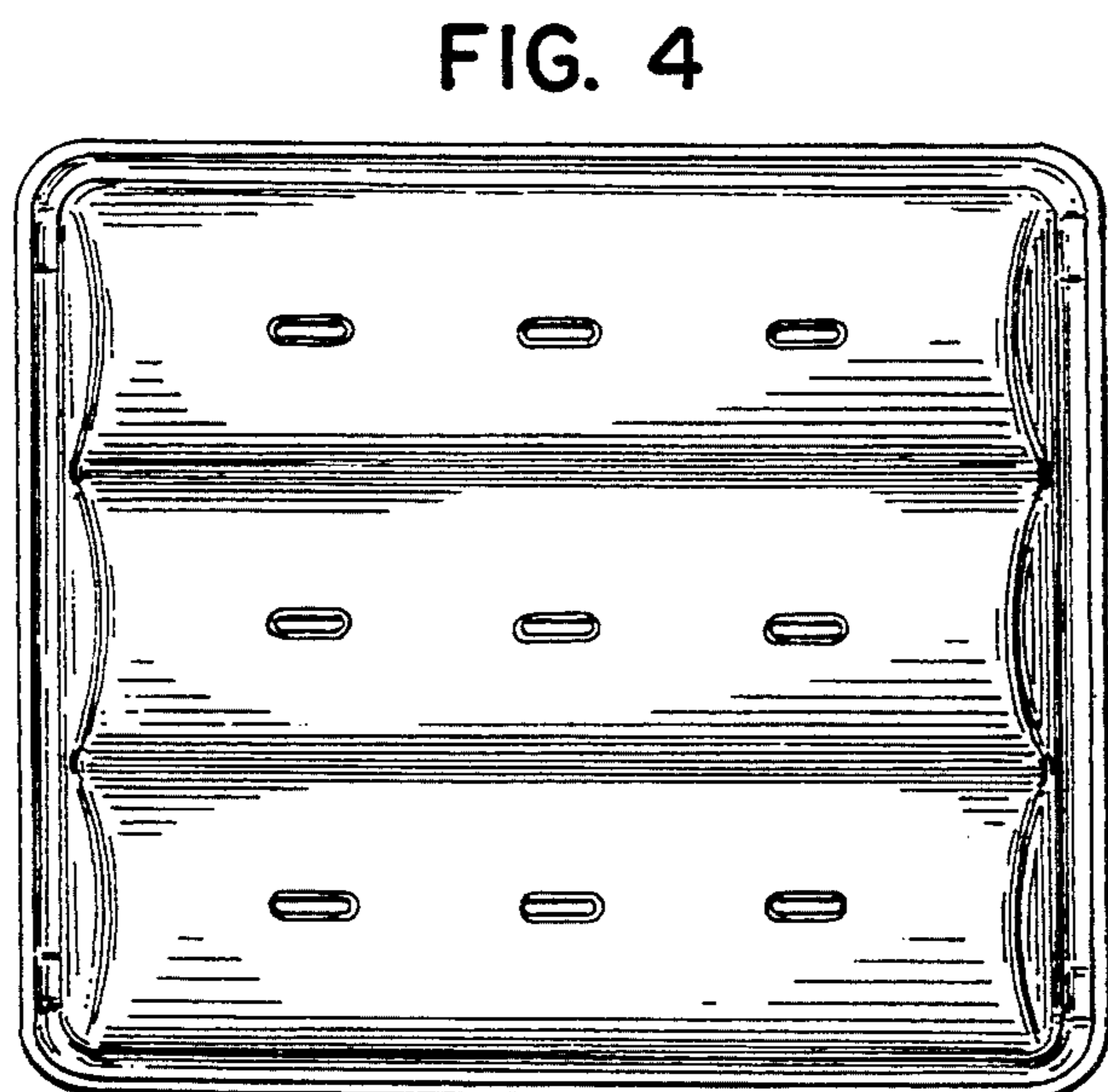

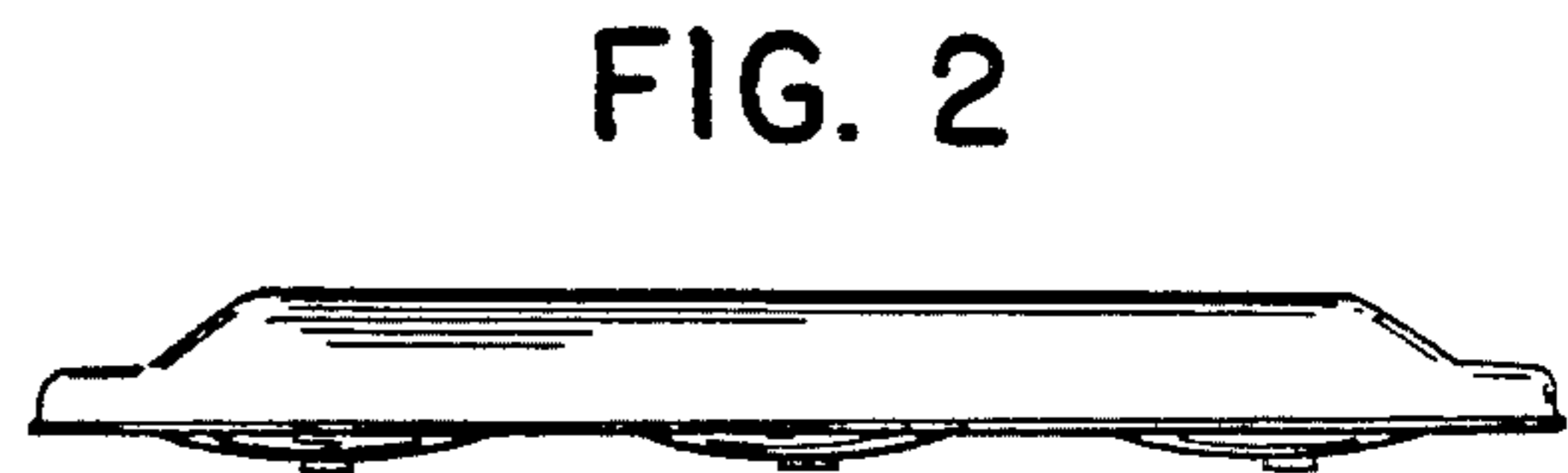
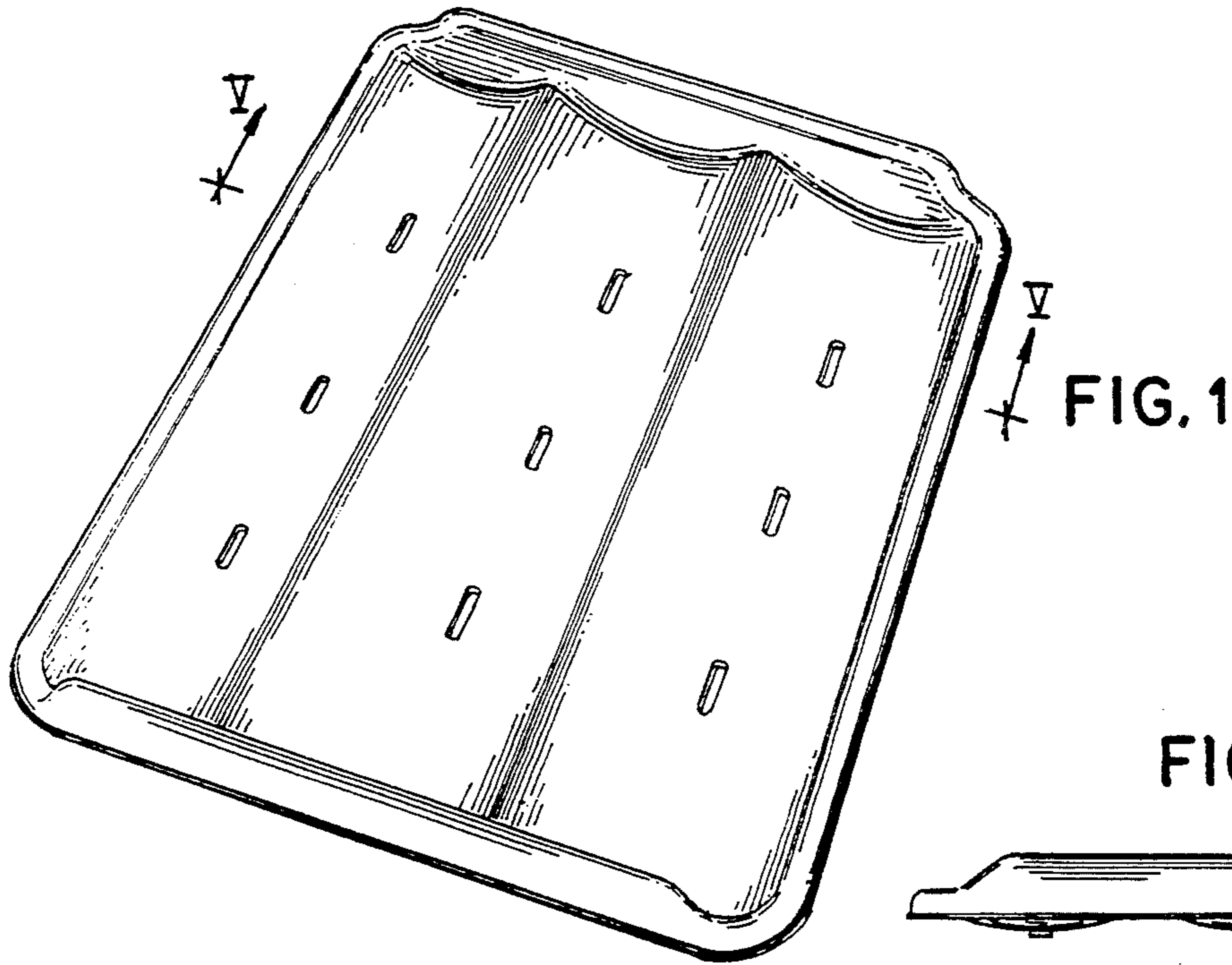


FIG. 5

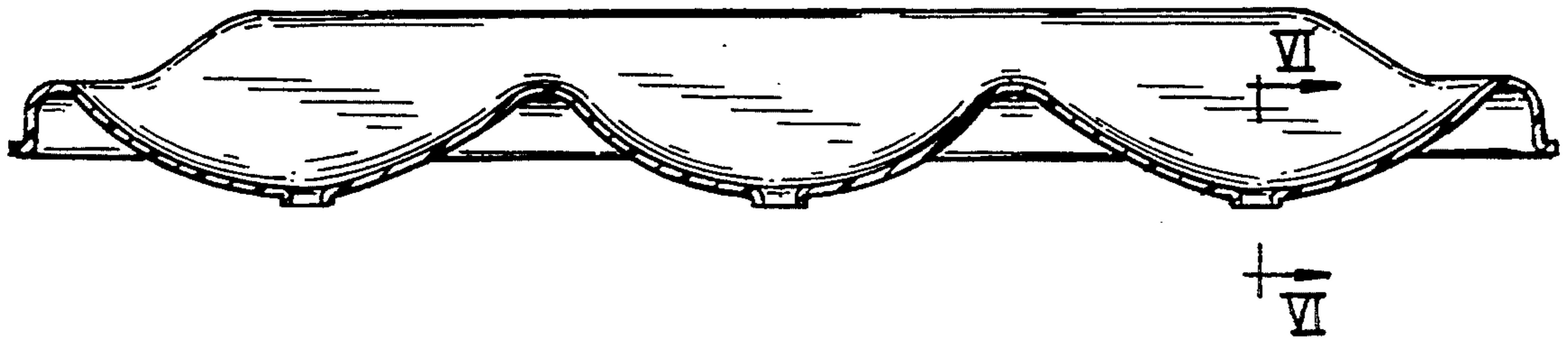


FIG. 6

