



US00D361930S

United States Patent [19]

[11] Patent Number: **Des. 361,930**

Fillipp et al.

[45] Date of Patent: **** Sep. 5, 1995**

[54] **STOCKING HOOK**

[75] Inventors: **Stephen L. Fillipp; Peter A. Brown,**
both of Lubbock, Tex.

[73] Assignee: **Gary Products Group, Inc.,** Lubbock,
Tex.

[**] Term: **14 Years**

[21] Appl. No.: **28,097**

[22] Filed: **Sep. 7, 1994**

[52] U.S. Cl. **D8/367; D8/373**

[58] Field of Search **D8/373, 367; D6/323,**
D6/411; 248/301, 304, 215, 339, 227, 314;
211/87

D. 307,539	5/1990	Goodman et al.	D8/367
D. 317,115	5/1991	Gary	D8/373
D. 321,314	11/1991	Gary	D8/373
2,049,716	8/1936	Owen	248/304
2,695,152	11/1954	Parulski	248/314
2,810,483	10/1957	Kalhorn	211/50
3,319,917	5/1967	Bilodeau	248/221.2

Primary Examiner—A. Hugo Word
Assistant Examiner—Holly H. Baynham
Attorney, Agent, or Firm—Ross, Clapp, Korn &
Montgomery

[57] **CLAIM**

The ornamental design for stocking hook, as shown and described.

DESCRIPTION

FIG. 1 is a top plan view of the stocking hook showing our new design;

FIG. 2 is a left side view thereof;

FIG. 3 is a front elevational view thereof;

FIG. 4 is a right side view thereof;

FIG. 5 is a bottom plan view thereof; and,

FIG. 6 is a rear elevational view thereof.

[56] **References Cited**

U.S. PATENT DOCUMENTS

D. 241,206	8/1976	Halsted et al.	D8/367	X
D. 247,216	2/1978	Mathews	D8/373	X
D. 266,124	9/1982	Stankewich	D8/367	
D. 287,816	1/1987	Chasen	D8/367	
D. 289,139	4/1987	Chasen	D8/367	

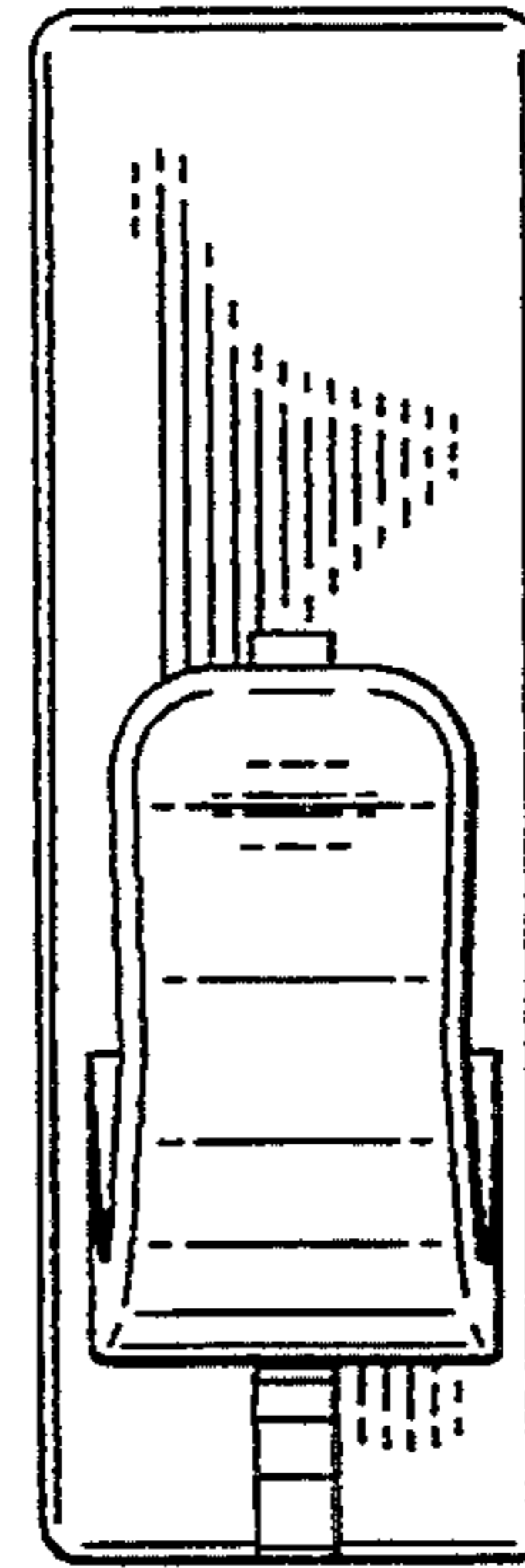
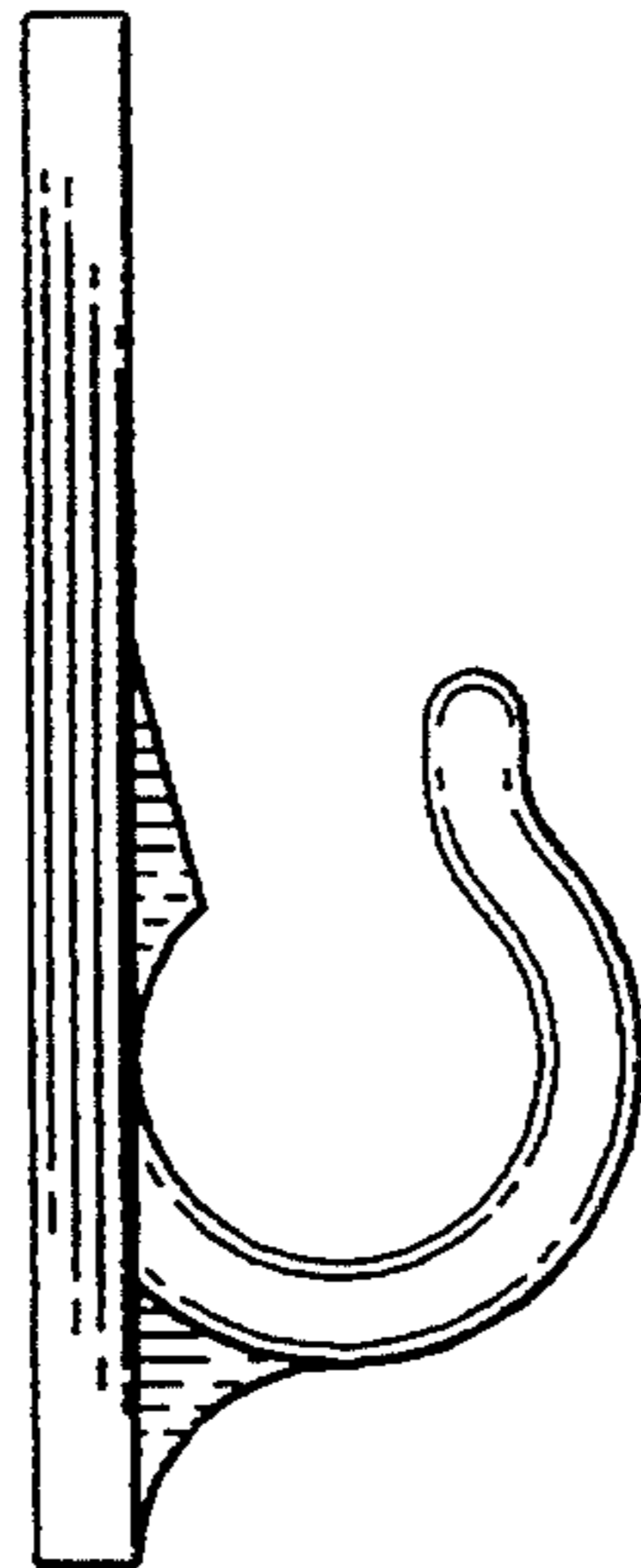


FIG. 1




FIG. 2

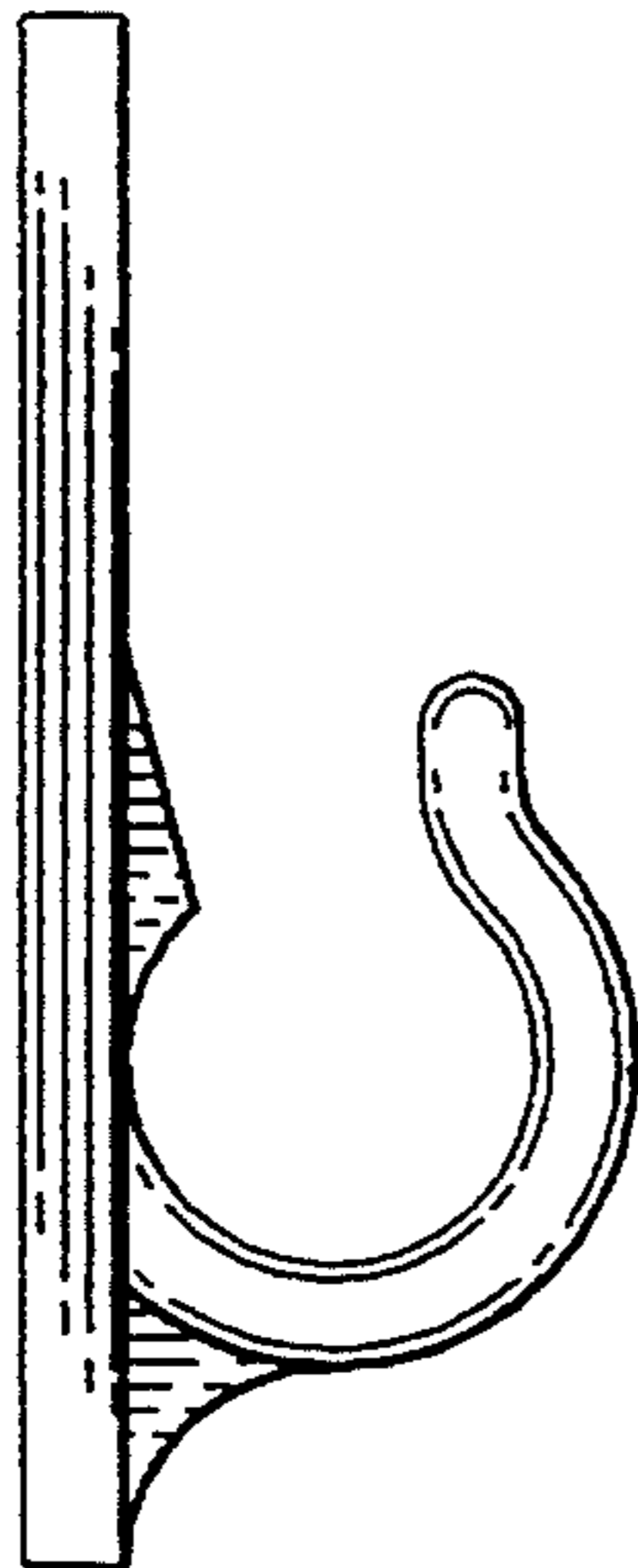


FIG. 3

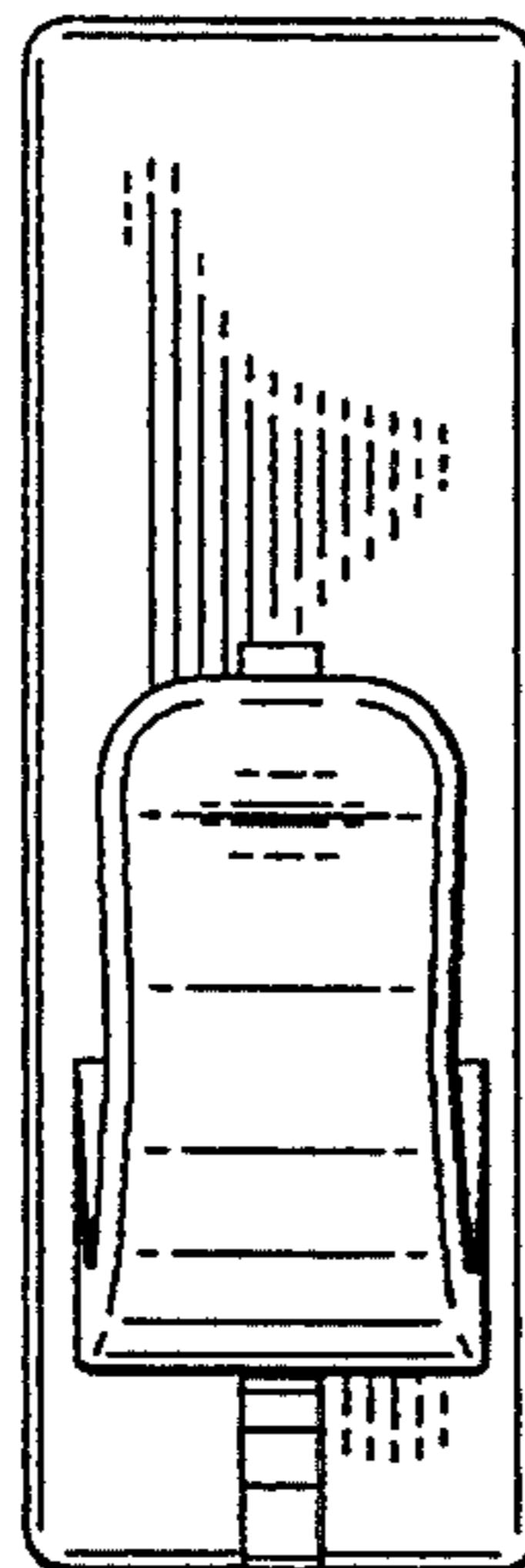


FIG. 4

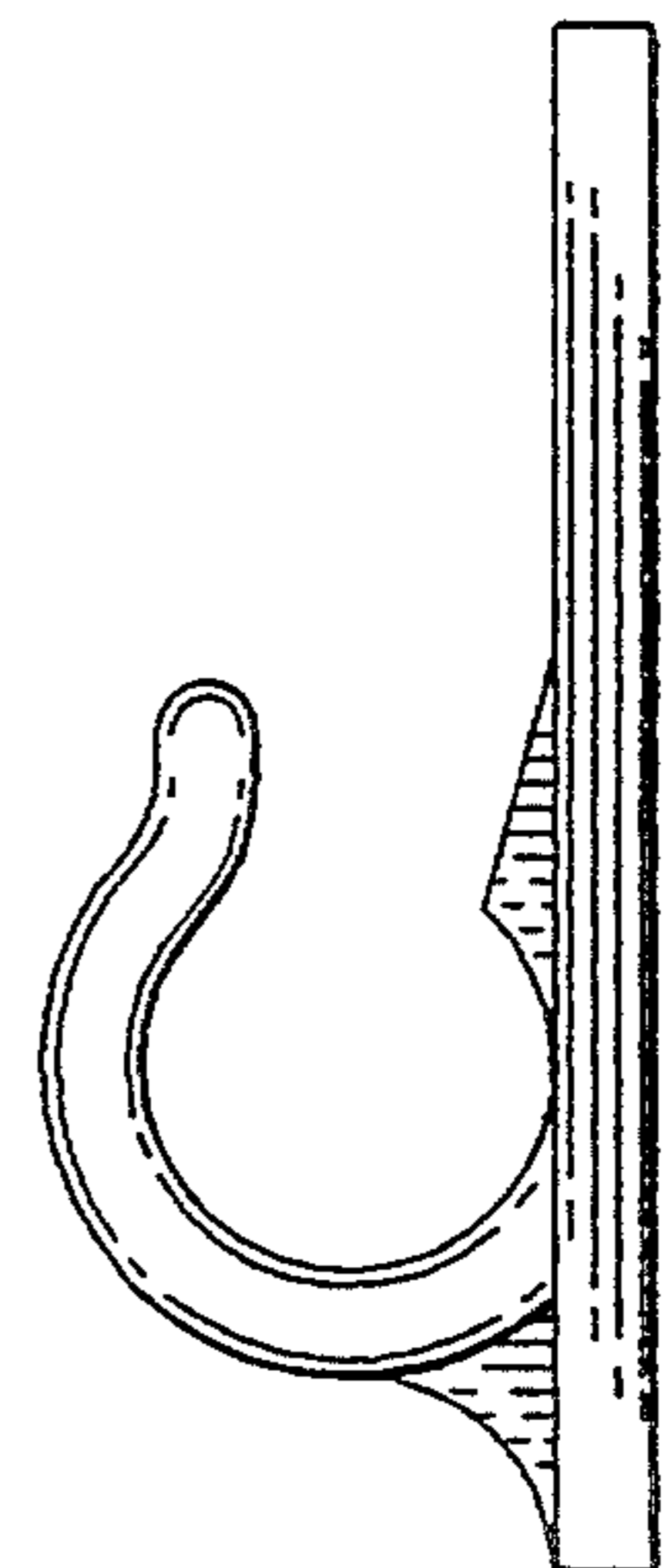


FIG. 5




FIG. 6

