



US00D361922S

United States Patent [19]

[11] Patent Number: **Des. 361,922**

Van Dyk

[45] Date of Patent: **** Sep. 5, 1995**

[54] **DRINKING BOTTLE**

[75] Inventor: **Thomas Van Dyk**, Prospect Park, N.J.

[73] Assignee: **Goody Products, Inc.**, Kearny, N.J.

[**] Term: **14 Years**

[21] Appl. No.: **26,799**

[22] Filed: **Aug. 5, 1994**

[52] U.S. Cl. **D7/510; D7/511; D9/502; D9/503; D9/446**

[58] Field of Search **D7/507, 509, 510, 511, D7/514, 515, 523, 529, 532, 533, 534; D9/503, 539, 446, 538, 500, 502; D12/411; 220/739, 717, 718, 719, 715; D24/197**

[56] **References Cited**

U.S. PATENT DOCUMENTS

16,944	3/1957	Wilson et al. .	
D. 105,138	6/1937	Reilly .	
D. 272,139	1/1984	Boughton	D7/510
D. 305,612	1/1990	Haworth .	
D. 309,357	7/1990	Rosen .	
D. 313,075	12/1990	Mariol	D9/538 X
D. 315,409	3/1991	Baarber	D24/197
D. 334,342	3/1973	Thompson	D9/502
D. 339,068	9/1993	Bell et al.	D9/446 X
D. 339,503	9/1993	Callaway	D7/511 X

D. 350,672	9/1994	Egger et al.	D7/510
D. 356,231	3/1995	Peyton, Jr.	D7/511 X
1,045,055	11/1912	Mittinger, Jr. .	
4,883,205	11/1989	Saelens et al.	220/739 X

OTHER PUBLICATIONS

Bike Bottle in *Bicycling* Dec. 1985, p. 10.

Primary Examiner—Alan P. Douglas

Assistant Examiner—M. N. Pandozzi

Attorney, Agent, or Firm—Foley & Lardner

[57] **CLAIM**

The ornamental design for a drinking bottle, as shown and described.

DESCRIPTION

FIG. 1 is a top perspective view of a drinking bottle showing my new design;

FIG. 2 is a top plan view thereof;

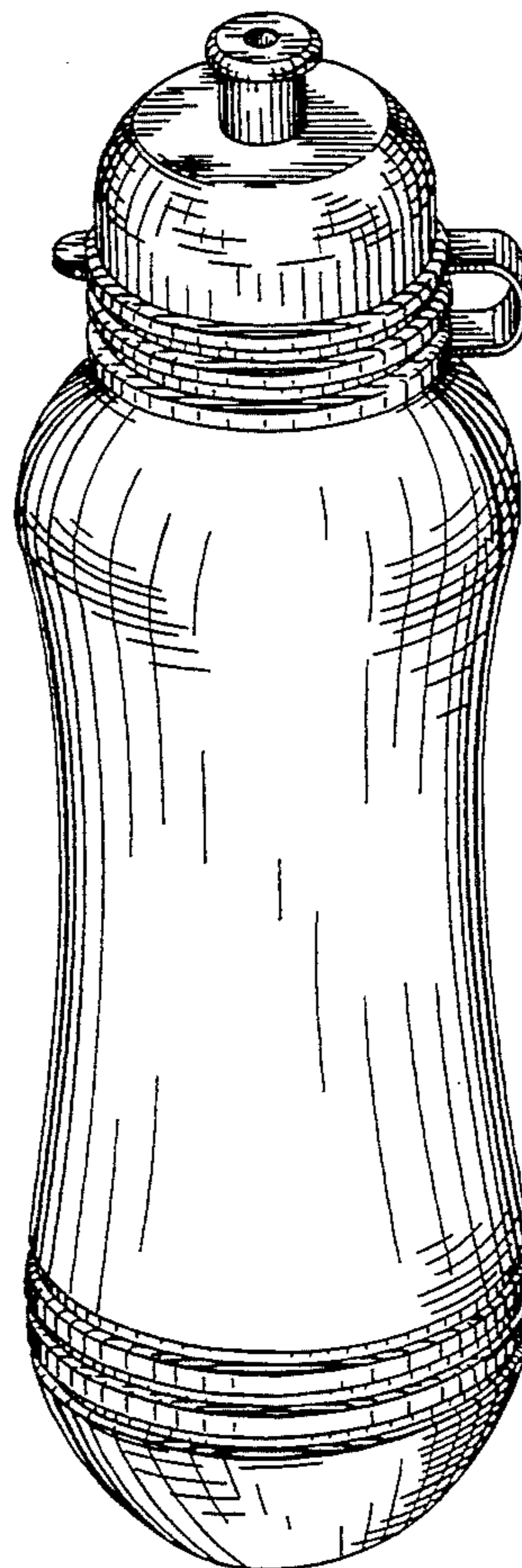
FIG. 3 is a bottom plan view thereof;

FIG. 4 is a left side elevational view thereof;

FIG. 5 is a front side elevational view thereof; the back side view being a mirror image of the front side view shown;

FIG. 6 is a right side elevational view thereof; and,

FIG. 7 is a back side elevational view wherein the filling cap of the drinking bottle has been removed for illustrative purposes.



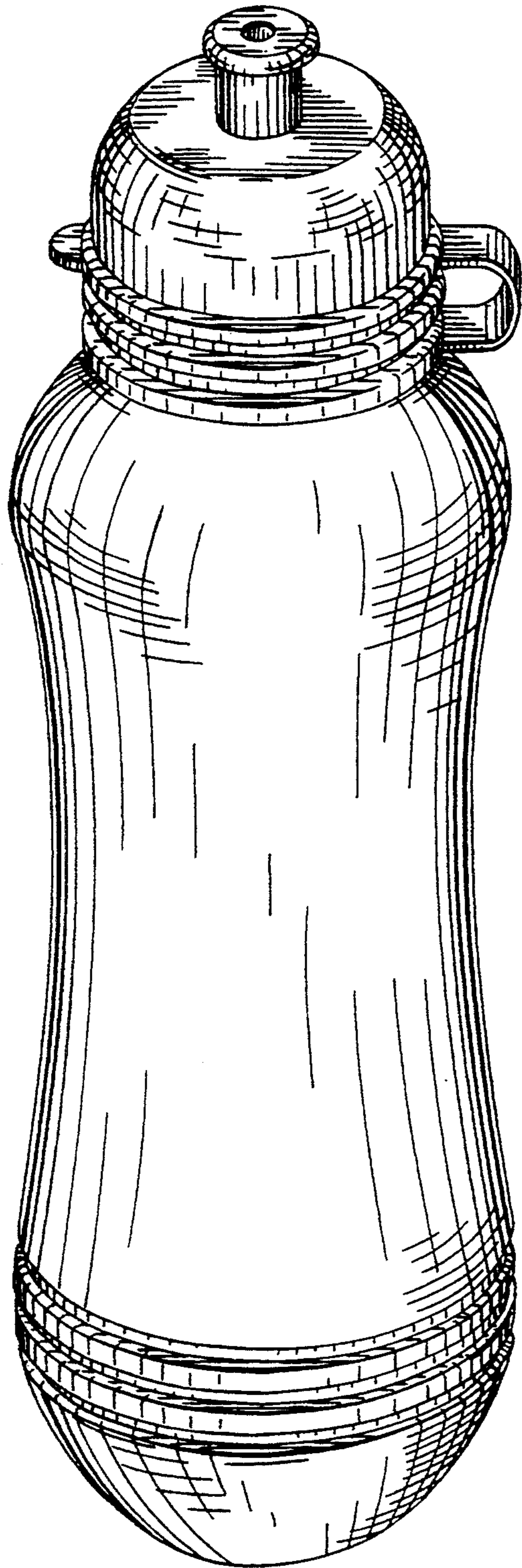


FIG. 1

FIG. 2

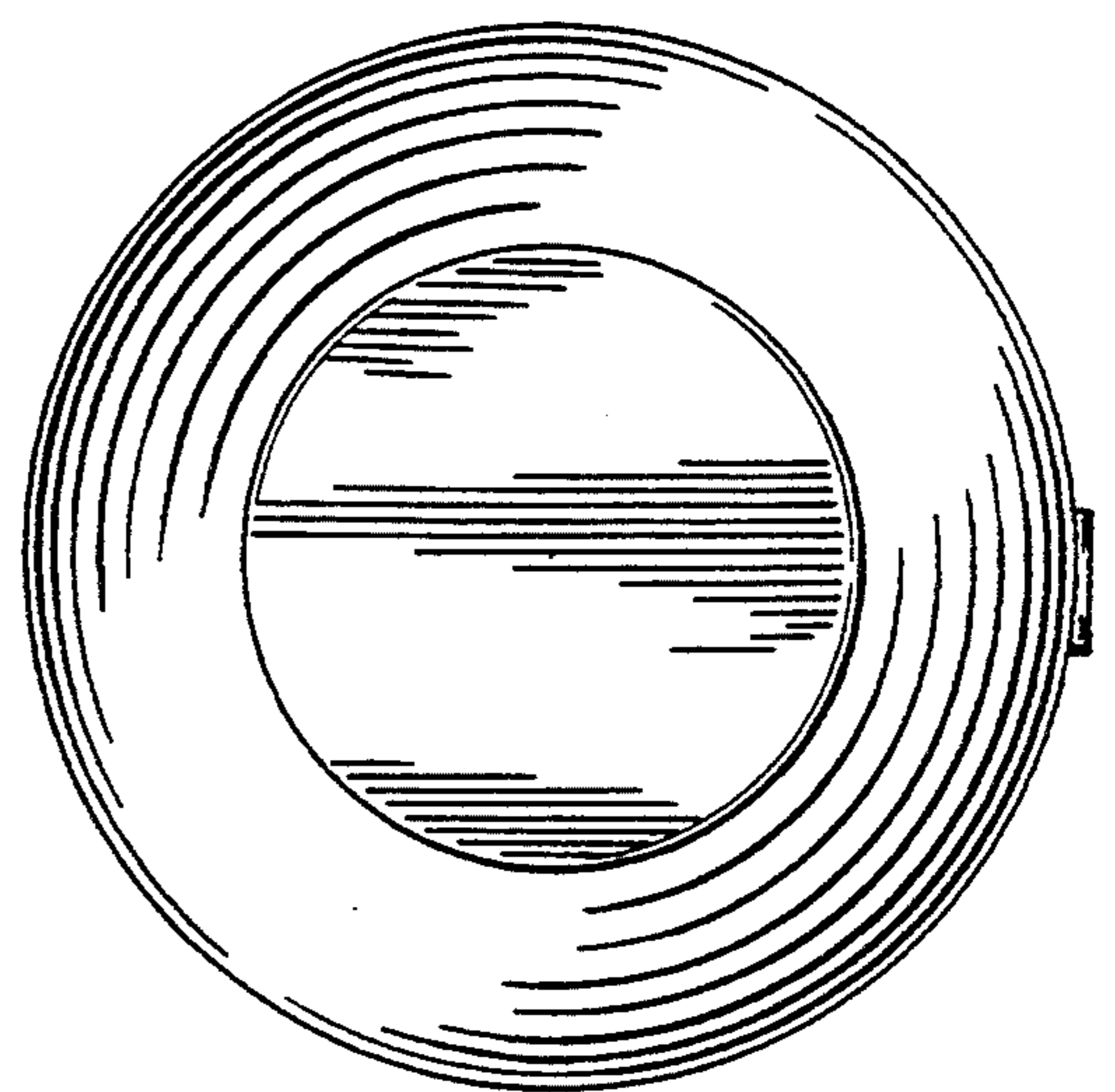



FIG. 3

FIG. 5

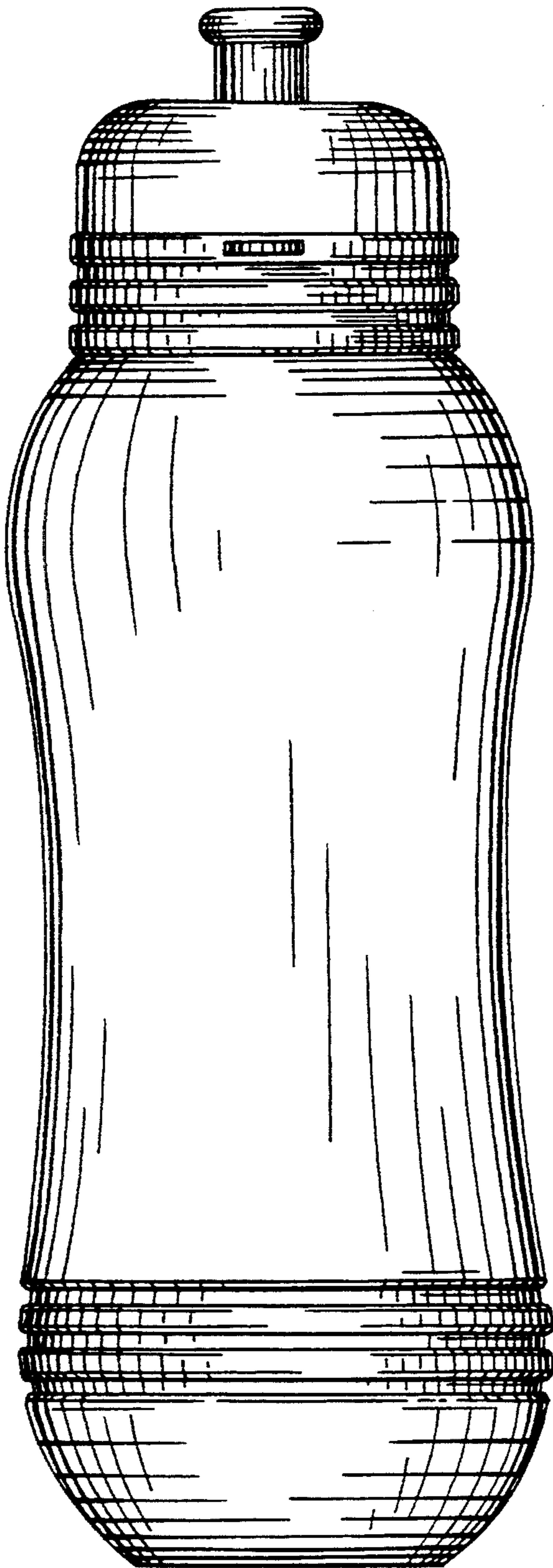
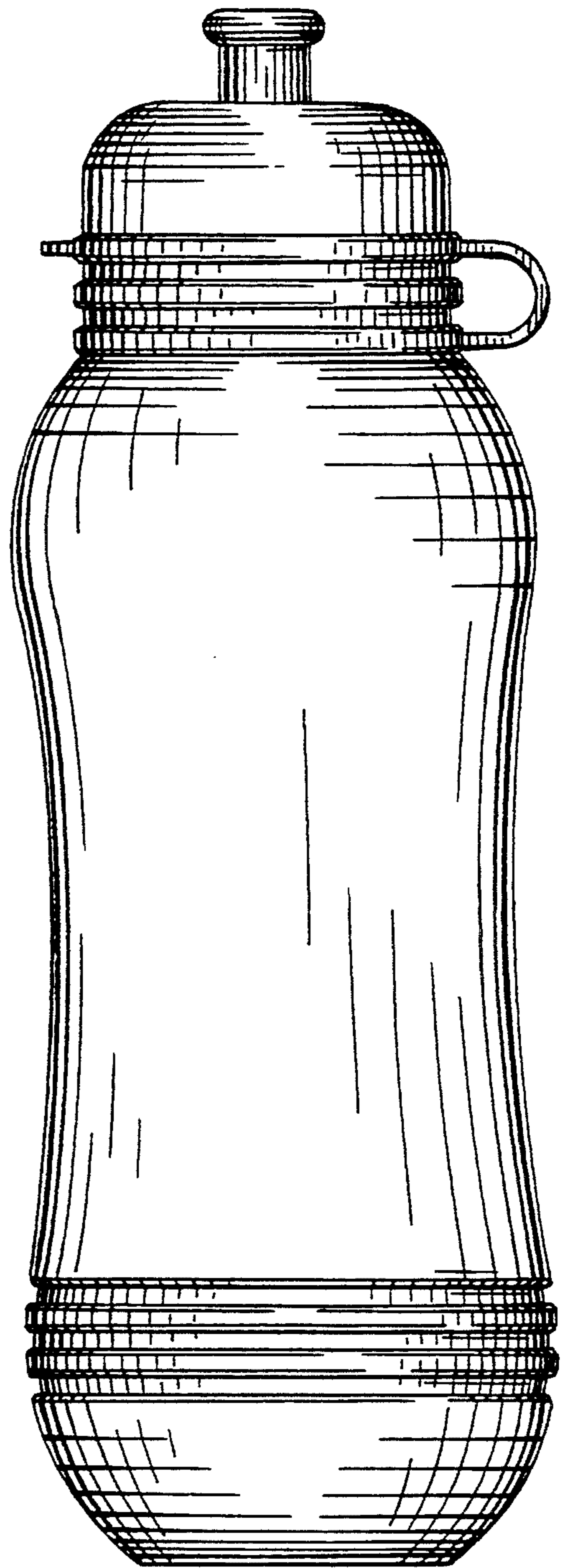


FIG. 4



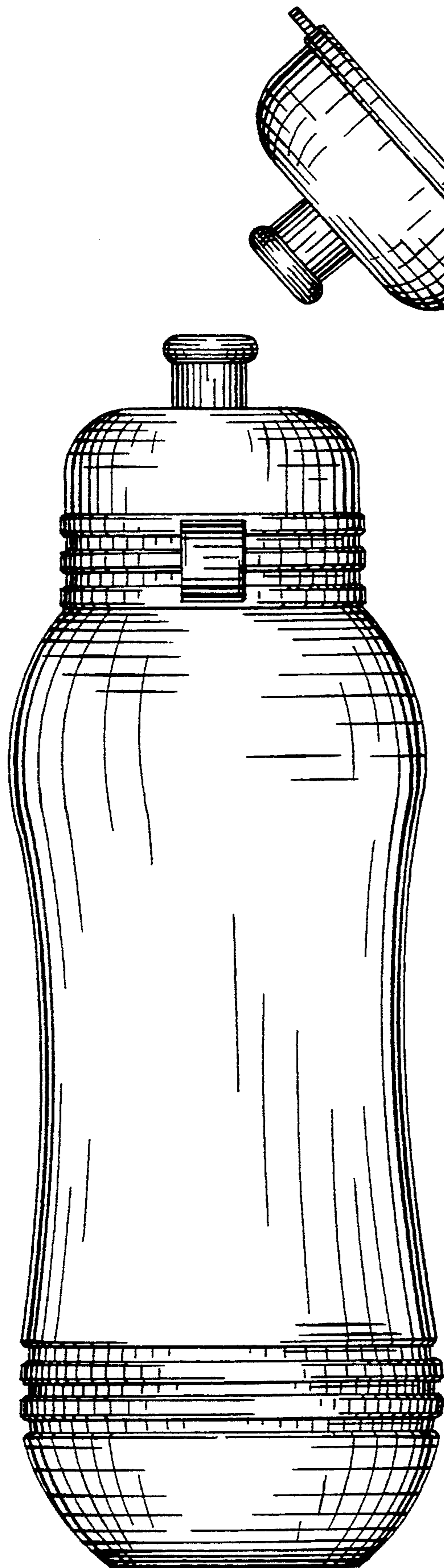


FIG. 6



FIG. 7