



US00D361910S

United States Patent [19]

[11] Patent Number: **Des. 361,910**

Maple et al.

[45] Date of Patent: **** Sep. 5, 1995**

[54] TOOL CHEST

- [75] Inventors: **Wade A. F. Maple**, Sherrills Ford, N.C.; **Douglas F. Wolff**, Marshall, Mich.
- [73] Assignee: **Rubbermaid Incorporated**, Wooster, Ohio
- [**] Term: **14 Years**
- [21] Appl. No.: **6,906**
- [22] Filed: **Apr. 8, 1993**
- [52] U.S. Cl. **D6/445; D34/19**
- [58] Field of Search **D6/432-448; D34/19, 20, 21, 22, 24, 25; 280/79.11, 79.2, 79.3; 312/250, 257, 283, 319, 333, 902; D3/201, 273, 282, 283, 297, 302, 304, 307, 310, 313, 905**

[56] References Cited

U.S. PATENT DOCUMENTS

D. 103,912	3/1937	Mandl	D6/448 X
D. 205,523	8/1966	Doman	D34/19
D. 218,080	7/1970	Sierzega	D3/297
D. 219,913	2/1971	Malm et al.	D34/19
D. 232,166	7/1974	Salsgiver	D6/445 X
D. 257,965	1/1981	Bacskay	D34/19
D. 275,044	8/1984	Hampshire et al.	D34/21
D. 325,800	4/1992	Kelley	D34/19
D. 328,824	8/1992	Bellini et al.	D6/445
D. 341,253	11/1993	Ballman et al.	D3/297
3,393,951	7/1968	Sulentic	312/283
3,489,479	1/1970	Sulentic	312/319
4,681,381	7/1987	Sevey	312/333

OTHER PUBLICATIONS

Catalog Page, Cabinets; InterMetro Industries Corporation, Wilkes-Barre, Pa. 18705.
 Catalog Page, Work Station; The Remline Company, Highway 47 at Cannonball Trail, Yorkville, Ill. 60560.
 It is believed that the product depicted herein has been

on sale for more than one (1) year prior to the application date of this instant application.
 P. 6, Chest; Sears, Roebuck & Company, Chicago Ill. 60684.
 Catalog Page, Chest; Waterloo Industries, Inc., P.O. Box 2095, Waterloo, Iowa 50704.
 Catalog Page, Cabinets, Waterloo Industries, Inc., P.O. Box 2095, Waterloo, Iowa 50704.
 Catalog Page, Cabinets, Waterloo Industries, Inc., P.O. Box 2095, Waterloo, Iowa 50704.
 Pp. 3,4,5,6,9,12,13,14,15,16,22, Cabinets; Waterloo Industries, Inc., P.O. Box 2095, Waterloo, Iowa 50704.
 Pp. 5,7,8,9,10,11,13,20,21, Cabinets; Waterloo Industries, Inc., P.O. Box 2095, Waterloo, Iowa 50704.


Primary Examiner—Carmen H. Vales-Lado
Attorney, Agent, or Firm—Richard B. O'Planick; Lisa B. Riedesel

[57] CLAIM

The ornamental design for a tool chest, as shown and described.

DESCRIPTION

FIG. 1 is a top right front perspective view of a tool chest showing our new design, the broken lines are for illustrative purposes only and form no part of the claimed design;
 FIG. 2 is a front elevational view thereof;
 FIG. 3 is a left side elevational view thereof;
 FIG. 4 is a right side elevational view thereof;
 FIG. 5 is a rear elevational view thereof;
 FIG. 6 is a top plan view thereof;
 FIG. 7 is a top right front perspective view of the alternate embodiment of a tool chest showing our new design; and,
 FIG. 8 is a front elevational view of the alternate embodiment. The right side elevational, left side elevational, rear elevational and top plan views would be as expected from FIGS. 3 through 6.






FIG. 1

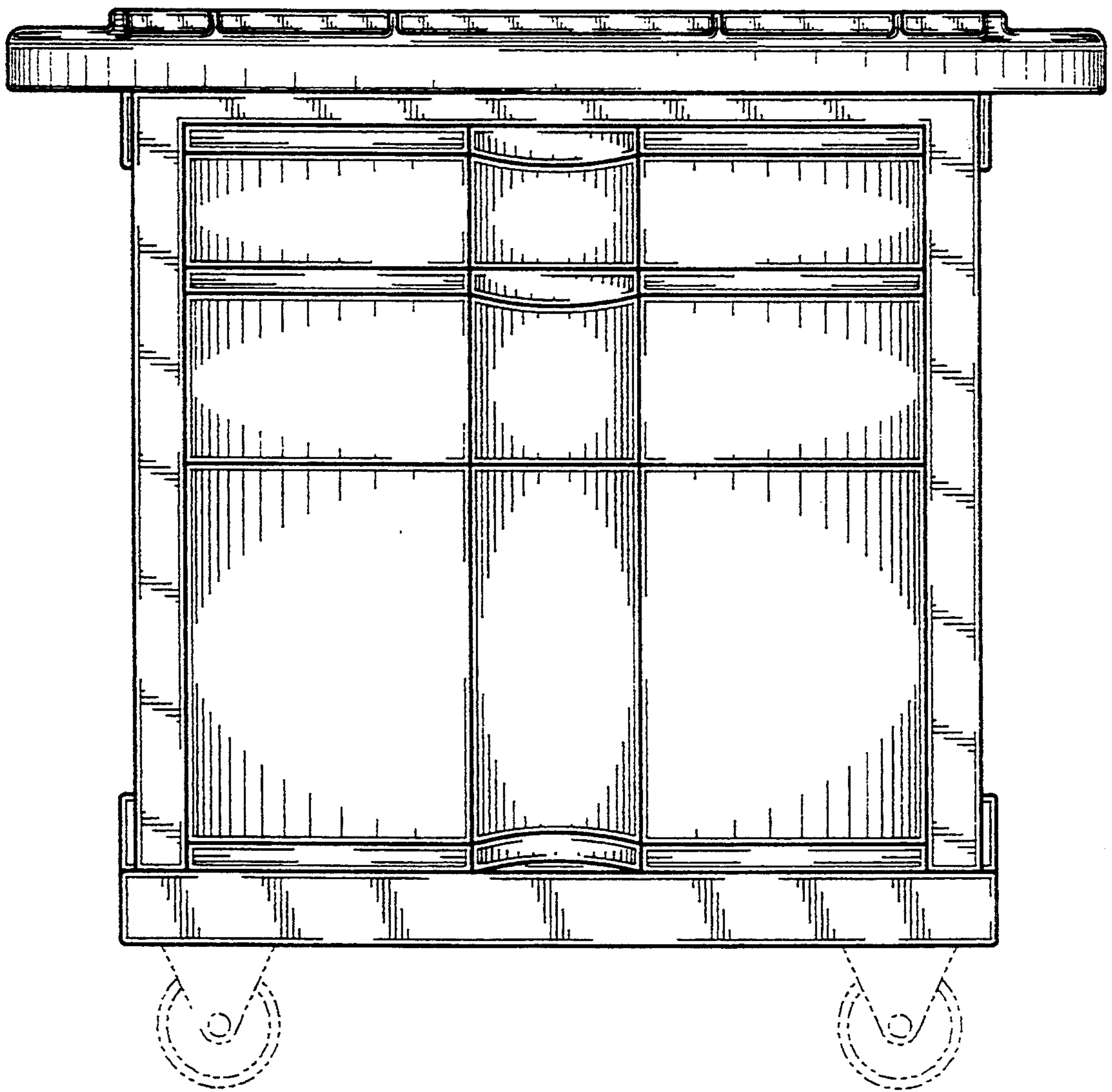


FIG. 2

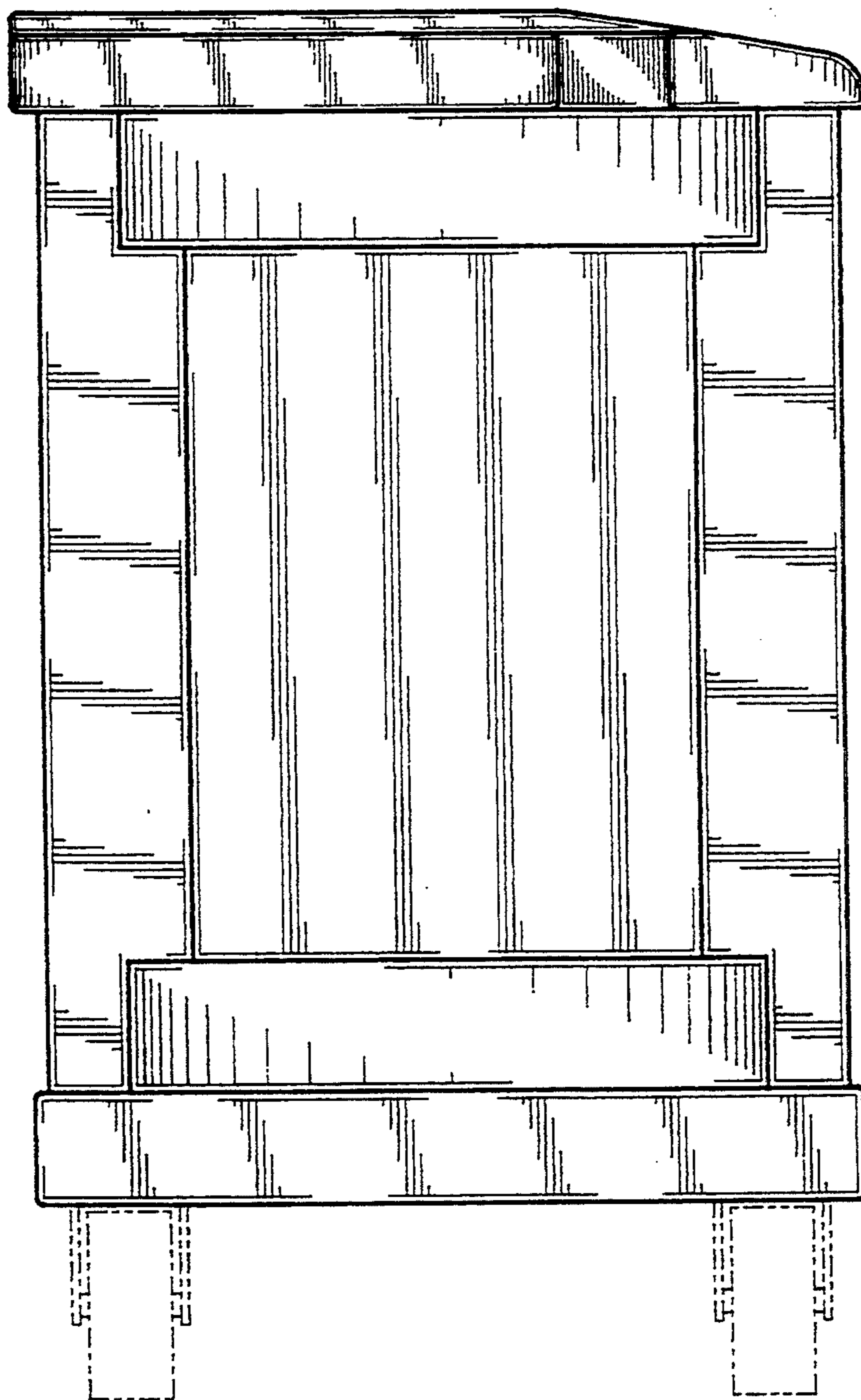


FIG. 3

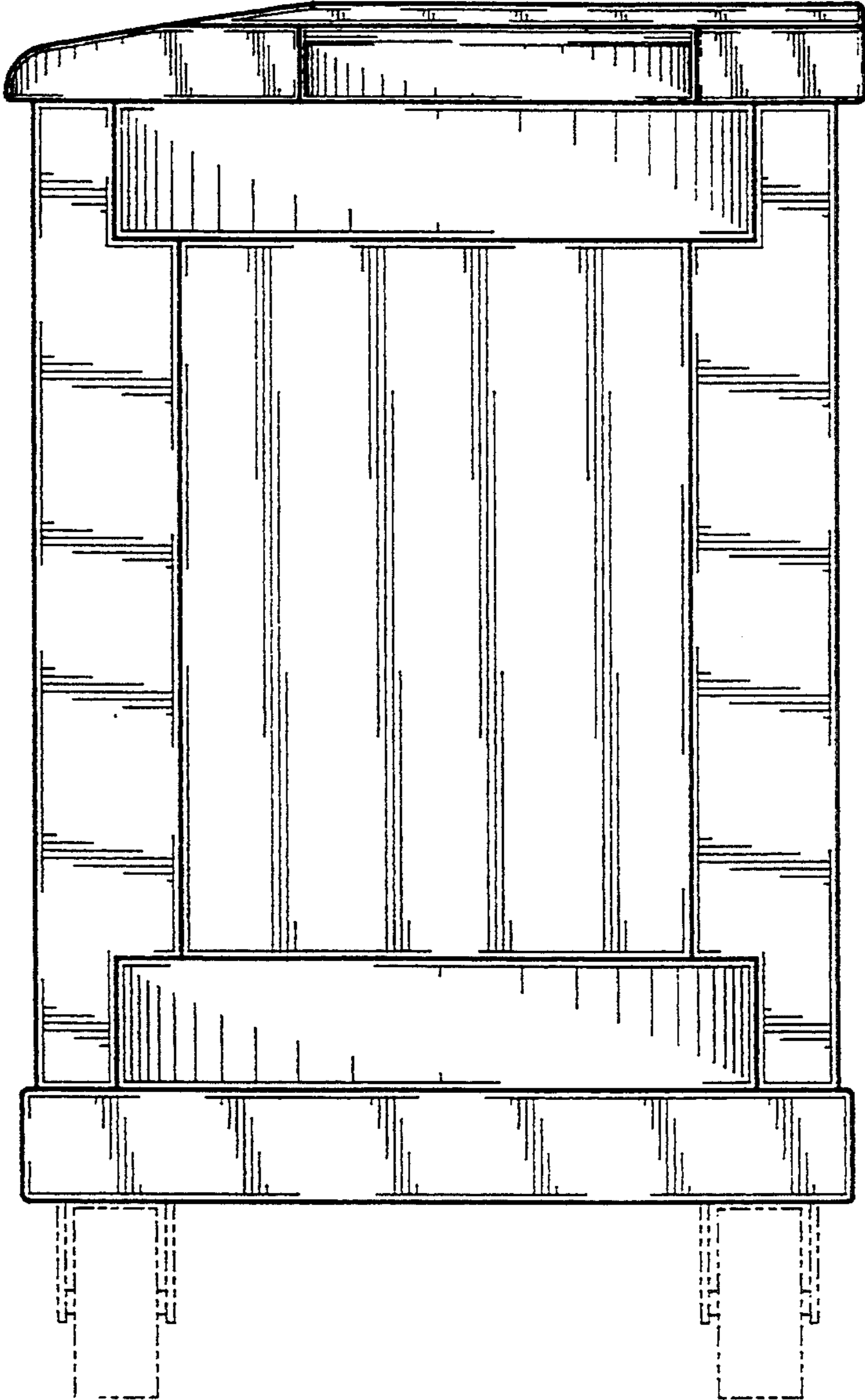


FIG. 4




FIG. 5




FIG. 6




FIG. 7

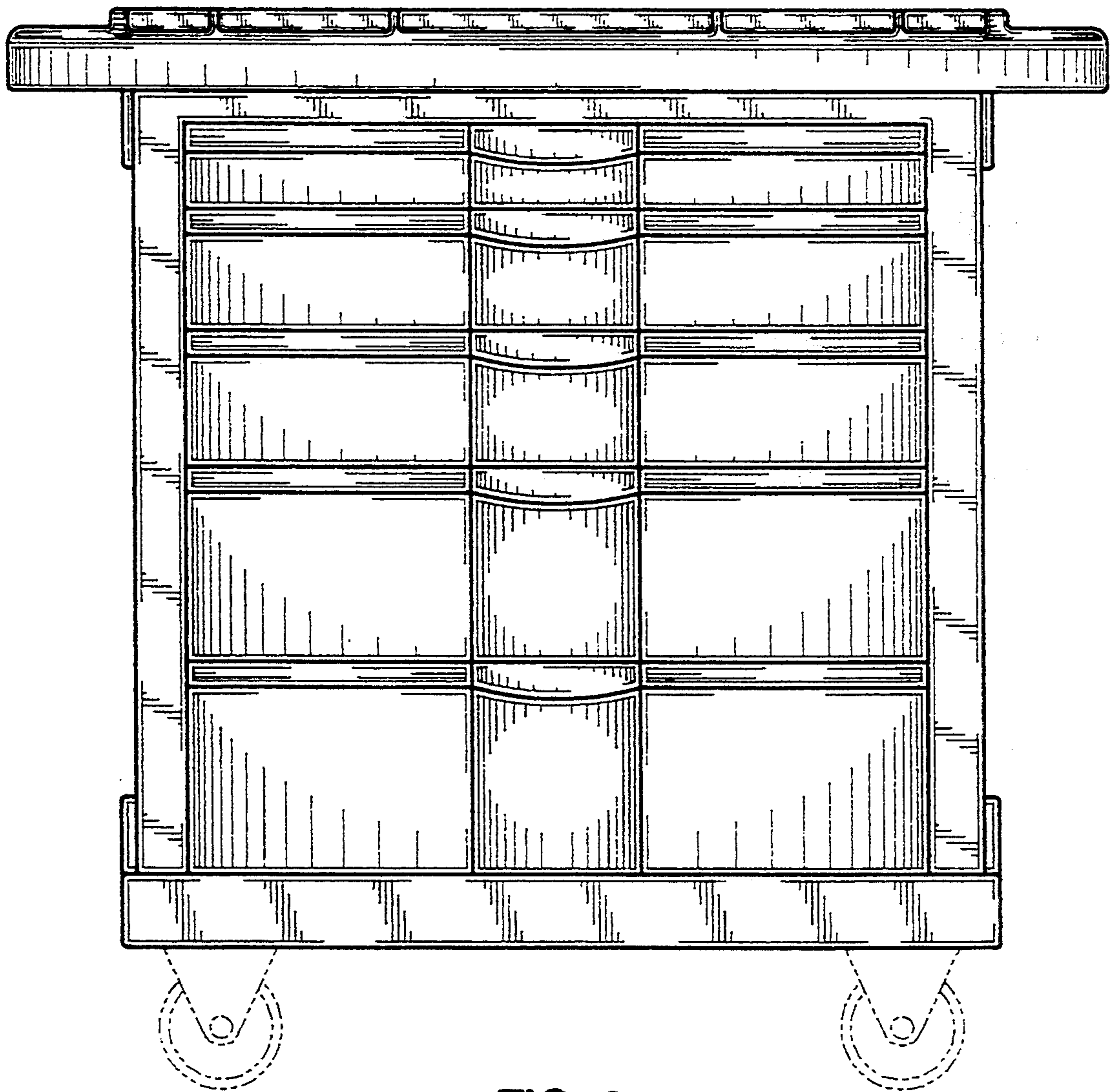


FIG. 8