



US00D361898S

United States Patent [19]
Rhein

[11] **Patent Number: Des. 361,898**

[45] **Date of Patent: ** Sep. 5, 1995**

[54] **HANGER**

[56] **References Cited**

U.S. PATENT DOCUMENTS

[76] **Inventor: Susan Rhein, HHS 307 Military Intelligence Battalion, APO, New York, N.Y. 09279**

| | | | |
|-----------|---------|-------------------|---------|
| 1,607,749 | 11/1926 | Rice | 223/88 |
| 2,025,114 | 12/1935 | Legus | 223/88 |
| 2,205,489 | 6/1940 | Nelson | 223/95 |
| 2,644,589 | 7/1953 | Levine | 211/119 |
| 2,649,208 | 8/1953 | Wilson | 211/106 |
| 3,054,538 | 9/1962 | Rubin et al. | 223/88 |
| 3,993,205 | 11/1976 | Pilchard | 211/116 |

[**] **Term: 14 Years**

Primary Examiner—B. J. Bullock

[21] **Appl. No.: 812,972**

[57] **CLAIM**

The ornamental design for a hanger, as shown and described.

[22] **Filed: Oct. 26, 1991**

DESCRIPTION

Related U.S. Application Data

[63] Continuation-in-part of Ser. No. 359,938, Jun. 1, 1989, abandoned.

[52] **U.S. Cl.** **D6/317; D6/319**

[58] **Field of Search** **D6/315, 317, 319; 211/113, 119, 116, 106; 223/85, 92, 88, 95**

FIG. 1 is a front elevational view of the hanger showing my new design;

FIG. 2 is a rear elevational view thereof;

FIG. 3 is a left side elevational view thereof;

FIG. 4 is a right side elevational view thereof;

FIG. 5 is a top plan view thereof; and,

FIG. 6 is a bottom plan view thereof.

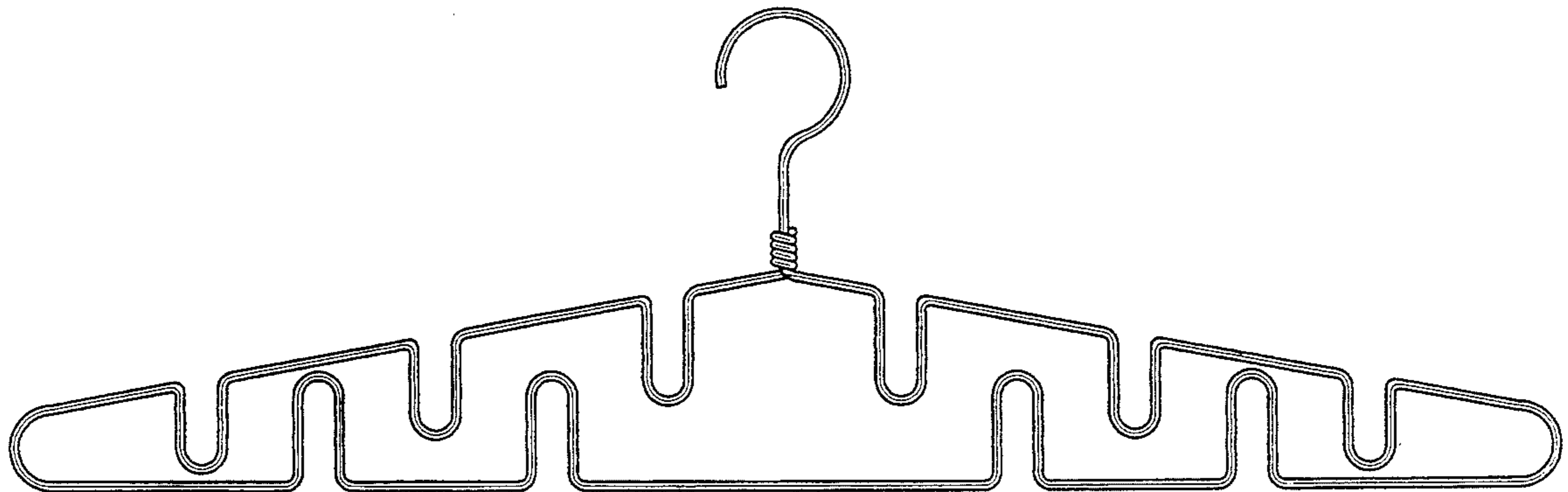


FIG. 1

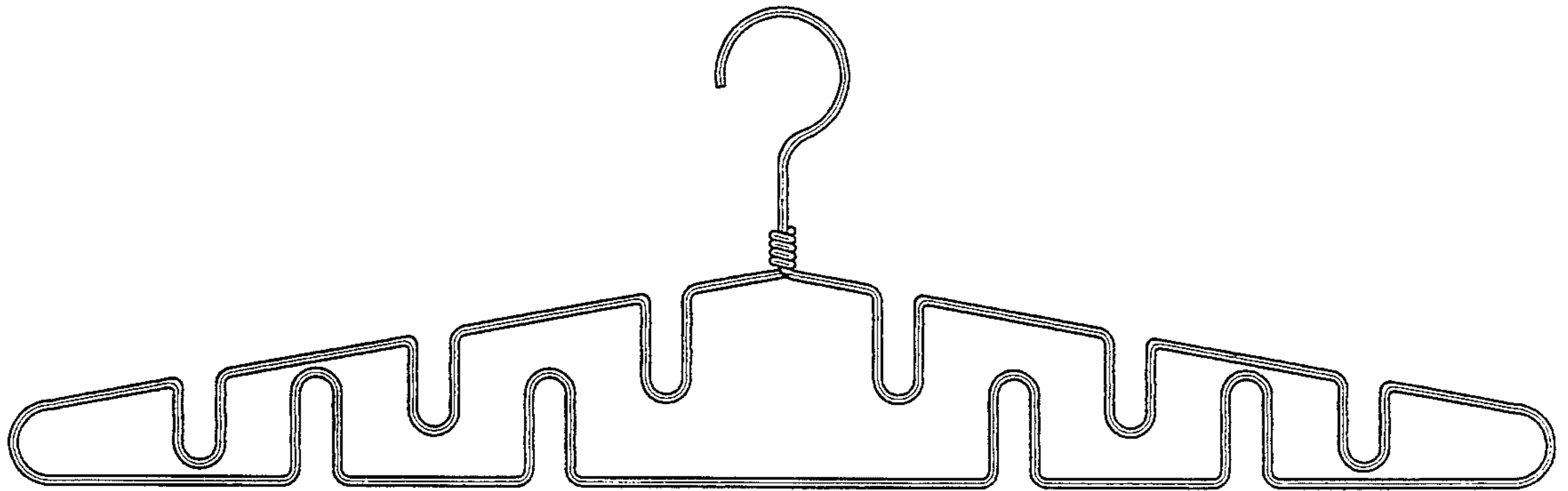


FIG. 2

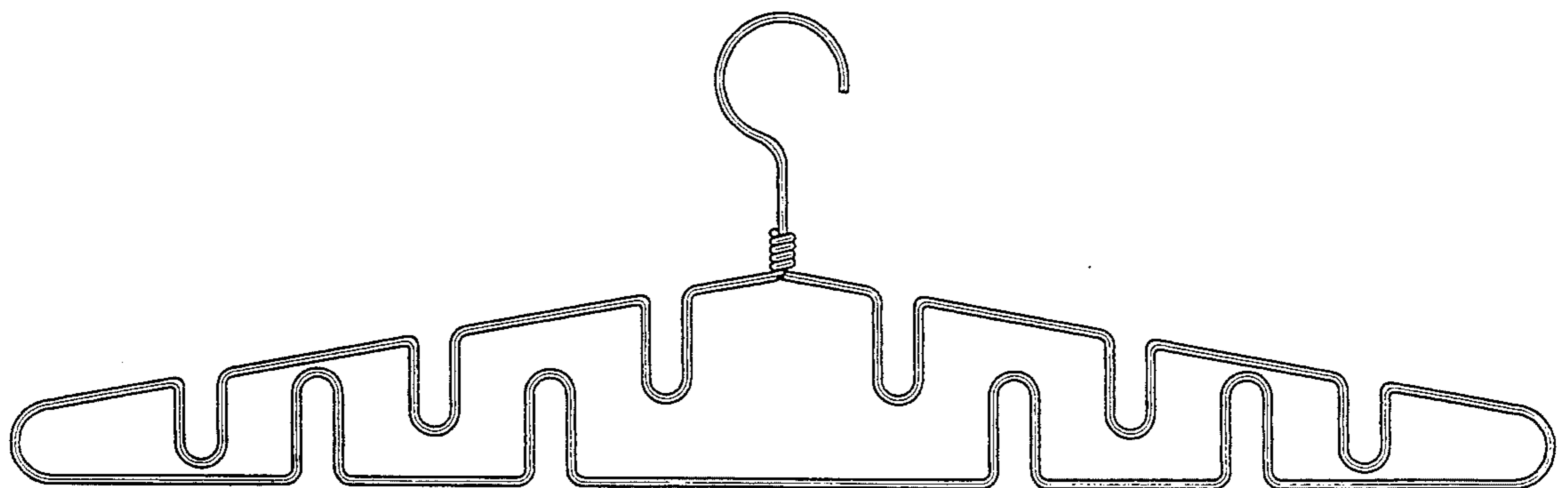


FIG. 3



FIG. 4



FIG. 5



FIG. 6



FIG. 7

