



US00D361896S

# United States Patent [19]

[11] Patent Number: **Des. 361,896**

**Bramley et al.**

[45] Date of Patent: **\*\* Sep. 5, 1995**

[54] **QUICK MOUNT PHOTOGRAPH AND  
NEGATIVE FRAME**

707,850	8/1902	Lambrecht et al. ....	40/537
787,503	4/1905	Engel .....	40/537 X
2,504,277	4/1950	Offerson .....	40/155 X

[75] Inventors: **Richard G. Bramley**, Winnetka;  
**Thomas P. Anderson, Jr.**, Lake  
Forest, both of Ill.

*Primary Examiner*—Janice E. Seeger  
*Attorney, Agent, or Firm*—Gardner, Carton & Douglas

[73] Assignee: **Andley Corp.**, Northfield, Ill.

[57] **CLAIM**

[\*\*] Term: **14 Years**

The ornamental design for the quick mount photograph  
and negative frame, as shown and described.

[21] Appl. No.: **19,122**

**DESCRIPTION**

[22] Filed: **Feb. 23, 1994**

[52] U.S. Cl. .... **D6/300**

[58] Field of Search ..... D6/300, 308, 309, 310-314;  
40/152, 152.1, 154, 155, 156, 157, 160, 537;  
D19/26, 27, 112; D3/247

FIG. 1 is a front view of the quick mount photograph  
and negative frame showing my new design;  
FIG. 2 is a top view thereof;  
FIG. 3 is a left side view thereof;  
FIG. 4 is a right side view thereof;  
FIG. 5 is a bottom view thereof;  
FIG. 6 is as back view thereof;  
FIG. 7 is a perspective view thereof;  
FIG. 8 is another perspective view thereof(in an open  
configuration);  
FIG. 9 is a section view taken at 9—9 of FIG. 8; and,  
FIG. 10 is a section view taken at 10—10 of FIG. 8.

[56] **References Cited**

**U.S. PATENT DOCUMENTS**

32,287	5/1861	Grumel .....	40/537
D. 101,819	11/1936	Miller .....	D19/26
D. 350,854	9/1994	Collins .....	D6/300

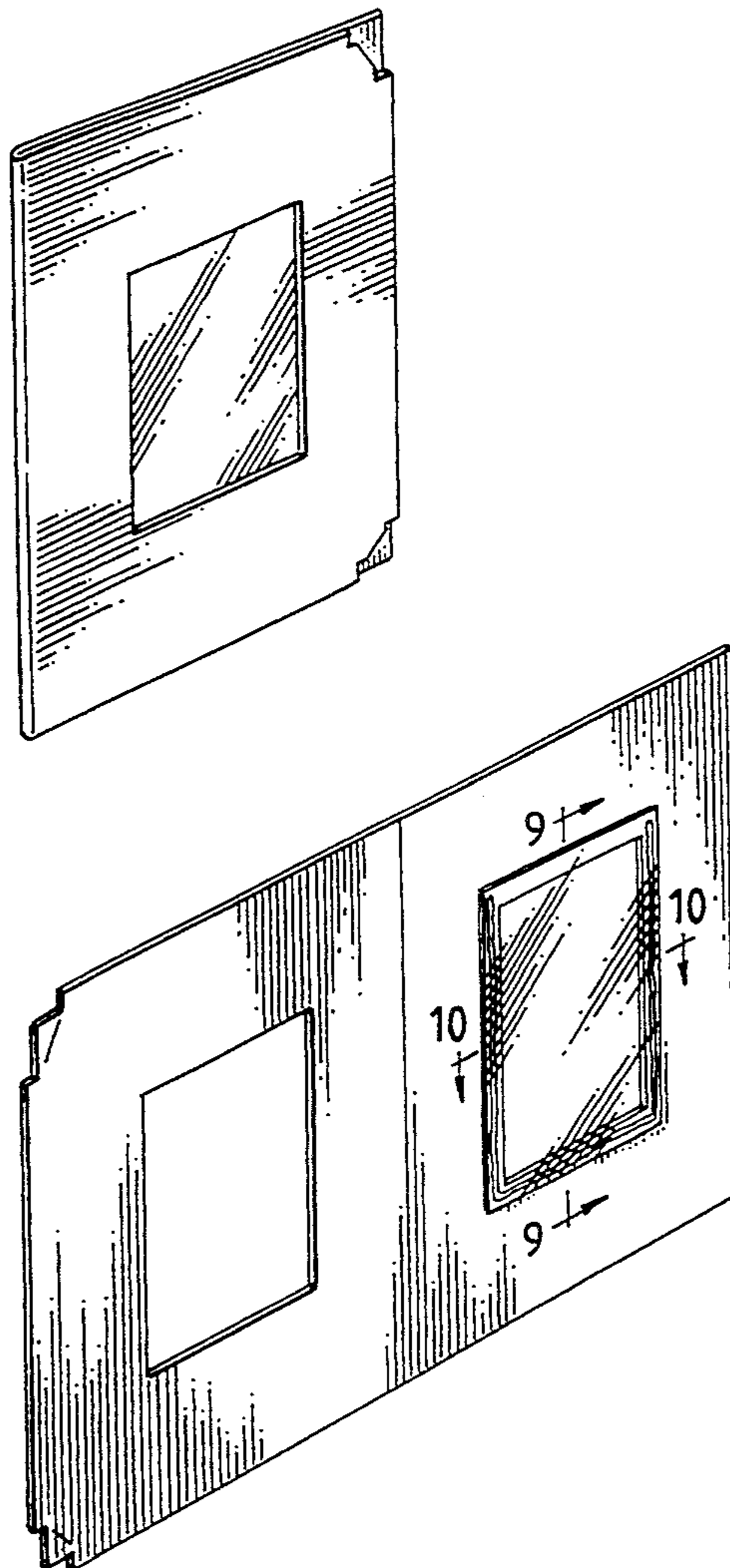


FIG. 2



FIG. 3

FIG. 1

FIG. 4

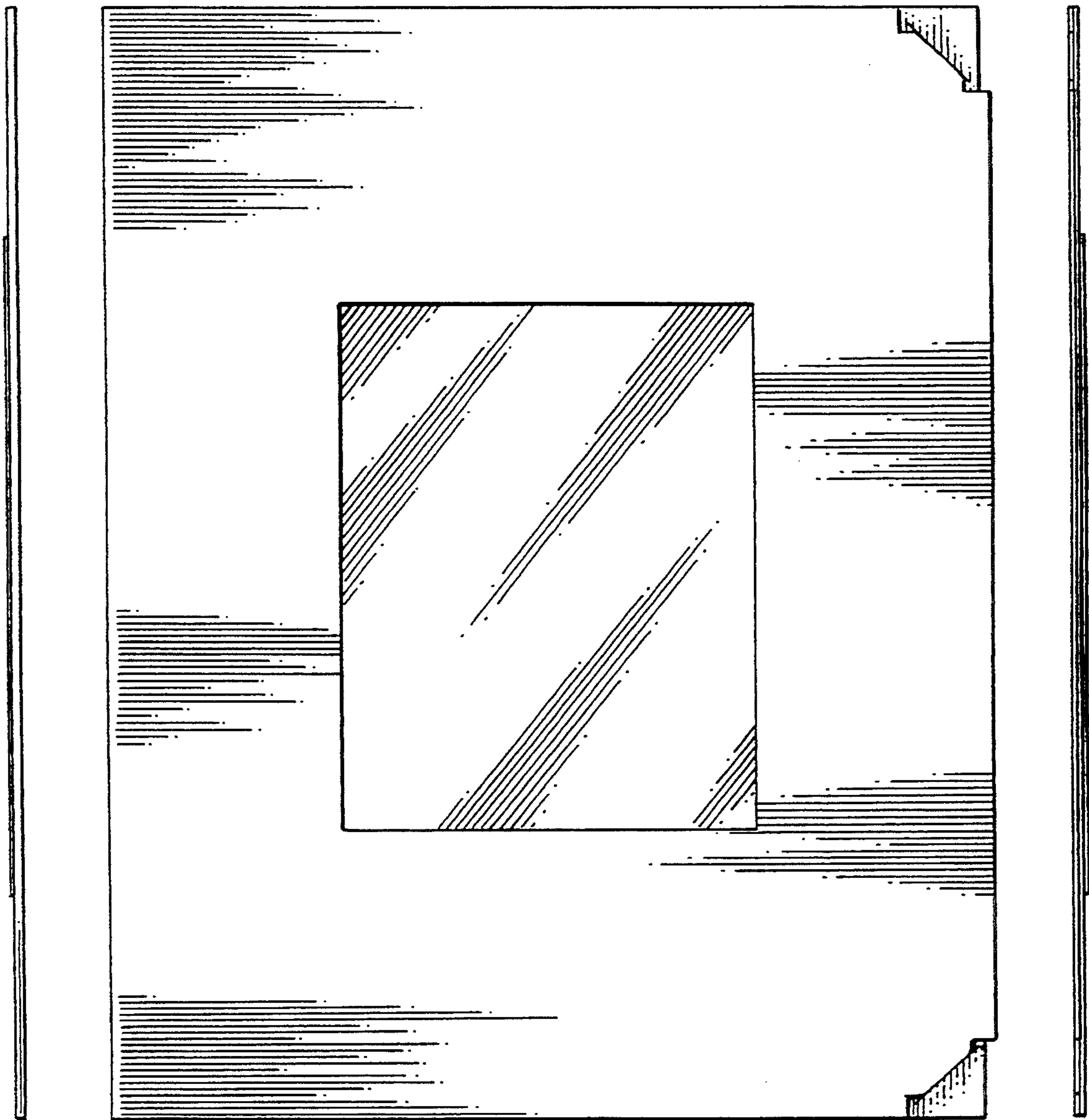


FIG. 5



FIG. 6

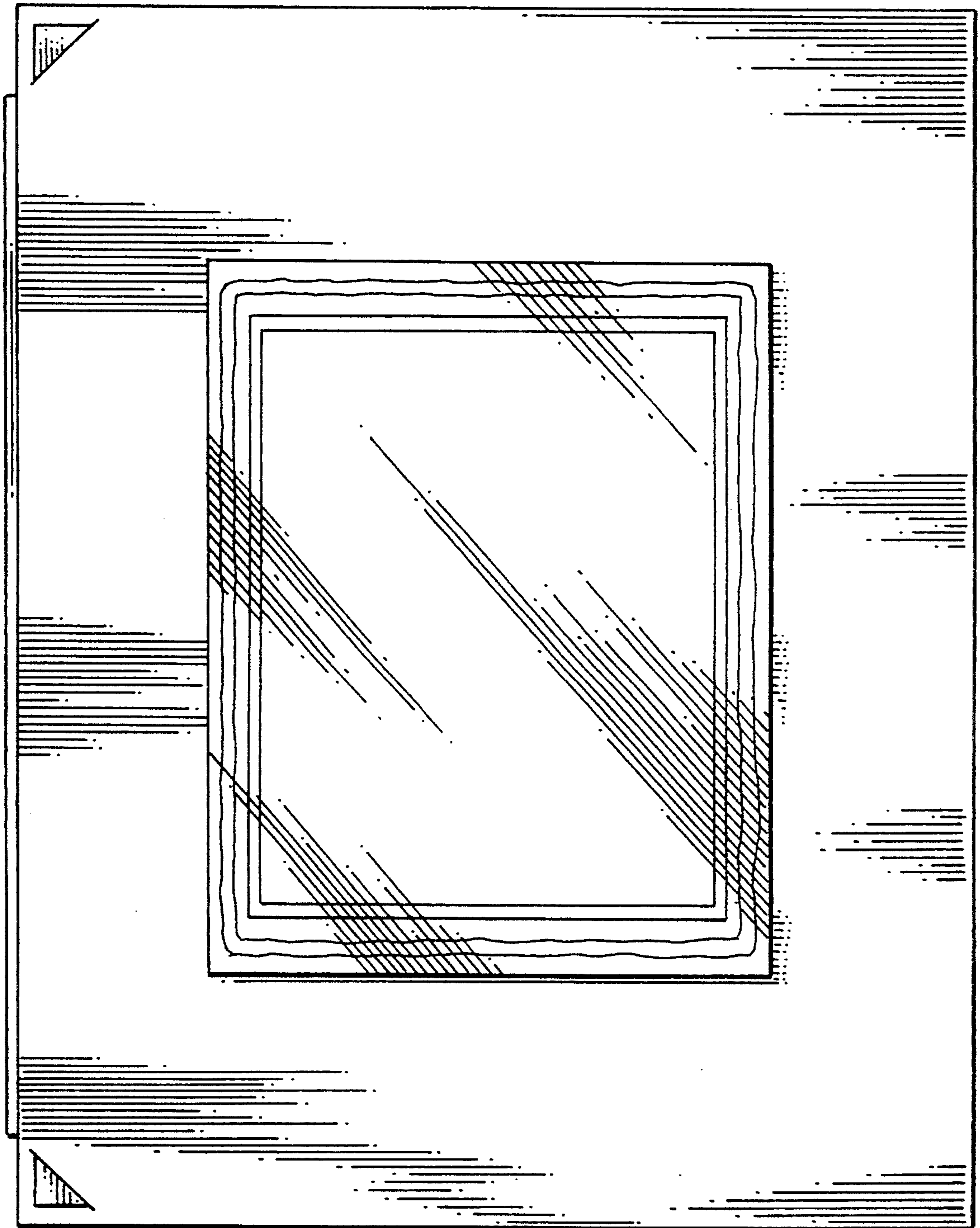


FIG. 7




FIG. 9



FIG. 8

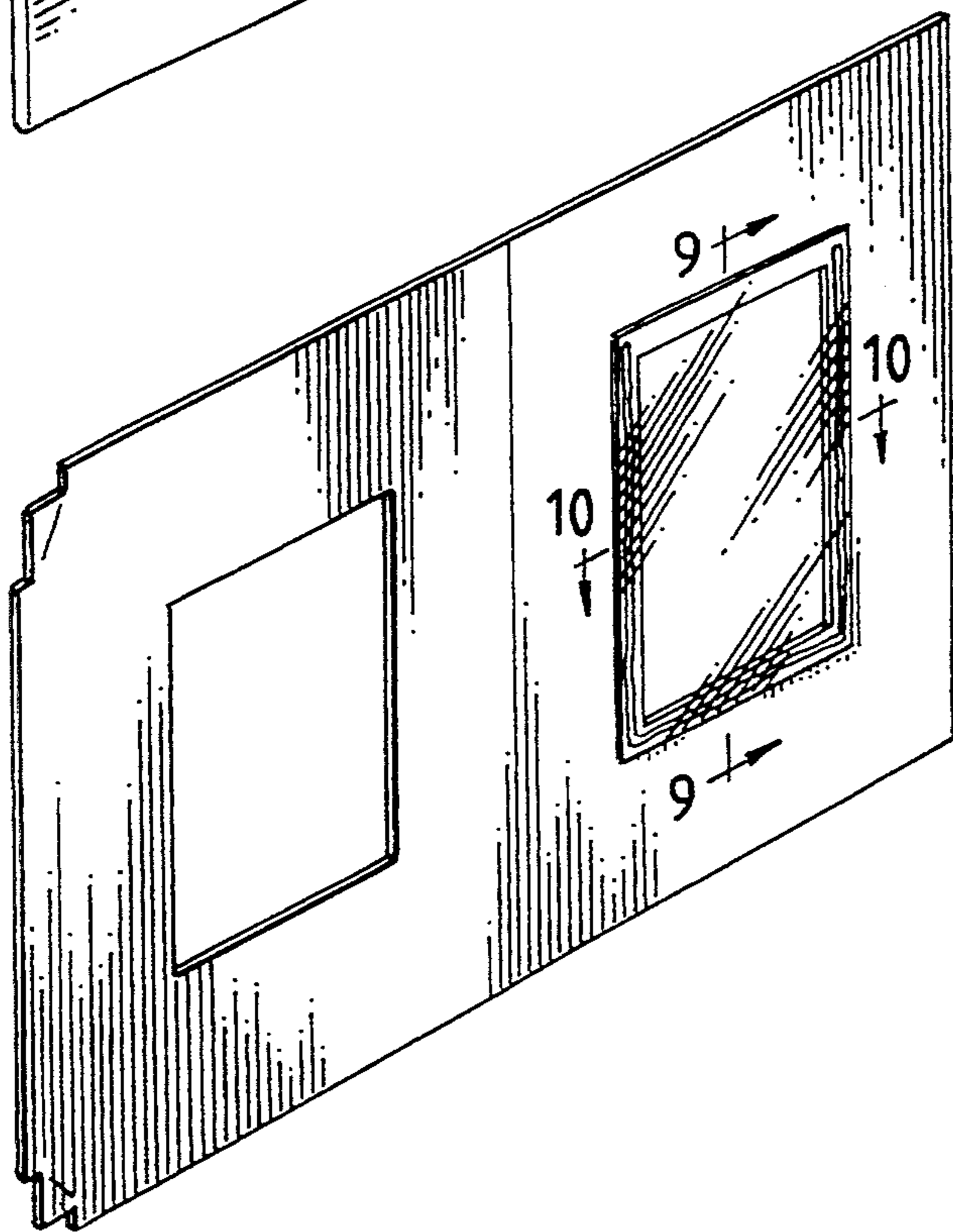


FIG. 10

