



US00D361889S

# United States Patent [19]

[11] Patent Number: **Des. 361,889**

Rhines

[45] Date of Patent: **\*\* Sep. 5, 1995**

## [54] COMBINED IN-LINE SKATE BAG AND FANNY PACK

[76] Inventor: **Anthony Rhines**, 8508 63rd Ave. N. Ste. 208, Brooklyn Park, Minn. 55428

[\*\*] Term: **14 Years**

[21] Appl. No.: **3,103**

[22] Filed: **Dec. 28, 1992**

[52] U.S. Cl. .... **D3/261**

[58] Field of Search ..... D3/36, 38, 42, 71, 226, D3/221, 225, 254, 261; 190/111, 115, 903; 206/579; 224/222, 224, 252, 253, 205, 226, 228, 151

### [56] References Cited

#### U.S. PATENT DOCUMENTS

D. 259,836	7/1981	Schneider et al. ....	D3/71
D. 278,949	5/1985	Soininen .....	D3/36
D. 307,672	5/1990	Lam .....	D3/71
D. 340,356	10/1993	Hughes .....	D3/71
5,042,664	8/1991	Shyr et al. ....	206/579
5,052,555	10/1991	Harmon .....	190/111
5,139,187	8/1992	Fowler .....	224/205 X
5,150,824	9/1992	Alvarez et al. ....	D3/226 X

Primary Examiner—Doris V. Coles  
Attorney, Agent, or Firm—D. L. Tschida

## [57] CLAIM

The ornamental design for a combined in line skate bag and fanny pack, as shown and described.

## DESCRIPTION

FIG. 1 is a perspective drawing showing my new design of a combined in-line skate bag and fanny pack with the top-rear panel unzipped and folded back to expose the interior and a pair of in-line skates which are shown in phantom line and which comprise no part of the invention;

FIG. 2 is a perspective drawing showing a front plan view thereof and portions of the bottom, right and left sides;

FIG. 3 is a perspective drawing showing a rear elevation view thereof and portions of the bottom, right and left sides;

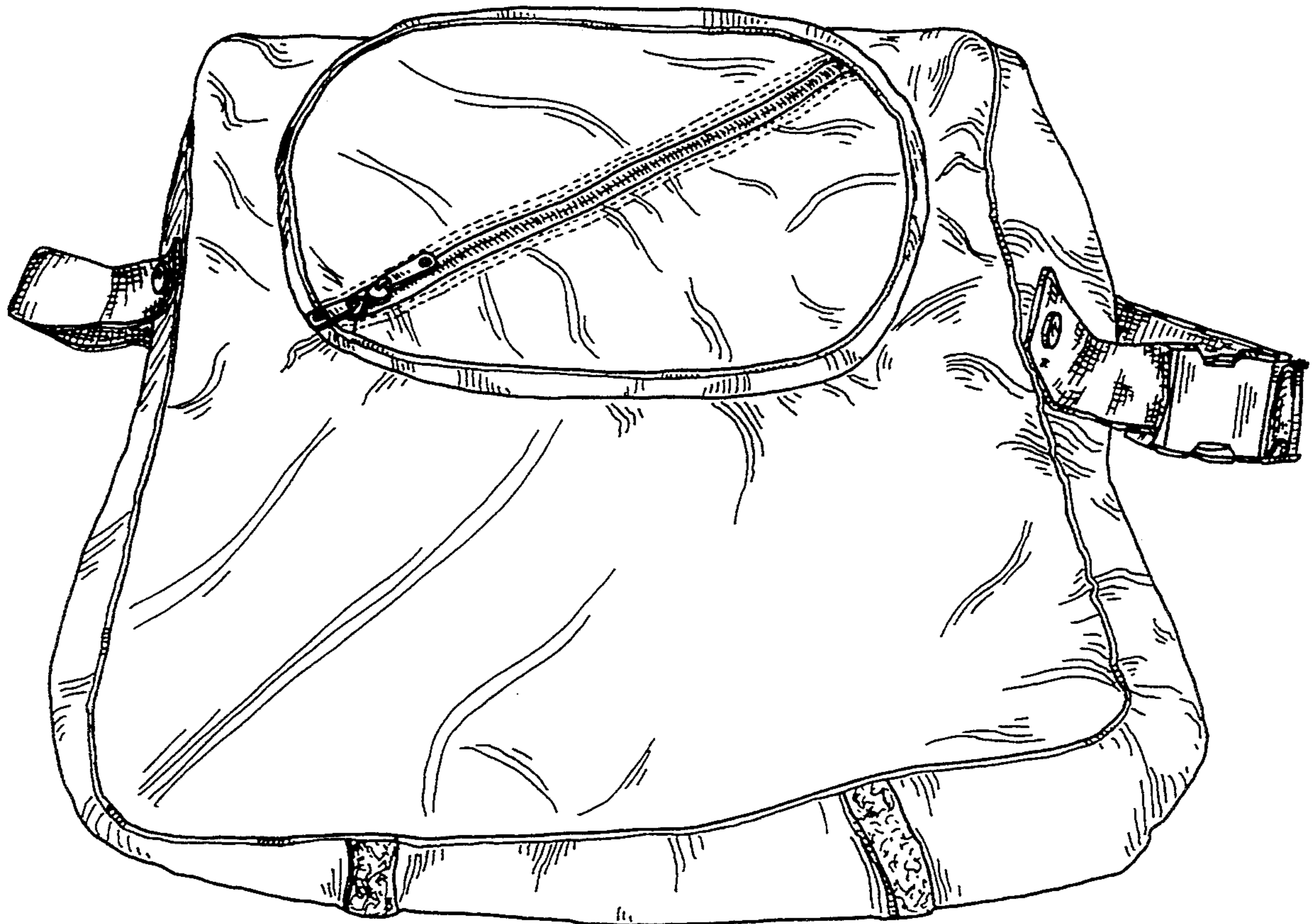
FIG. 4 is a drawing of a top plan view thereof;

FIG. 5 is a drawing of a bottom plan view thereof;

FIG. 6 is a drawing of a right side elevation view thereof with the strap fore-shortened, the left side elevation view being a mirror image;

FIG. 7 is a perspective drawing of my new design when folded upon itself and re-fastened to form a fanny pack; and,

FIG. 8 is a perspective drawing showing the top-rear panel unzipped and folded back to expose the interior.



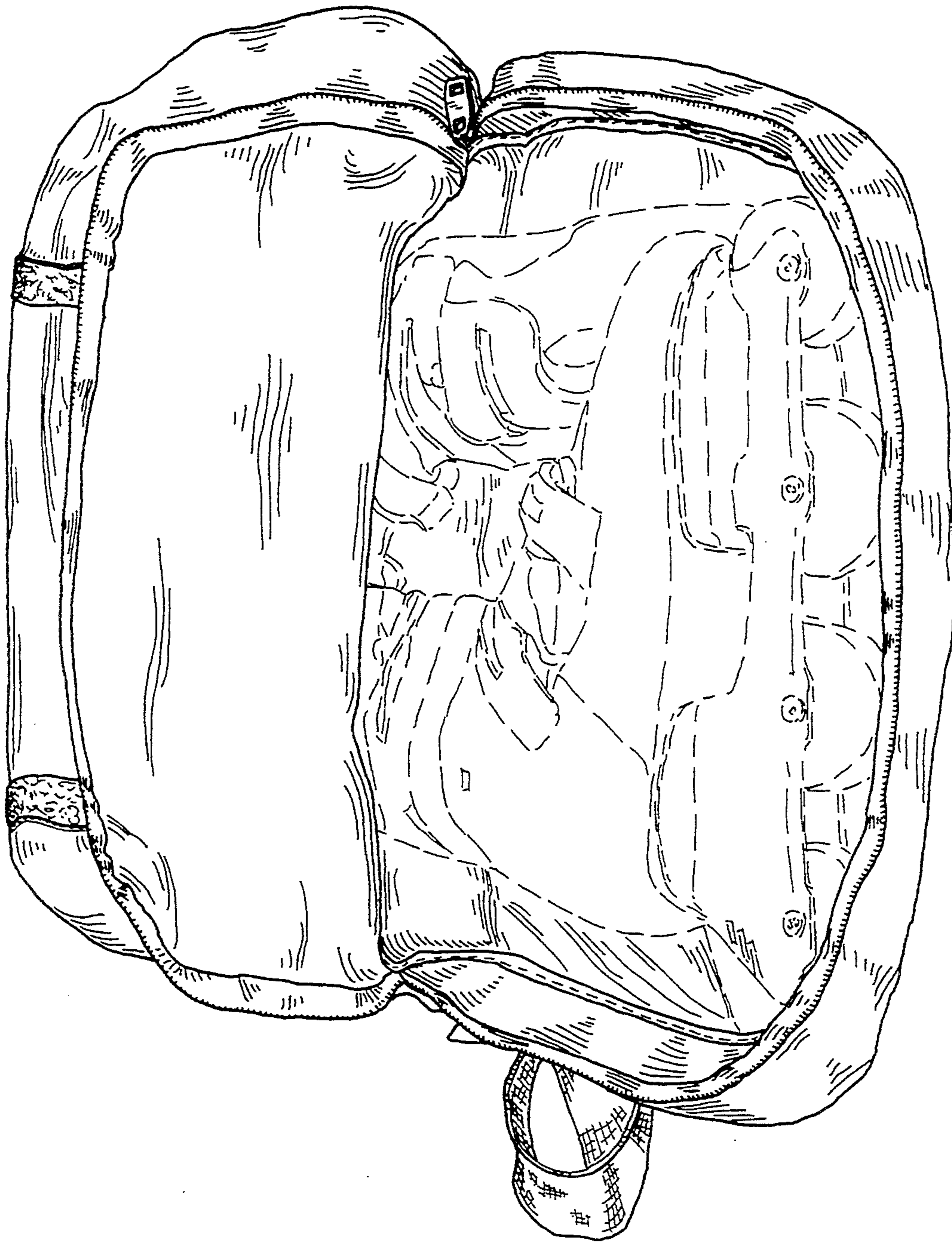


FIG. 1




FIG. 2



FIG. 3

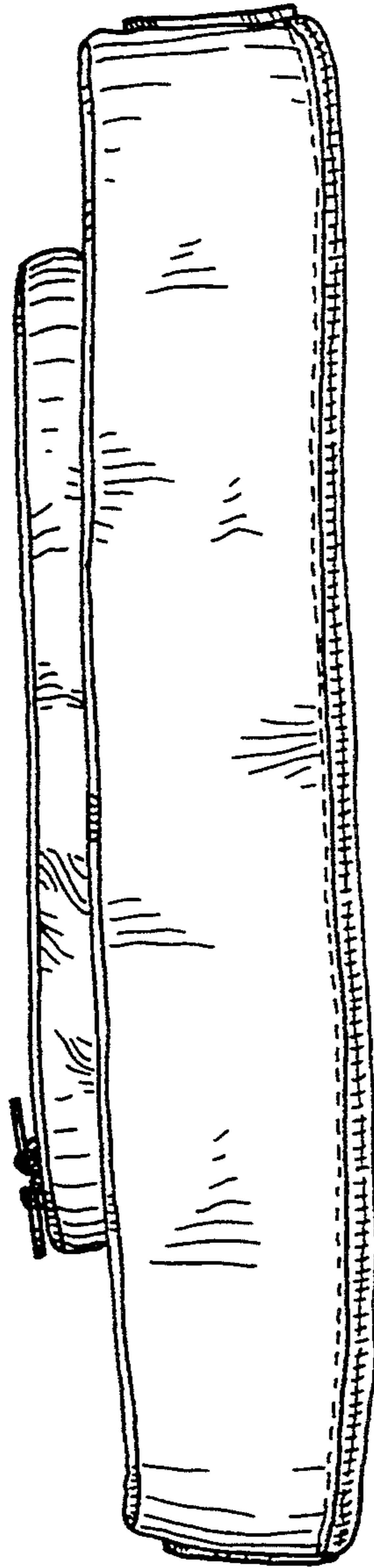


FIG. 4




FIG. 5

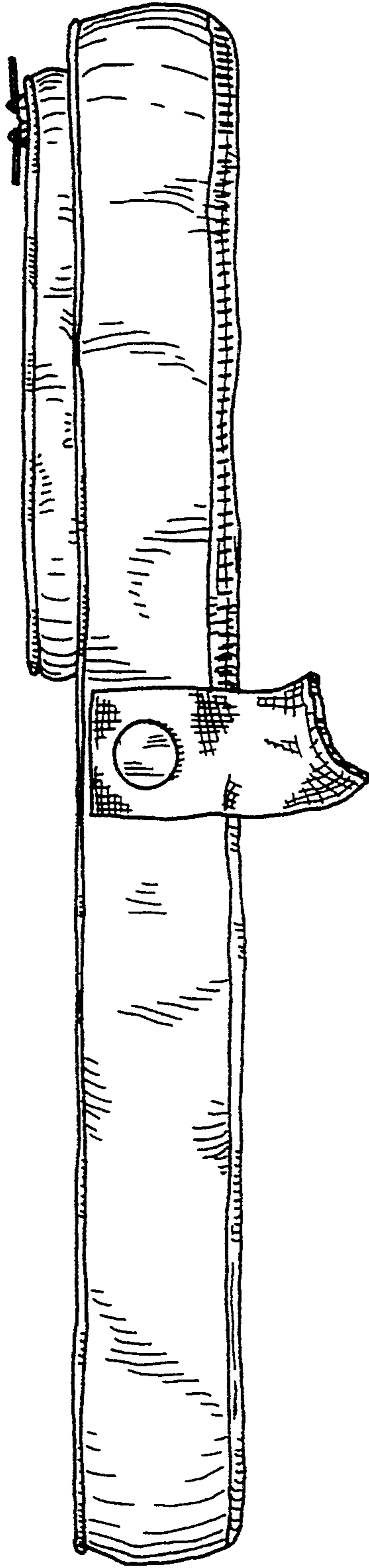


FIG. 6

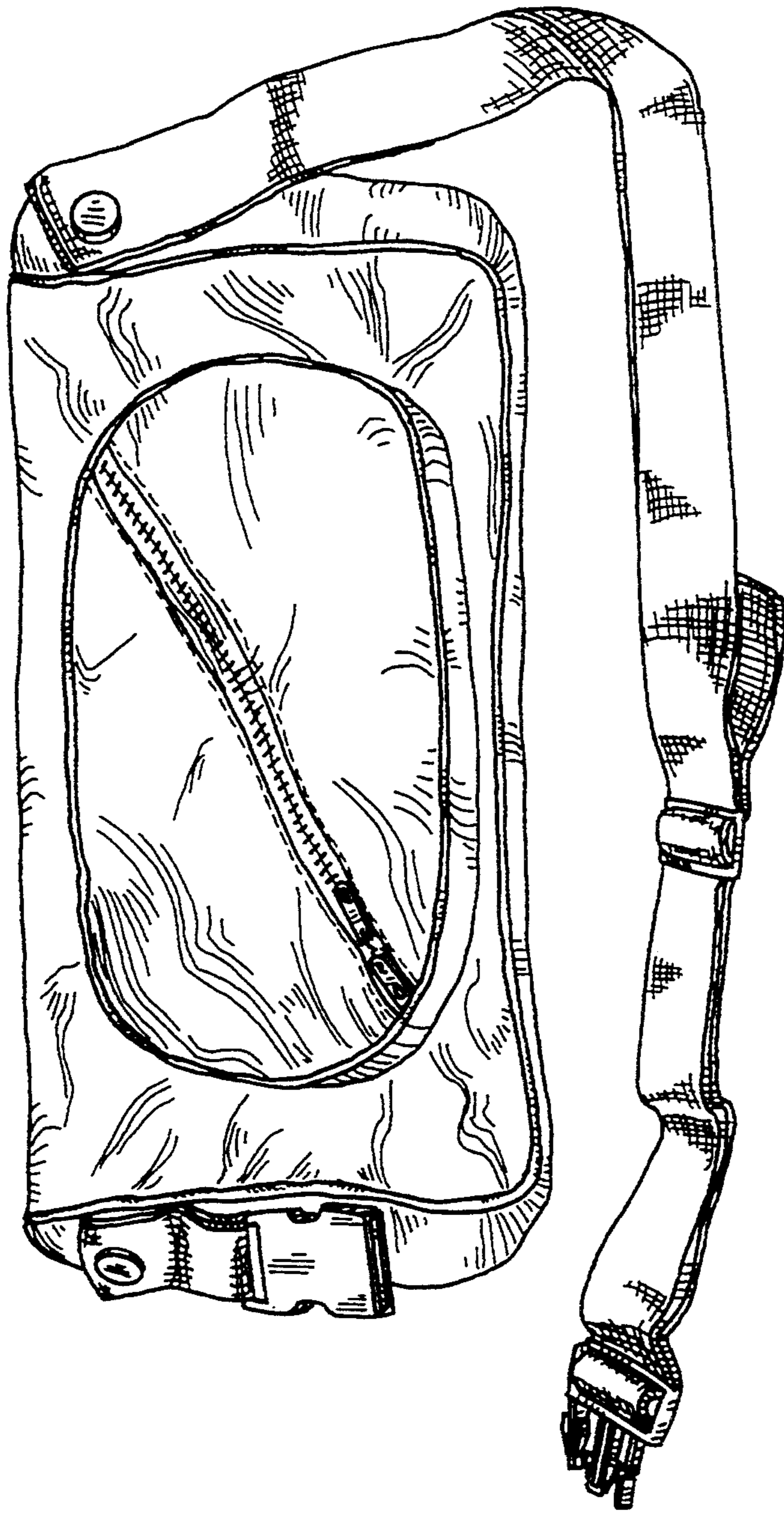


FIG. 7





FIG. 8