



US00D361884S

United States Patent [19]

[11] Patent Number: **Des. 361,884**

Lozano

[45] Date of Patent: **** Sep. 5, 1995**

[54] **SHOE UPPER**

5,377,430 1/1995 Hatfield 36/50.1

[75] Inventor: **Sergio G. Lozano**, Beaverton, Oreg.

FOREIGN PATENT DOCUMENTS

[73] Assignee: **Nike, Inc.**

1017946 10/1957 Germany 36/50.1

[**] Term: **14 Years**

OTHER PUBLICATIONS

[21] Appl. No.: **31,849**

Nike Holiday Footwear Catalog, 1994, pp. 12, 18, 20, 30, 58, 64, 70, 76, 78, Published Mar. 1993.

[22] Filed: **Dec. 7, 1994**

Nike Fall Footwear Catalog, 1994, pp. 24, 34, 38, 56, 96, 114, 116, 140, Published Nov. 1993.

[52] U.S. Cl. **D2/970**

Nike Spring Footwear Catalog, 1995, pp. 8, 21, 23, 25, 28, 32, 37, 38, 40, 47, 51, 89, 94, 104, 105, 111, 122, 126, 127, 130, 146, Published Jun., 1994.

[58] Field of Search D2/902, 907, 969, 970, D2/978; 36/50.1, 45, 83, 84, 89, 113, 114, 116, 102-107

Nike Spring Footwear Catalog, 1994, p. 22, Published Jun. 1993.

[56] **References Cited**

Nike Late Spring Footwear Catalog, 1995, p. 58, Published Sep. 1994.

U.S. PATENT DOCUMENTS

Primary Examiner—Doris V. Coles

Attorney, Agent, or Firm—Banner & Allegretti, Ltd.

- D. 156,302 11/1949 Whatmore .
- D. 228,267 9/1973 Powers .
- D. 265,521 7/1982 Vermonet .
- D. 272,012 1/1984 Trevisani .
- D. 278,758 5/1985 Michaeli .
- D. 294,422 3/1988 Gamm .
- D. 296,380 6/1988 Diaz et al. .
- D. 297,586 9/1988 Tong et al. .
- D. 303,452 9/1989 Swett .
- D. 324,129 2/1992 Hatfield .
- D. 327,162 6/1992 Hatfield .
- D. 345,253 3/1994 Lucas D2/969
- D. 346,272 4/1994 Cessor D2/970
- D. 346,899 5/1994 Hatfield et al. D2/970
- D. 347,317 5/1994 Avar D2/970
- D. 347,519 6/1994 Worthington D2/970
- D. 348,976 7/1994 Van Noy D2/969
- D. 348,978 7/1994 Avar D2/970
- D. 351,058 10/1994 Hatfield et al. D2/969
- D. 351,275 10/1994 Hatfield et al. D2/970
- D. 351,941 11/1994 Avar D2/970
- D. 355,296 2/1995 Greene D2/970
- 472,711 4/1892 Miles .
- 640,755 1/1900 Donovan .

[57] CLAIM

The ornamental design for a shoe upper, as shown and described.

DESCRIPTION

FIG. 1 is a right side elevational view of a shoe upper according to my new design;


FIG. 2 is a left side elevational view of the shoe upper shown in FIG. 1;

FIG. 3 is a front elevational view of the shoe upper shown in FIG. 1;

FIG. 4 is a rear elevational view of the shoe upper shown in FIG. 1; and,

FIG. 5 is a top plan view of the shoe upper shown in FIG. 1.

The broken line showing of a shoe sole in FIGS. 1-5 is for illustrative purposes only and forms no part of the claimed design.



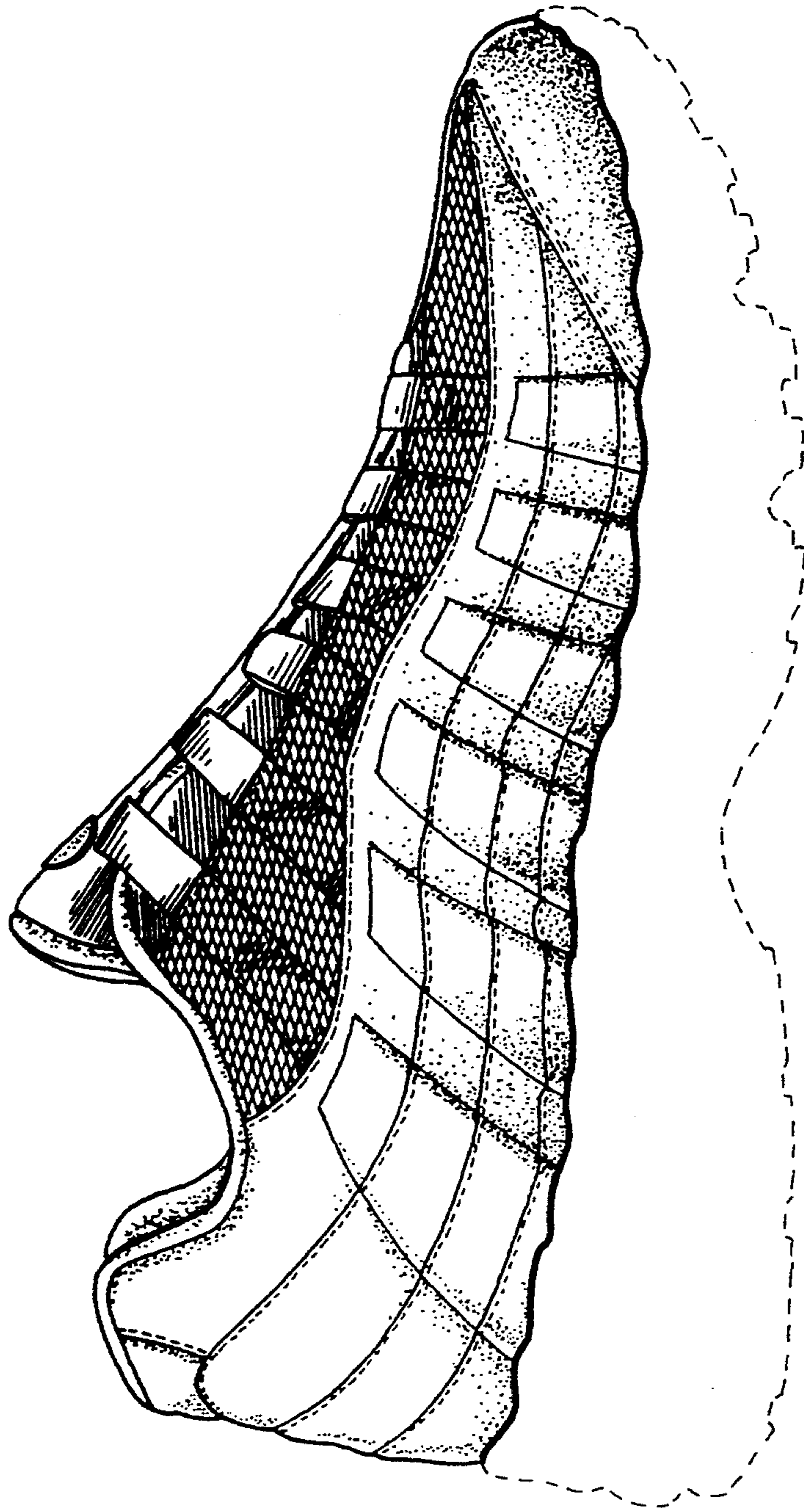


FIG. 1

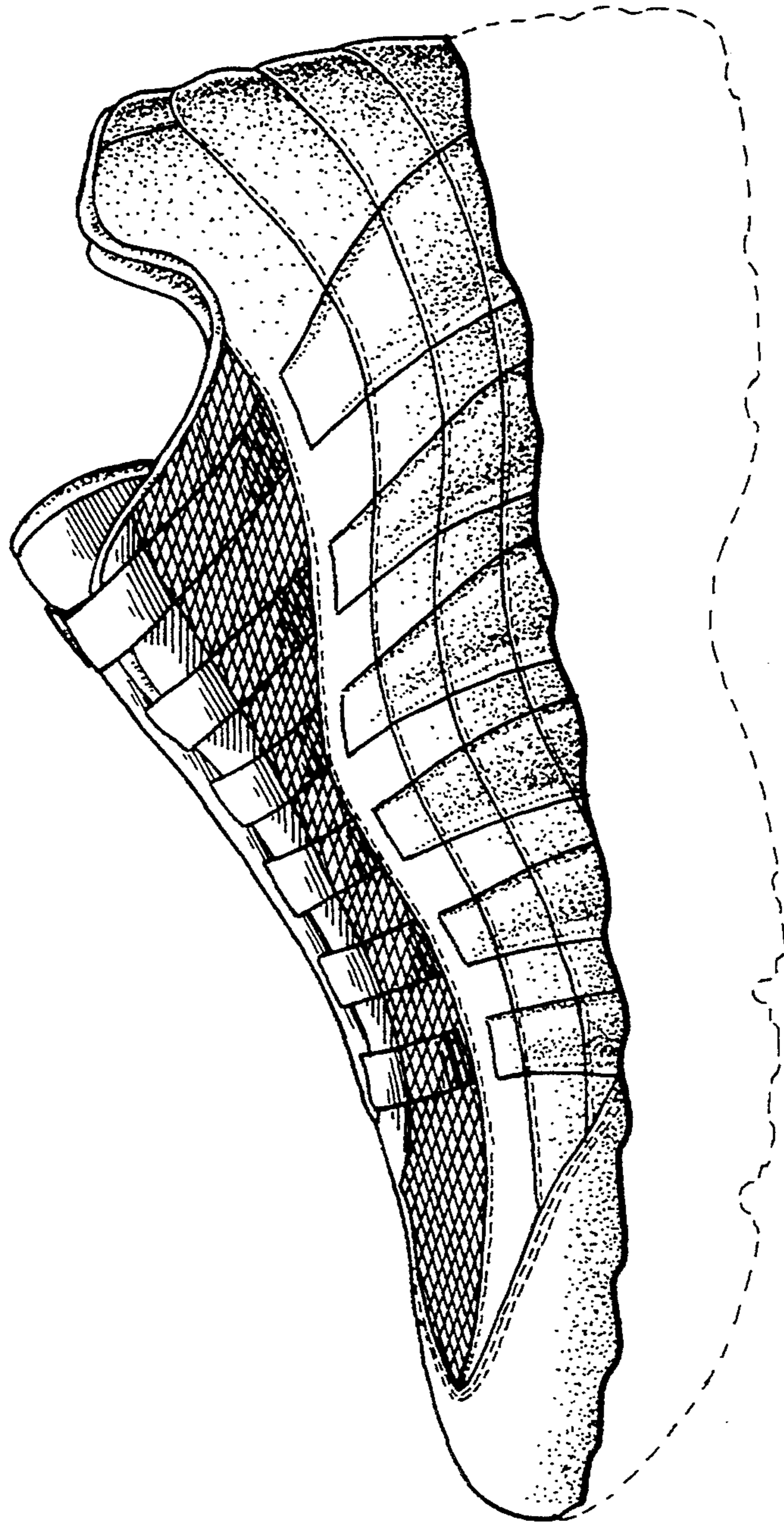


FIG. 2

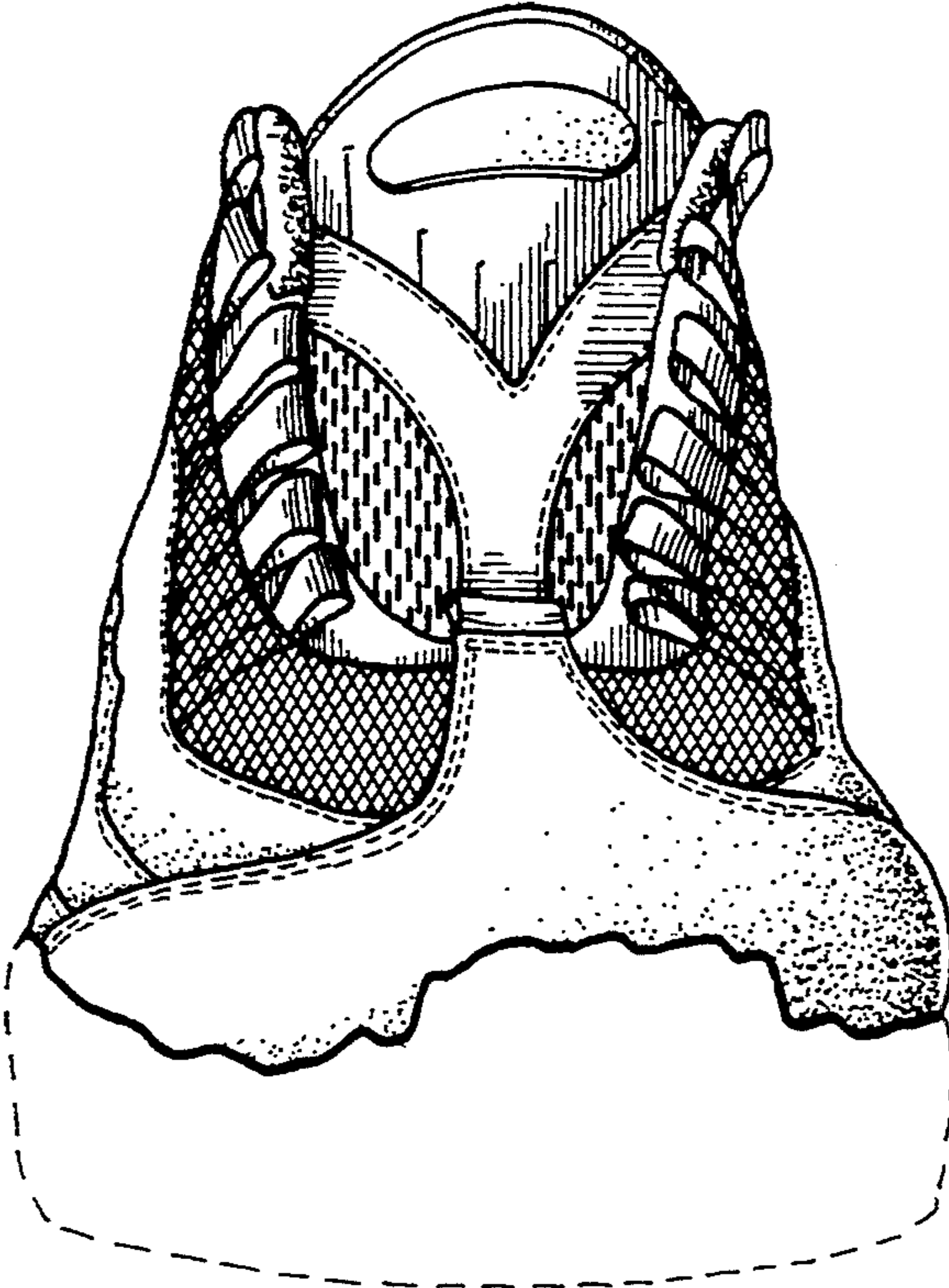


FIG. 3

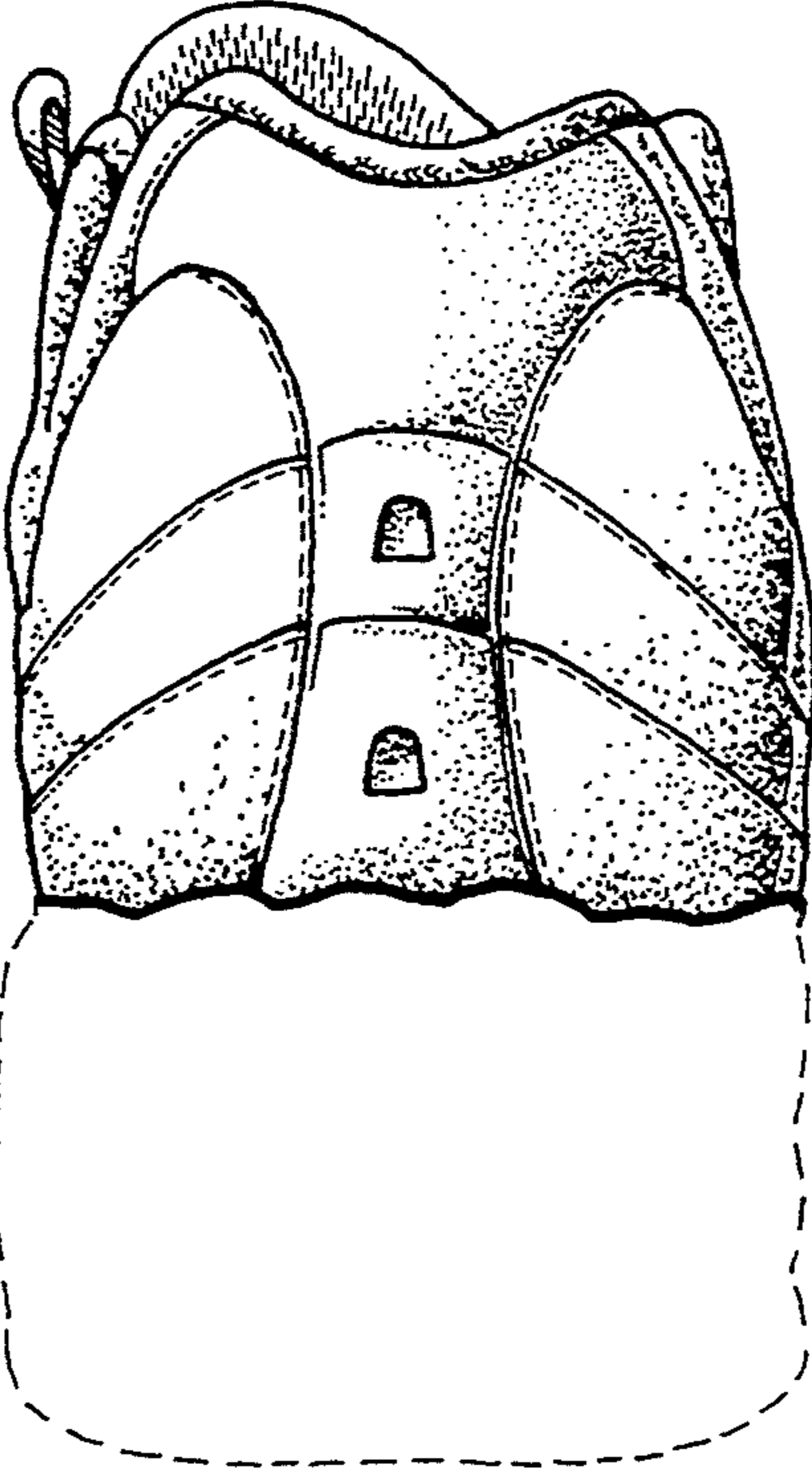


FIG. 4

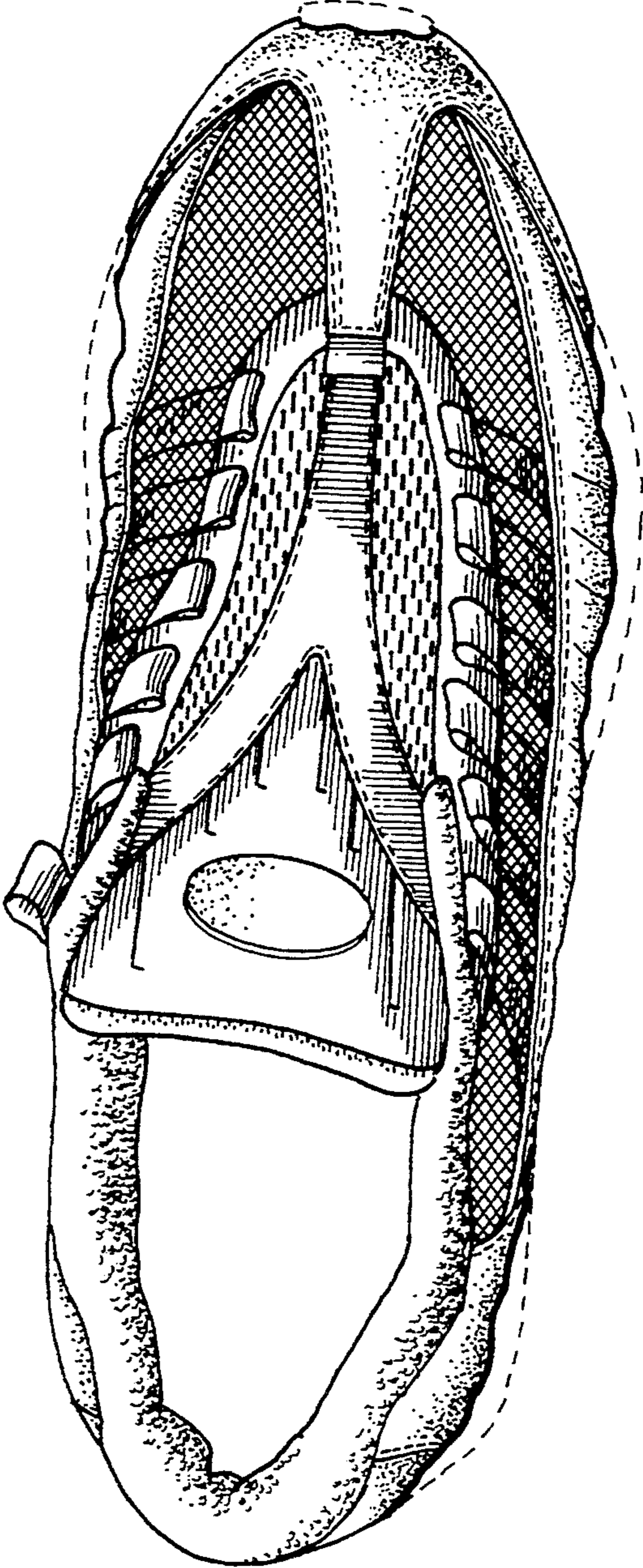


FIG. 5