



US00D361879S

United States Patent [19]

[11] Patent Number: **Des. 361,879**

Gregory-Thompson et al.

[45] Date of Patent: **** Sep. 5, 1995**

[54] **PULLOVER AND SHORTS SET**

[76] Inventors: **Latricia F. Gregory-Thompson;**
Reginald E. Thompson, both of 8500
Tidewater Dr., Apt. 87, Norfolk, Va.
23503

[**] Term: **14 Years**

[21] Appl. No.: **17,969**

[22] Filed: **Jan. 27, 1994**

[52] U.S. Cl. **D2/746; D2/731;**
D2/733; D2/737

[58] Field of Search **D2/713, 714, 731, 733,**
D2/734, 735, 736, 737, 742, 743, 745, 746, 749,
750, 830, 835, 840, 841, 842, 844; 2/70, 75, 79,
80, 115

[56] **References Cited**

U.S. PATENT DOCUMENTS

D. 58,411 7/1921 Tyrrell D2/735

D. 66,586	2/1925	Schmolze	D2/734
D. 121,234	6/1940	Landorf	D2/733
D. 145,713	10/1946	Engleman	D2/750
D. 149,985	6/1948	Titleman	D2/750
D. 168,273	11/1952	Mason	D2/731
D. 170,723	10/1953	Secosky et al.	D2/849
D. 278,042	3/1985	Breyer-Lindner	D2/731
D. 352,594	11/1994	Evans	D2/840

Primary Examiner—C. A. Murphy

[57] **CLAIM**

The ornamental design for a pullover and shorts set, as shown and described.

DESCRIPTION

FIG. 1 is a front elevational view of a pullover and shorts set showing our new design;
FIG. 2 is a rear elevational view thereof;
FIG. 3 is a left side elevational view thereof;
FIG. 4 is a right side elevational view thereof;
FIG. 5 is a top plan view thereof; and,
FIG. 6 is a bottom plan view thereof.





FIG. 1




FIG. 2




FIG. 3

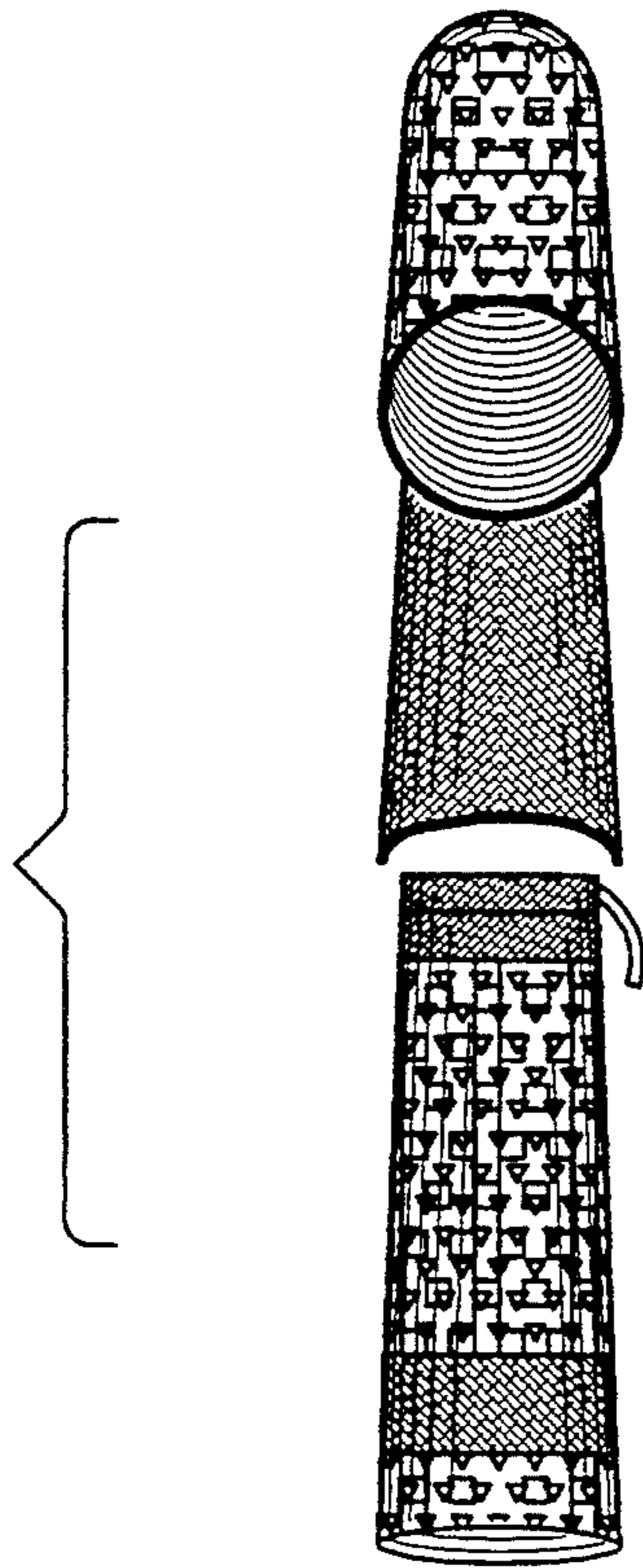


FIG. 4

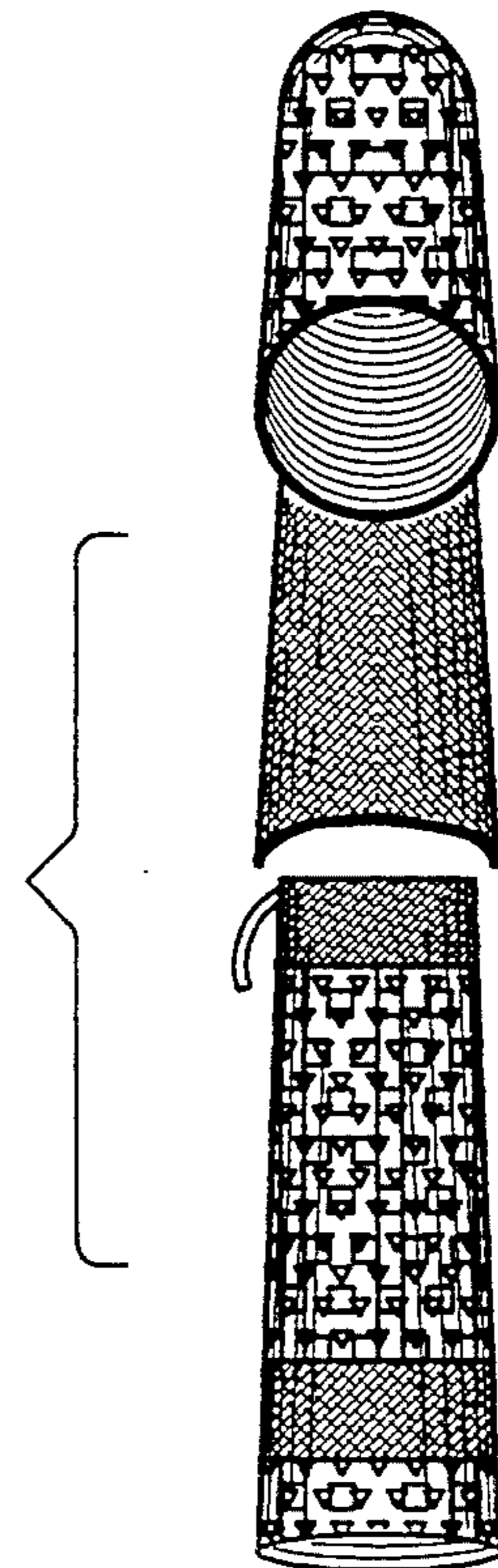


FIG. 5

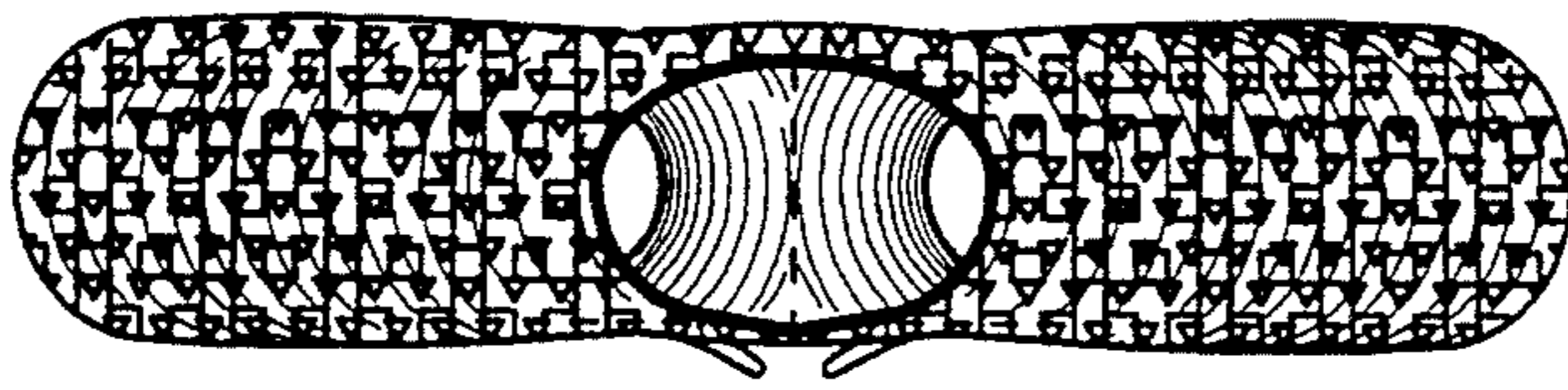


FIG. 6

