



US00D361835S

United States Patent [19]

[11] Patent Number: **Des. 361,835**

Brandon

[45] Date of Patent: **** Aug. 29, 1995**

[54] **KITCHEN STOVE HOOD**

[75] Inventor: **John B. Brandon**, Attica, N.Y.

[73] Assignee: **Harrow Products Inc.**, Grand Rapids, Mich.

[**] Term: **14 Years**

[21] Appl. No.: **13,078**

[22] Filed: **Sep. 17, 1993**

[52] U.S. Cl. **D23/372; D6/492; D7/405**

[58] Field of Search **D23/372, 371; D6/432, D6/446, 491, 492, 494; 126/299 D, 299 R; D7/405**

[56] **References Cited**

U.S. PATENT DOCUMENTS

D. 84,471	6/1931	French	D6/446
D. 179,237	11/1956	Bernstein	D23/372
D. 181,472	11/1957	Herman	D23/372
D. 237,971	12/1975	Chiang	D23/372
D. 256,048	7/1980	Brown	D23/371
D. 274,934	7/1984	Johnson	D23/372
D. 312,685	12/1990	Fleming et al.	D23/372

D. 315,204	3/1991	Fleming et al.	D23/372
D. 318,111	7/1991	Galassi	D23/372
D. 325,966	5/1992	Wei	D23/372
D. 327,541	6/1992	Chen	D23/372

OTHER PUBLICATIONS

Pace Industries, Inc. Adv. Brochure, ©1979, front cover, cabinet (A), top middle side of page.

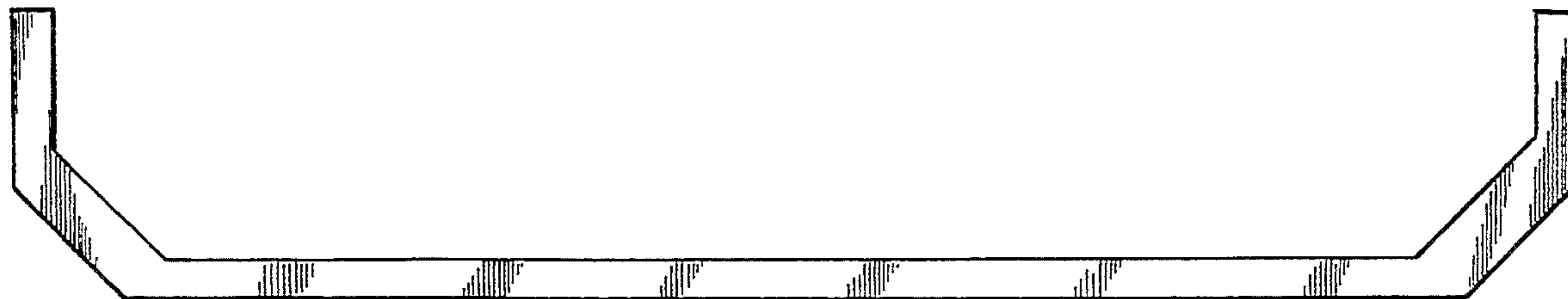

Primary Examiner—Lisa P. Lichtenstein
Attorney, Agent, or Firm—Price, Heneveld, Cooper, DeWitt & Litton

[57] **CLAIM**

The ornamental design for a kitchen stove hood, as shown and described.

DESCRIPTION

FIG. 1 is a perspective view of a kitchen stove hood showing my new design;
FIG. 2 is a right side view thereof, the left side view being a mirror image thereof, on an enlarged scale;
FIG. 3 is a front view thereof, on an enlarged scale;
FIG. 4 is a top view thereof, on an enlarged scale, the bottom view being the same; and,
FIG. 5 is a sectional view thereof, on an enlarged scale, taken generally along line V—V of FIG. 3.






Fig. 2




Fig. 1

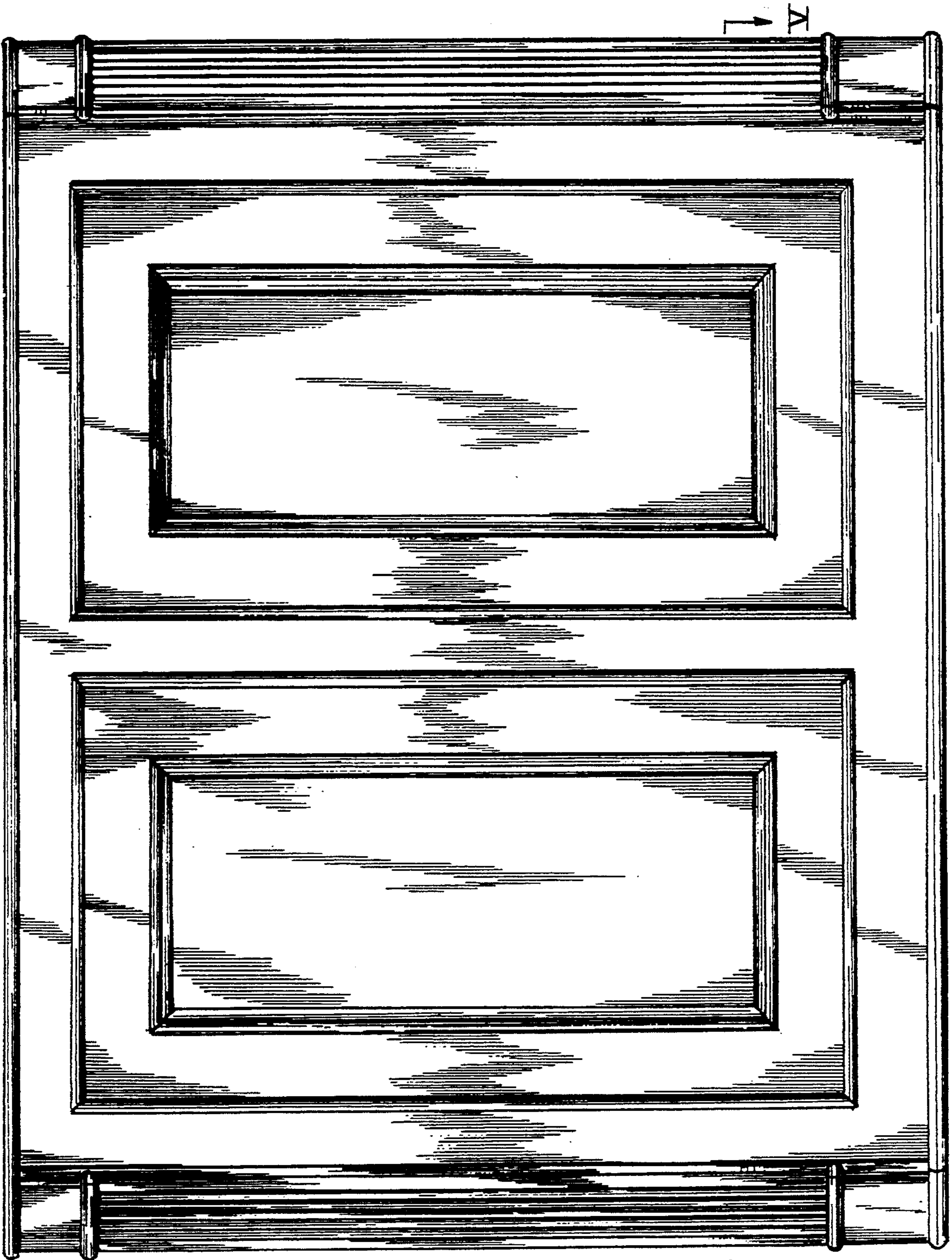


Fig. 3






Fig. 5




Fig. 4

UNITED STATES PATENT AND TRADEMARK OFFICE
CERTIFICATE OF CORRECTION

PATENT NO. : D361,835
DATED : August 29, 1995
INVENTOR(S) : John B. Brandon

It is certified that error appears in the above-identified patent and that said Letters Patent is hereby corrected as shown below:

Title page, under Description:

"FIG. 2 is a right side view thereof, the left side view being a mirror image thereof, on an enlarged scale;" should be -FIG. 2 is a right side view thereof, on an enlarged scale, the left side view being a mirror image thereof;-.

Signed and Sealed this
Seventh Day of November, 1995

Attest:



BRUCE LEHMAN

Attesting Officer

Commissioner of Patents and Trademarks