



US00D361788S

United States Patent [19]

[11] Patent Number: **Des. 361,788**

Melzian et al.

[45] Date of Patent: **** Aug. 29, 1995**

[54] STORAGE BOX FOR SCHOOL SUPPLIES

5,213,504 5/1993 Lee et al. 424/84

[75] Inventors: **John Melzian**, Rancho Palos Verdes;
Daniel Schwartz, Long Beach, both
of Calif.

OTHER PUBLICATIONS

Rubbermaid Vanishing Breed flyer, ©1994, see circled
item #R1139, both pages.

[73] Assignee: **Rubbermaid Office Products Inc.**,
Maryville, Tenn.

Whale Gifts, p. 23 see crayon holder, circled, right
center.

[**] Term: **14 Years**

Whale Gifts, p. 5, see whale-shaped eyeglass case, cir-
cled, right center.

[21] Appl. No.: **28,926**

Gentle Giants, Holiday 1993, p. 17, see circled whale
sculpture, lower right.

[22] Filed: **Sep. 26, 1994**

Copies of photographs, Bear-shaped storage case; Tal
Industries, Inc., Los Angeles, California 90023. Pub-
lished at least as early as Feb., 1994.

[52] U.S. Cl. **D19/82; D3/271;**
D9/310; D19/77; D21/157

[58] Field of Search **D3/206, 270, 271, 235;**
D19/35, 36, 75, 77, 78, 81-85, 99, 100;
D21/157; D9/307, 310; 206/214, 224, 371;
211/69.1-69.9

Primary Examiner—Martie Thompson
Attorney, Agent, or Firm—Richard B. O'Planick; Lisa B.
Riedesel

[56] References Cited

[57] CLAIM

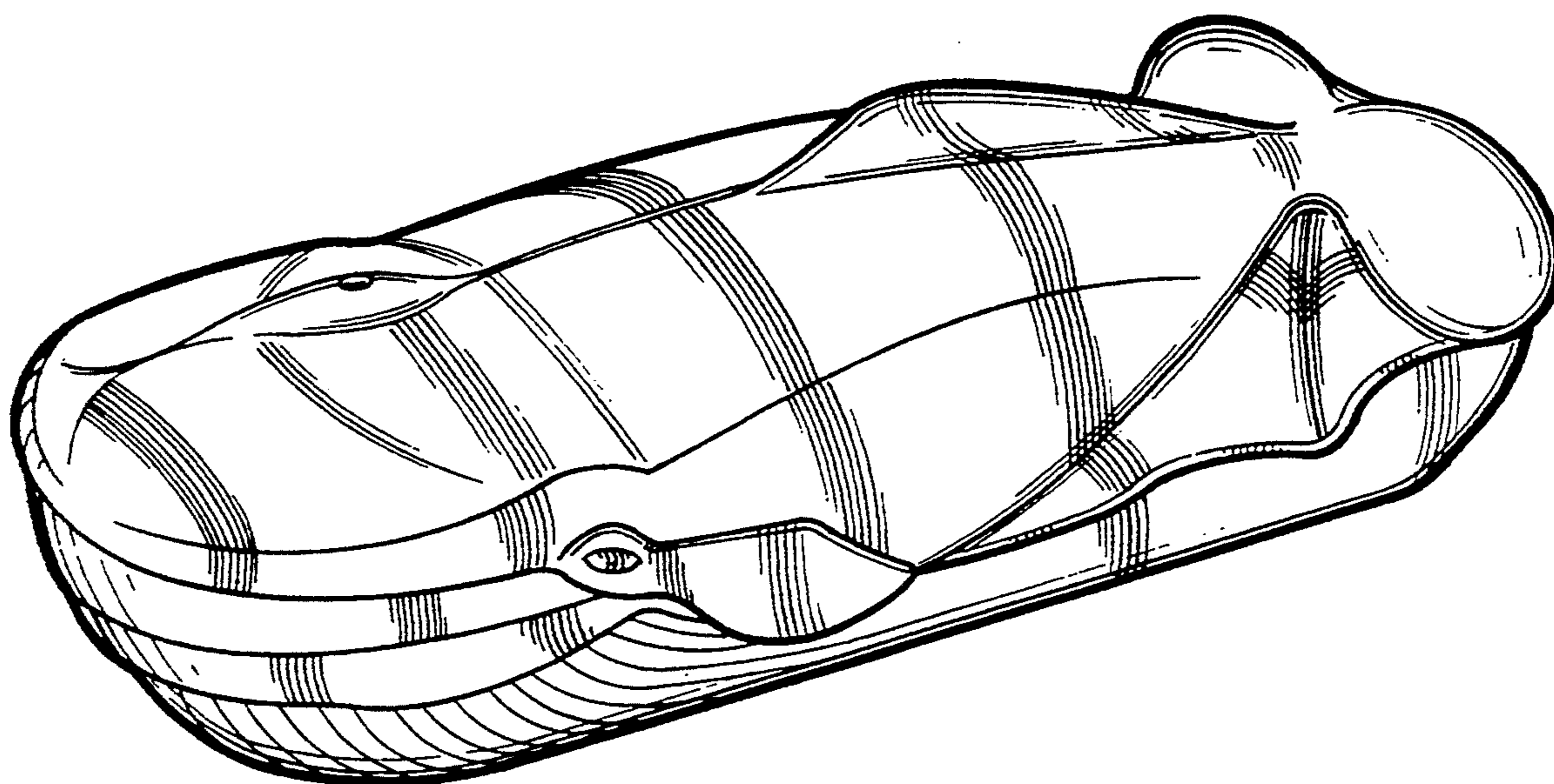
U.S. PATENT DOCUMENTS

The ornamental design for a storage box for school
supplies, as shown and described.

- D. 63,314 11/1923 Pease D9/310
- D. 192,772 5/1962 Kashe D21/157 X
- D. 199,648 11/1964 Reiner D19/85
- D. 208,780 10/1967 Smith D19/99 X
- D. 214,232 5/1969 Dale D21/157 X
- D. 324,545 3/1992 Phillips D19/75
- D. 326,475 5/1992 Alexander D19/65 X
- D. 328,183 7/1992 Harris D3/271 X
- D. 337,486 7/1993 Maggiore D21/157 X
- D. 338,041 8/1993 Cheng D19/82 X
- D. 344,408 2/1994 Meszaros et al. D3/271

DESCRIPTION

FIG. 1 is a top right front perspective view of a storage
box for school supplies showing our new design;
FIG. 2 is a right side elevational view thereof; the left
side elevational being a mirror image;
FIG. 3 is a top plan view thereof;
FIG. 4 is a front elevational view thereof;
FIG. 5 is a rear elevational view thereof; and,
FIG. 6 is a bottom plan view thereof.



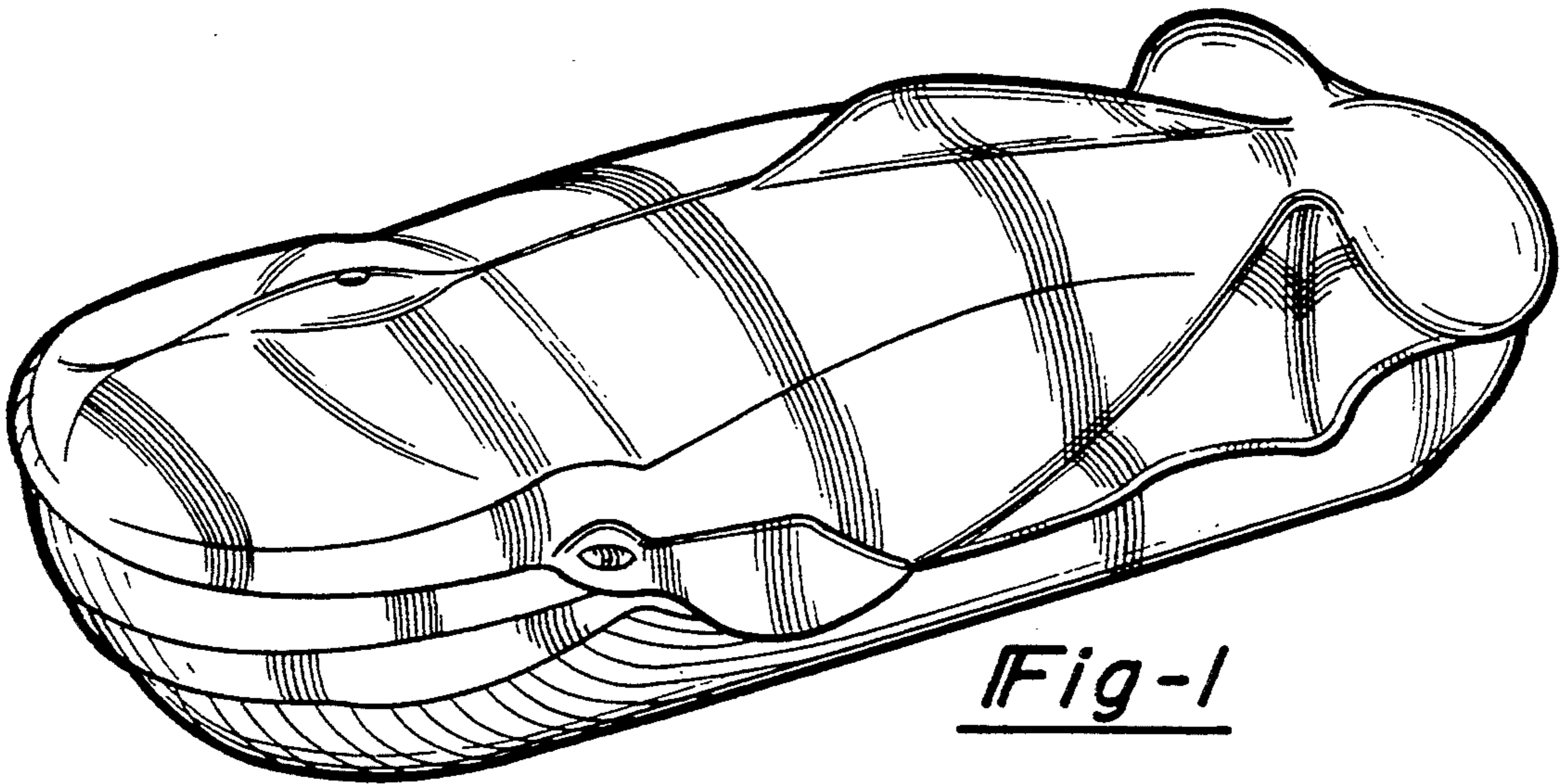


Fig-1

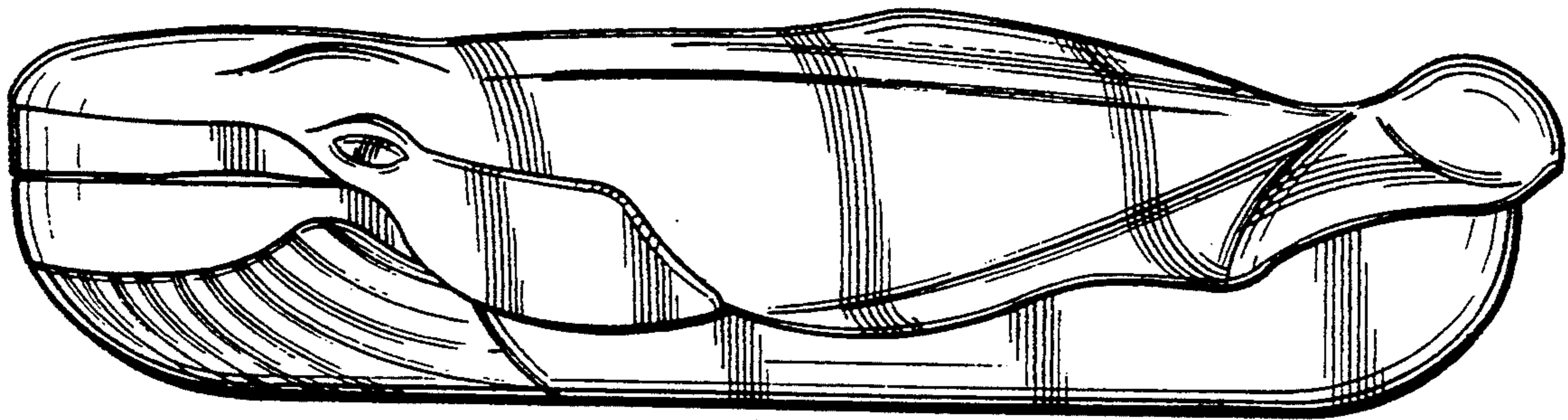


Fig-2

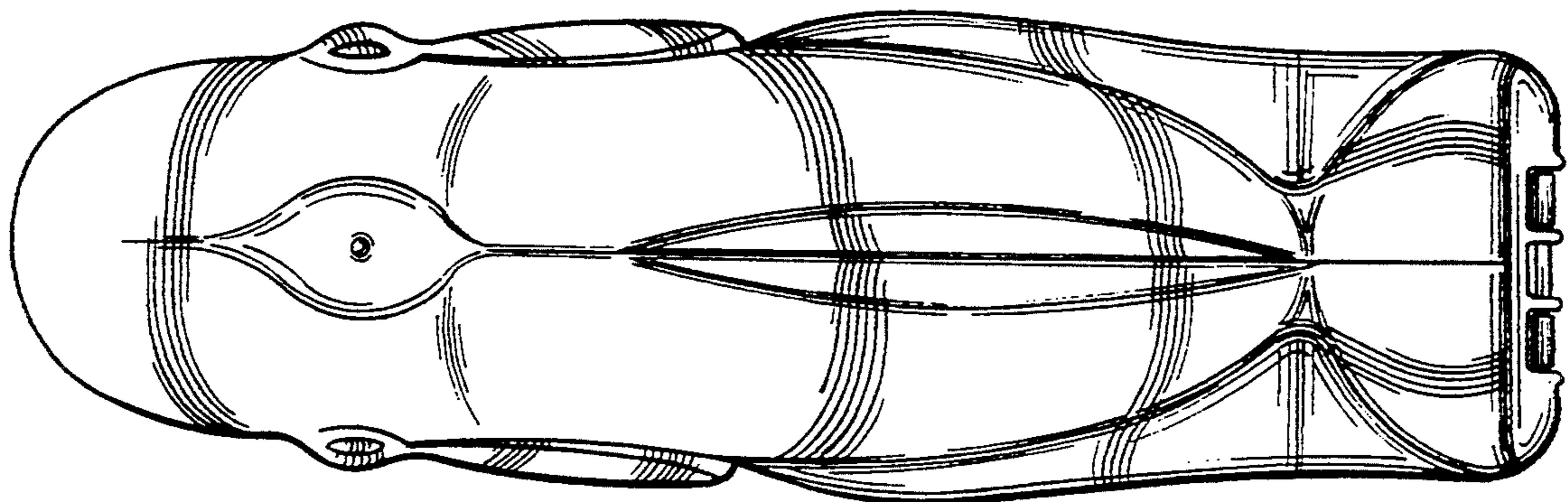


Fig-3

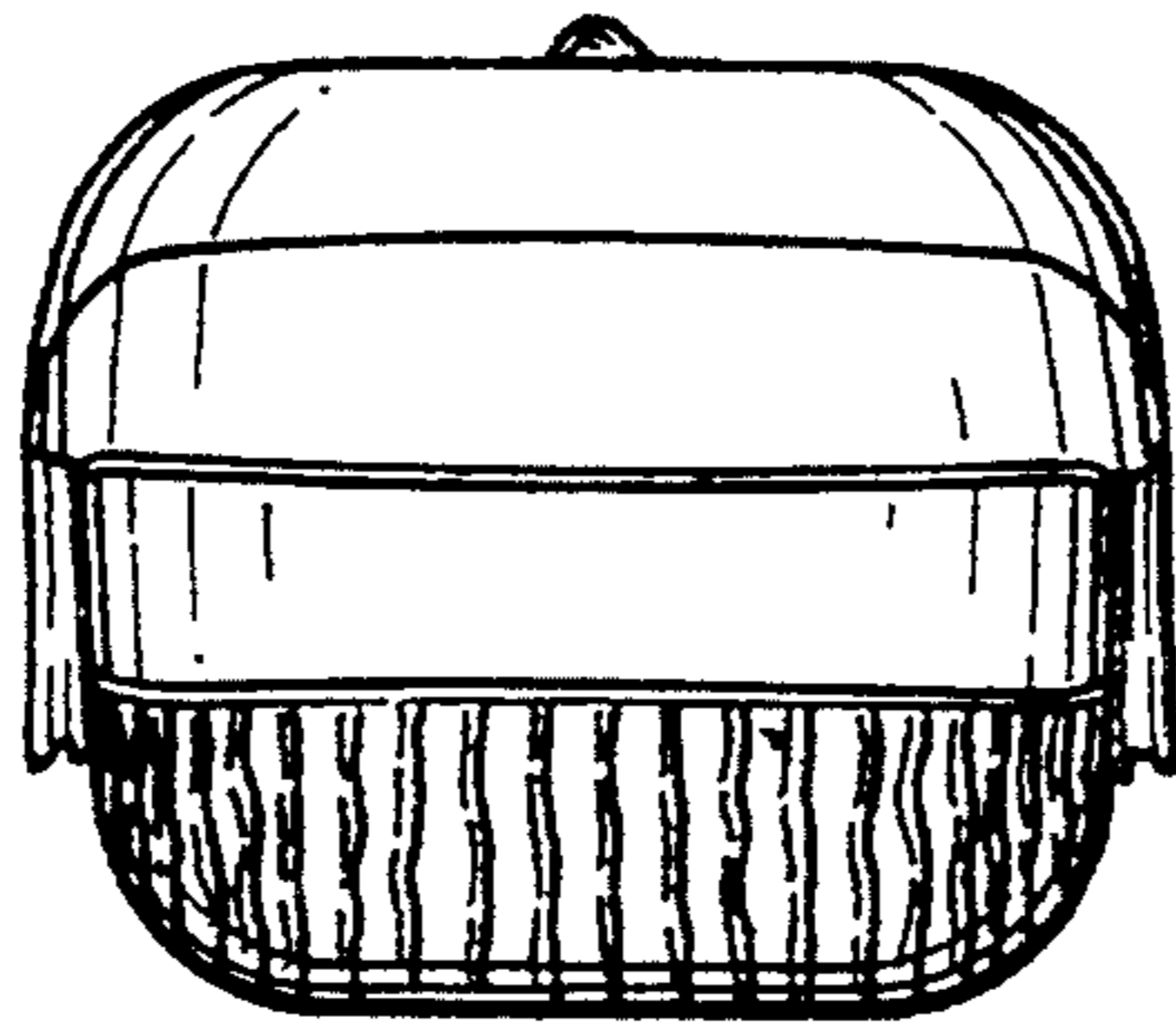


Fig-4




Fig-5

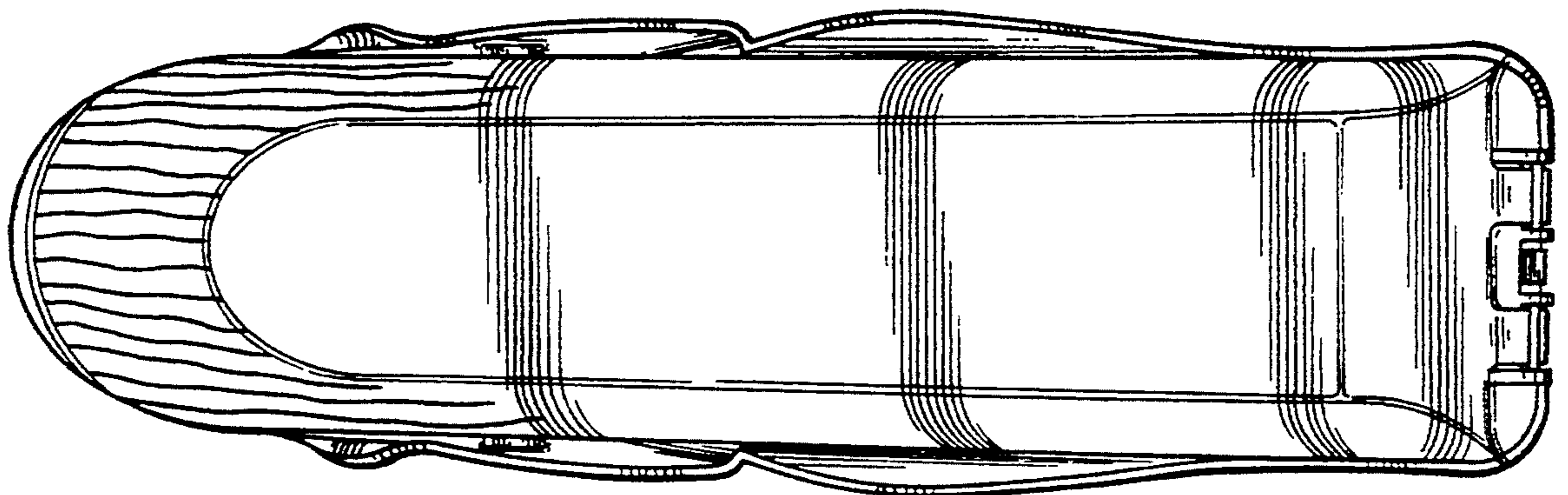


Fig-6