



US00D361785S

# United States Patent [19]

[11] Patent Number: **Des. 361,785**

Bressler et al.

[45] Date of Patent: **\*\* Aug. 29, 1995**

[54] **TAPE APPLICATOR**

[75] Inventors: **Peter W. Bressler; John D. Coleman,**  
both of Philadelphia, Pa.

[73] Assignee: **Tapelicator, Inc.,** Philadelphia, Pa.

[\*\*] Term: **14 Years**

[21] Appl. No.: **26,894**

[22] Filed: **Aug. 8, 1994**

[52] U.S. Cl. .... **D19/69; D19/67**

[58] Field of Search ..... **D19/65, 67, 68, 69,**  
**D19/99, 100; 225/6, 7, 19, 24, 25, 35, 34, 45, 56,**  
**65, 77, 89, 90; 156/510, 384, 523, 526, 527;**  
**242/84.8, 173, 562, 588.3**

[56] **References Cited**

**U.S. PATENT DOCUMENTS**

- D. 328,097 7/1992 Czech ..... D19/69
- D. 329,463 9/1992 Halm ..... D19/67 X
- D. 331,354 12/1992 Stern et al. .... D19/67 X
- 1,408,499 3/1922 Casterline et al. .... 225/41 X

- 1,572,063 2/1926 Black ..... D19/69 X
- 2,107,603 2/1938 Ellenburg ..... 242/562
- 2,400,435 5/1946 Nelson et al. .... 156/527
- 2,452,584 11/1948 Luebkehan ..... 156/523
- 3,187,968 6/1965 Favre ..... 225/56

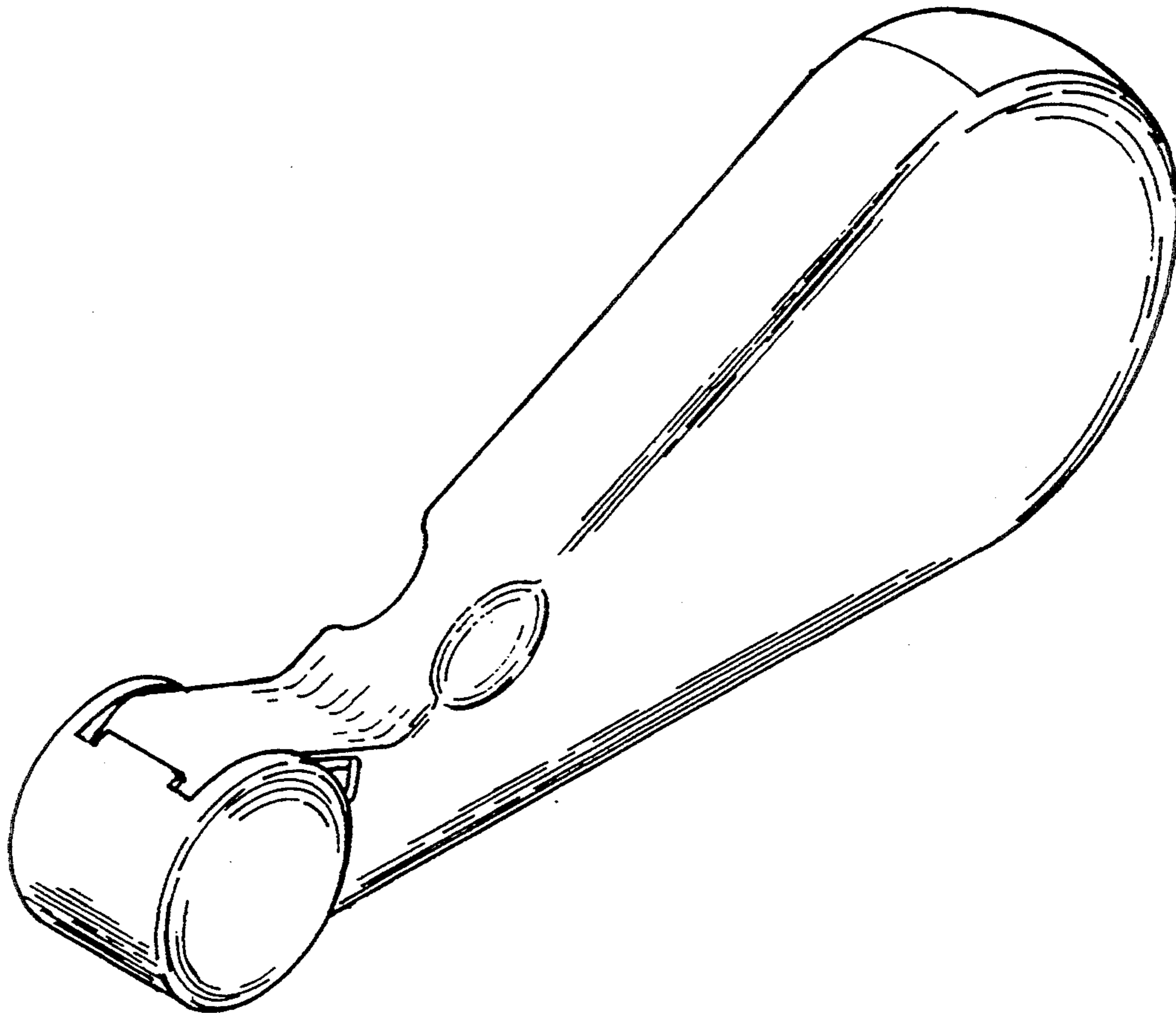
*Primary Examiner*—Martie Thompson  
*Attorney, Agent, or Firm*—Panitch Schwarze Jacobs & Nadel

[57] **CLAIM**

The ornamental design for a tape applicator, as shown and described.

**DESCRIPTION**

FIG. 1 is a perspective view of the tape applicator in accordance with our new design;  
FIG. 2 is a left-side elevational view thereof, a right-side elevational view being a mirror image thereof;  
FIG. 3 is a top plan view thereof;  
FIG. 4 is a bottom plan view thereof;  
FIG. 5 is a front elevational view thereof; and,  
FIG. 6 is a rear elevational view thereof.



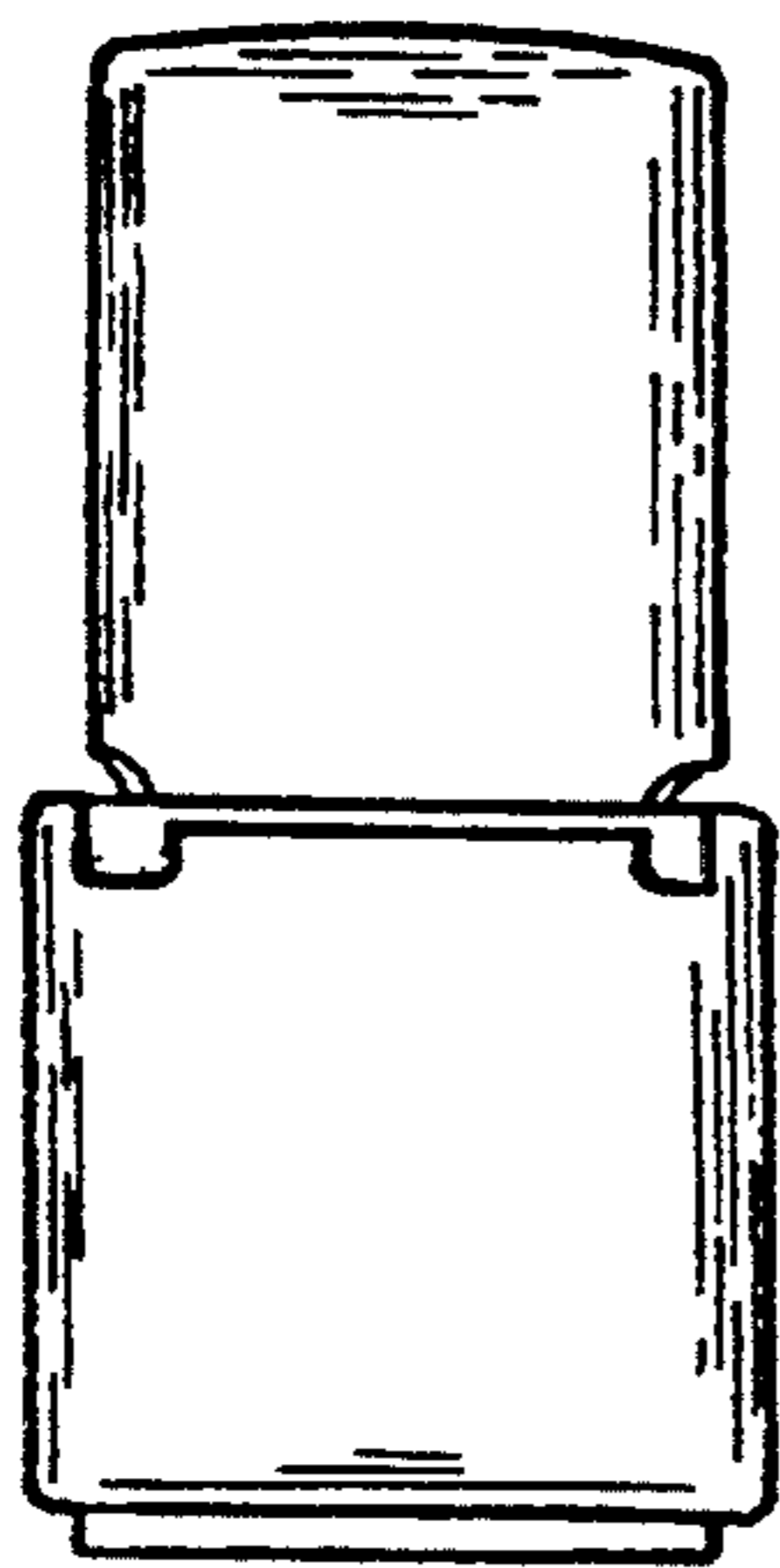


Fig. 5

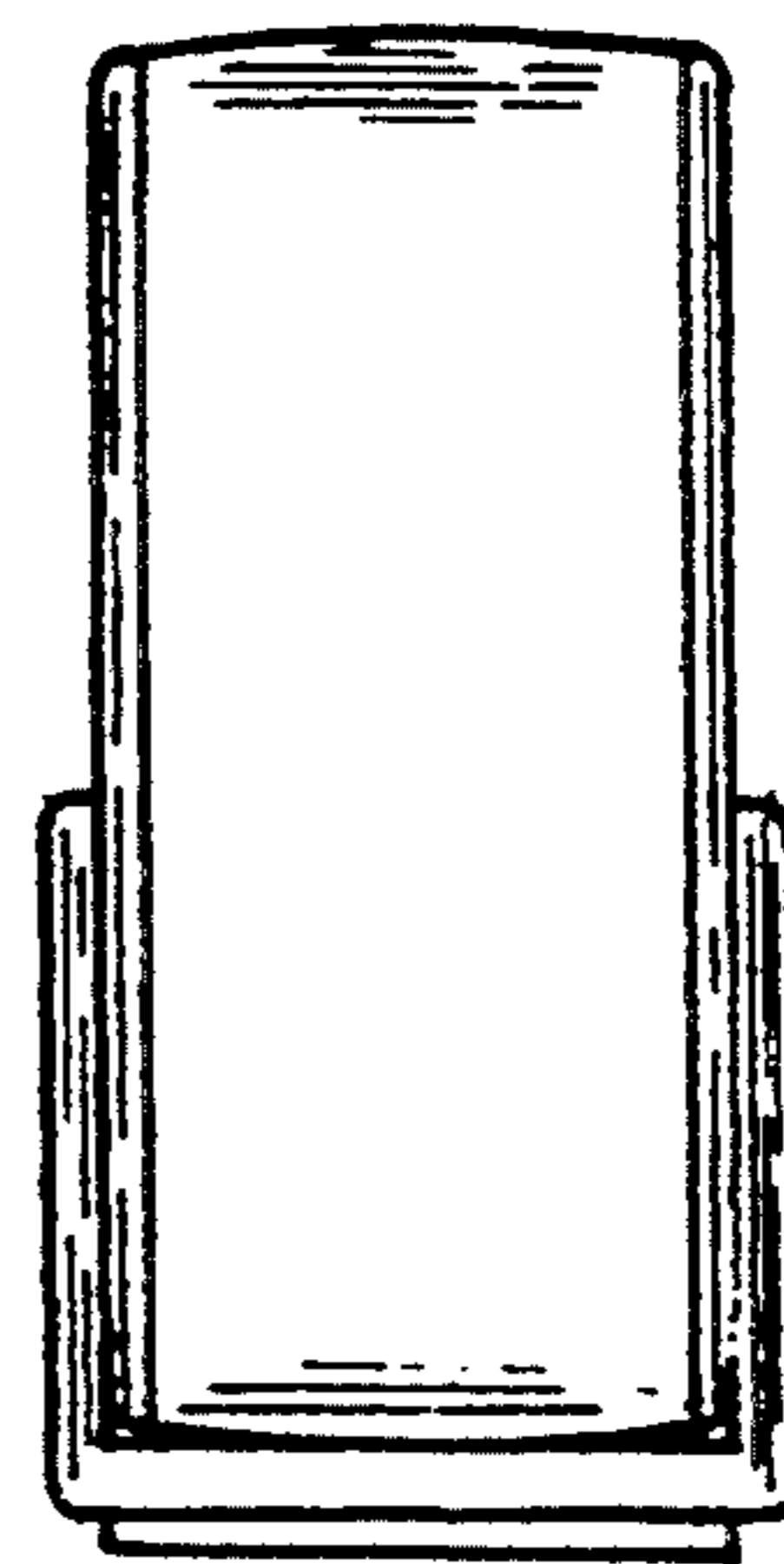


Fig. 6

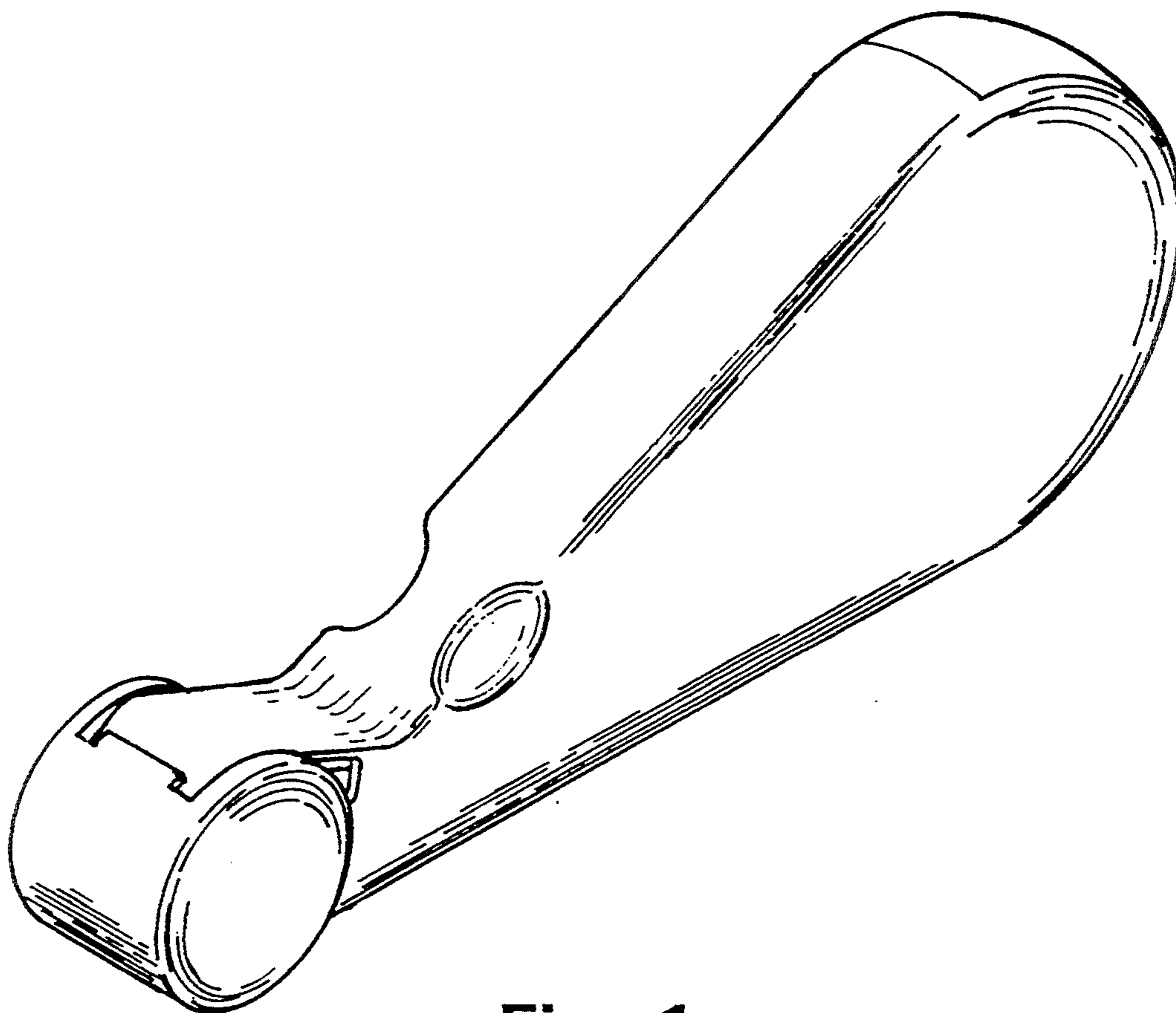


Fig. 1




Fig. 2




Fig. 3




Fig. 4