



US00D361773S

# United States Patent [19]

[11] Patent Number: **Des. 361,773**

**Jimenez**

[45] Date of Patent: **\*\* Aug. 29, 1995**

[54] **SEWING MACHINE**

*Attorney, Agent, or Firm—Young & Thompson*

[75] Inventor: **Antonio Jimenez, Meyrin, Switzerland**

[57] **CLAIM**

The ornamental design for a sewing machine, as shown and described.

[73] Assignee: **Mefina SA, Meyrin, Switzerland**

[\*\*] Term: **14 Years**

### DESCRIPTION

[21] Appl. No.: **15,465**

FIG. 1 is a front elevational view of a sewing machine showing my new design;

[22] Filed: **Nov. 17, 1993**

FIG. 2 is a rear elevational view thereof;

### [30] Foreign Application Priority Data

FIG. 3 is a side elevational view thereof from the right of FIG. 1;

May 17, 1993 [CH] Switzerland ..... 120 624

FIG. 4 is a side elevational view thereof from the left of FIG. 1;

[52] U.S. Cl. .... **D15/69**

FIG. 5 is a view thereof from the top of FIG. 1;

[58] Field of Search ..... **D15/66-76;**

FIG. 6 is a view thereof from the bottom of FIG. 2;

112/217.1-217.4, 258-262.1

FIG. 7 is a front perspective view taken from the left of FIG. 1;

### [56] References Cited

#### U.S. PATENT DOCUMENTS

- D. 214,853 8/1969 Rosenfeld ..... D15/76
- D. 217,511 5/1970 Zanuso et al. .... D15/68
- D. 243,841 3/1977 Arvai ..... D15/69
- D. 277,007 1/1985 Rosenblad ..... D15/69
- D. 278,438 4/1985 Giugiaro ..... D15/70
- D. 298,140 10/1988 Miller ..... D15/69

FIG. 8 is a front perspective view taken from the right of FIG. 1;

FIG. 9 is a rear perspective view taken from the right of FIG. 2;

FIG. 10 is a rear perspective view taken from the left of FIG. 2;

#### OTHER PUBLICATIONS

Abitare, Jun. 1982 p. 6 Necchi sewing machine.


FIG. 11 is a fragmentary front elevational view, on an enlarged scale, showing the region of the needle of the sewing machine;

FIG. 12 is a front perspective view taken from the right of FIG. 11; and,

*Primary Examiner—Terry A. Wallace*

*Assistant Examiner—Sandra Morris*

FIG. 13 is a rear perspective view taken from the left of FIG. 11.






Fig. 1




Fig. 2




Fig. 3

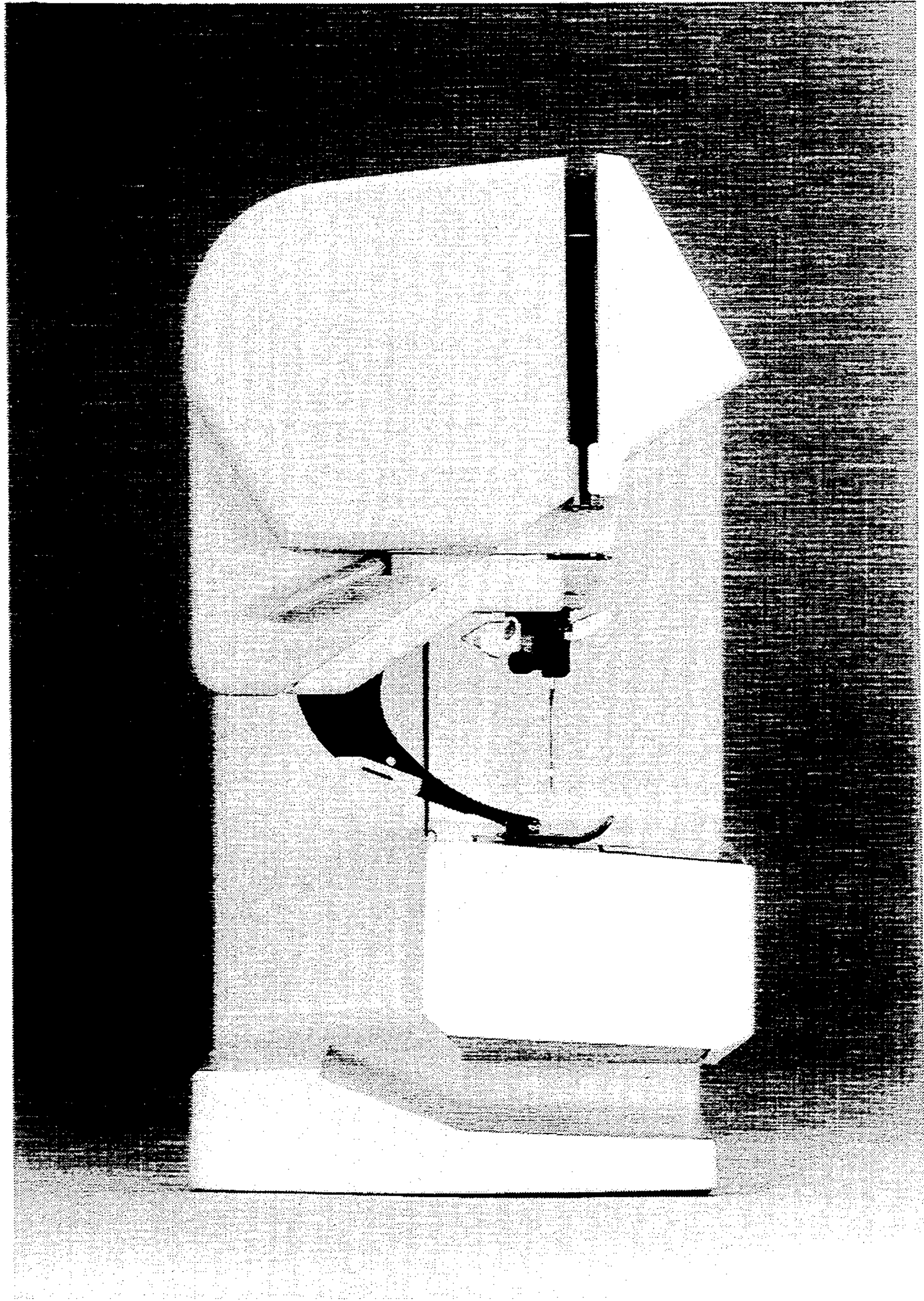


Fig. 4




Fig. 5




Fig. 6




Fig. 7






Fig. 8




Fig. 9




Fig. 10




Fig. 11

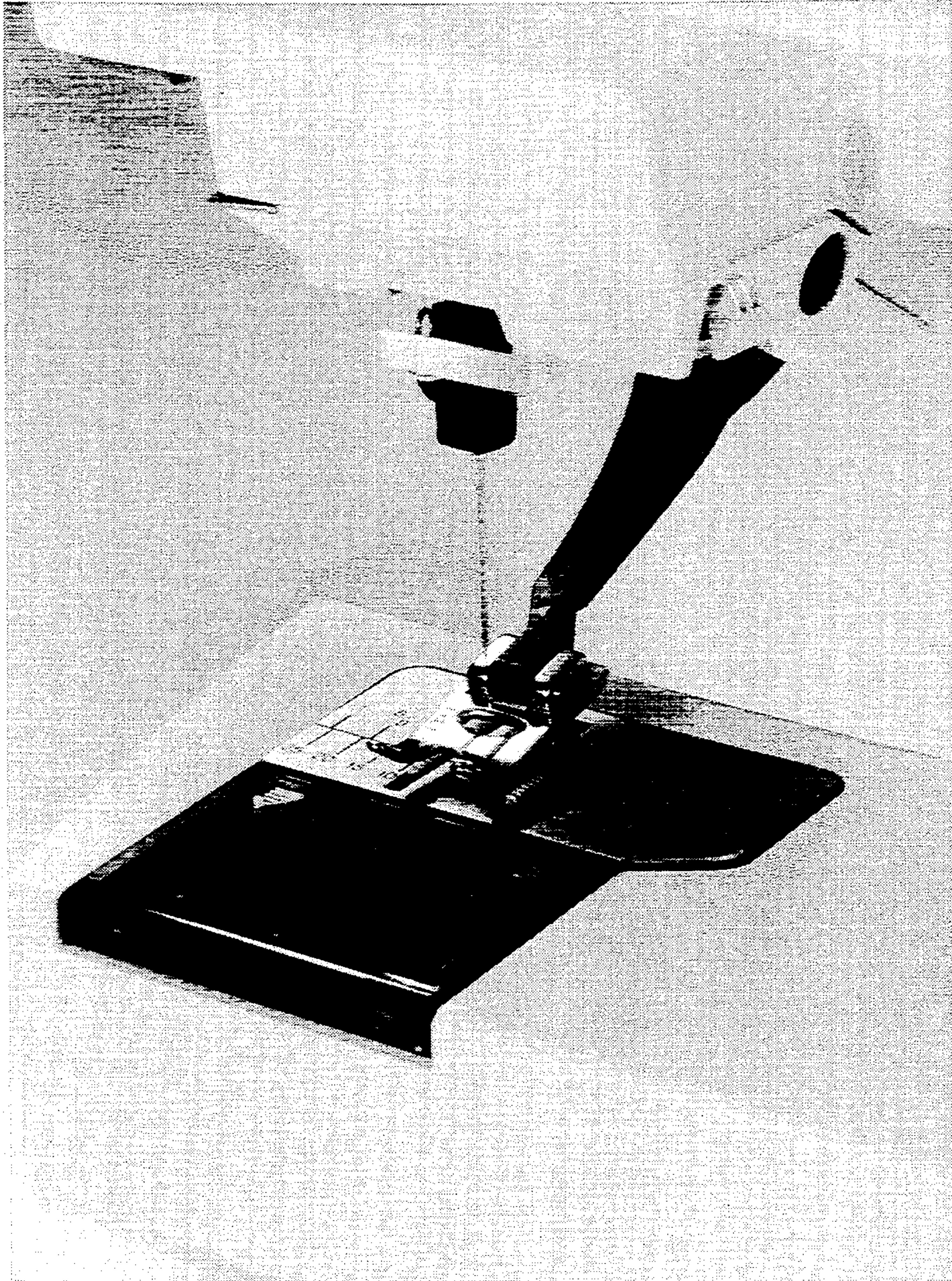


Fig. 12

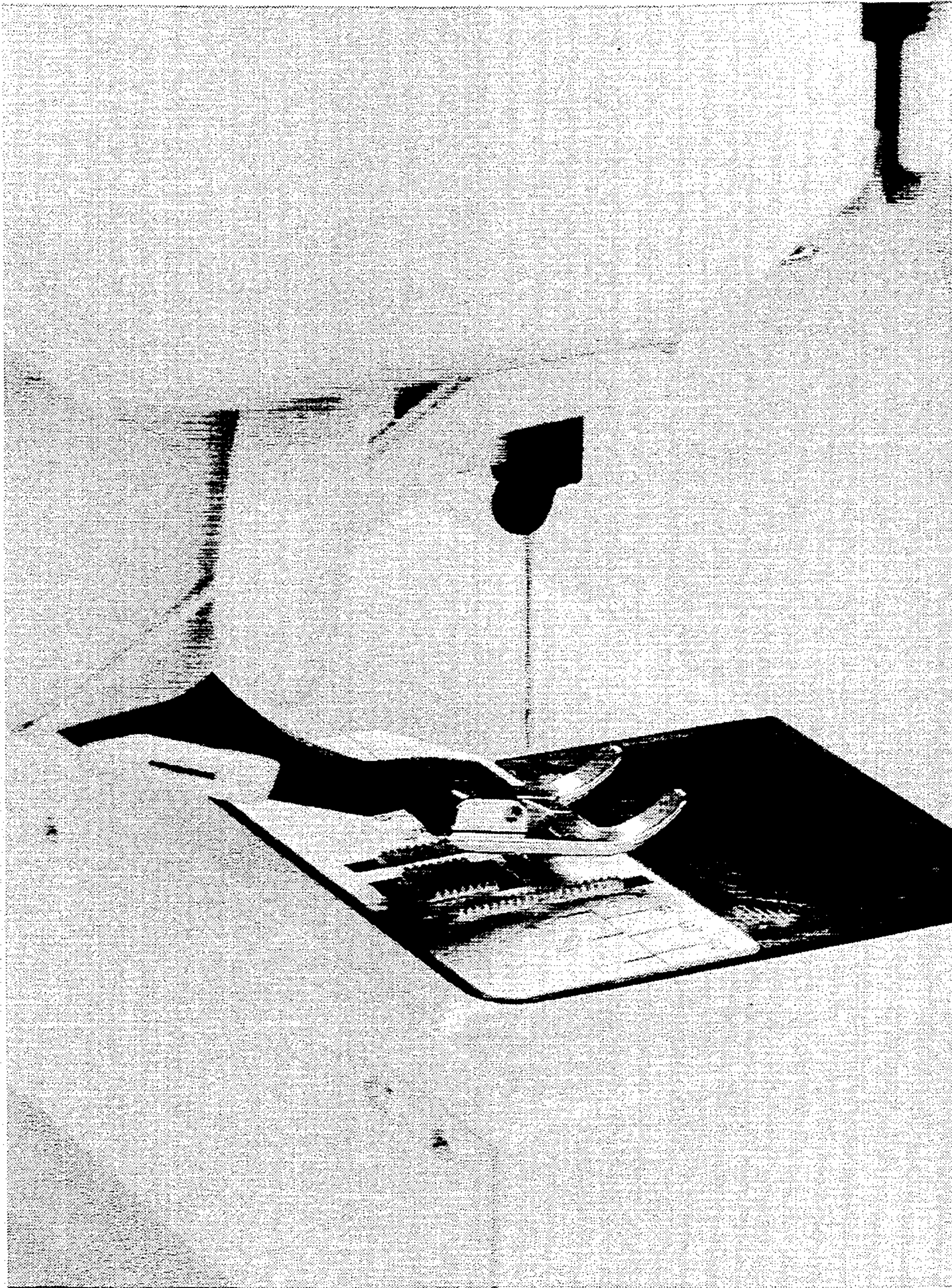


Fig. 13