



US00D361764S

United States Patent [19]

[11] Patent Number: **Des. 361,764**

Brandt et al.

[45] Date of Patent: **** Aug. 29, 1995**

[54] **COMBINED TELEPHONE AND MODEM CASE FOR A COMPUTER-BASED MULTIFUNCTION COMMUNICATIONS SYSTEM**

[75] Inventors: **Dean Brandt**, Minneapolis; **Greg Johnson**, Fridley, both of Minn.

[73] Assignee: **Multi-Tech Systems, Inc.**, Mounds View, Minn.

[**] Term: **14 Years**

[21] Appl. No.: **29,417**

[22] Filed: **Oct. 5, 1994**

D. 291,443	8/1987	Pedinielli et al.	D14/107
D. 295,178	4/1988	Pedinelli et al.	D14/107
D. 297,633	9/1988	Peroni	D13/184
D. 303,252	9/1989	Shih	D14/107
D. 309,731	8/1990	Takai	D14/107
D. 311,520	10/1990	Serio, Jr.	D13/184
D. 316,552	4/1991	Miozzo	D14/151 X
4,297,530	10/1981	Kessler	174/52.1 X

Primary Examiner—Jeffrey Asch
Attorney, Agent, or Firm—Schwegman, Lundberg & Woessner

Related U.S. Application Data

[62] Division of Ser. No. 2,439, Dec. 9, 1992, Pat. No. Des. 355,653.

[52] U.S. Cl. **D14/149; D14/107; D14/242**

[58] **Field of Search** D14/240, 242, 140, 142, D14/151, 107, 109, 113, 114, 143, 144; D13/162, 164, 184, 199; 174/67.5, 52.1; 361/641, 658, 673, 679, 724, 728, 730, 825

[56] References Cited

U.S. PATENT DOCUMENTS

D. 263,472	3/1982	Nishi et al.	D14/109
D. 269,345	6/1983	Payne, Jr. et al.	D14/107

[57] CLAIM

The ornamental design for a combined telephone and modem case for a computer based multifunction communication system, as shown and described.

DESCRIPTION

FIG. 1 is a front, top, and left side perspective view of a combined telephone and modem case for a computer-based multifunction communication system showing our new design;

FIG. 2 is a top plan view thereof;

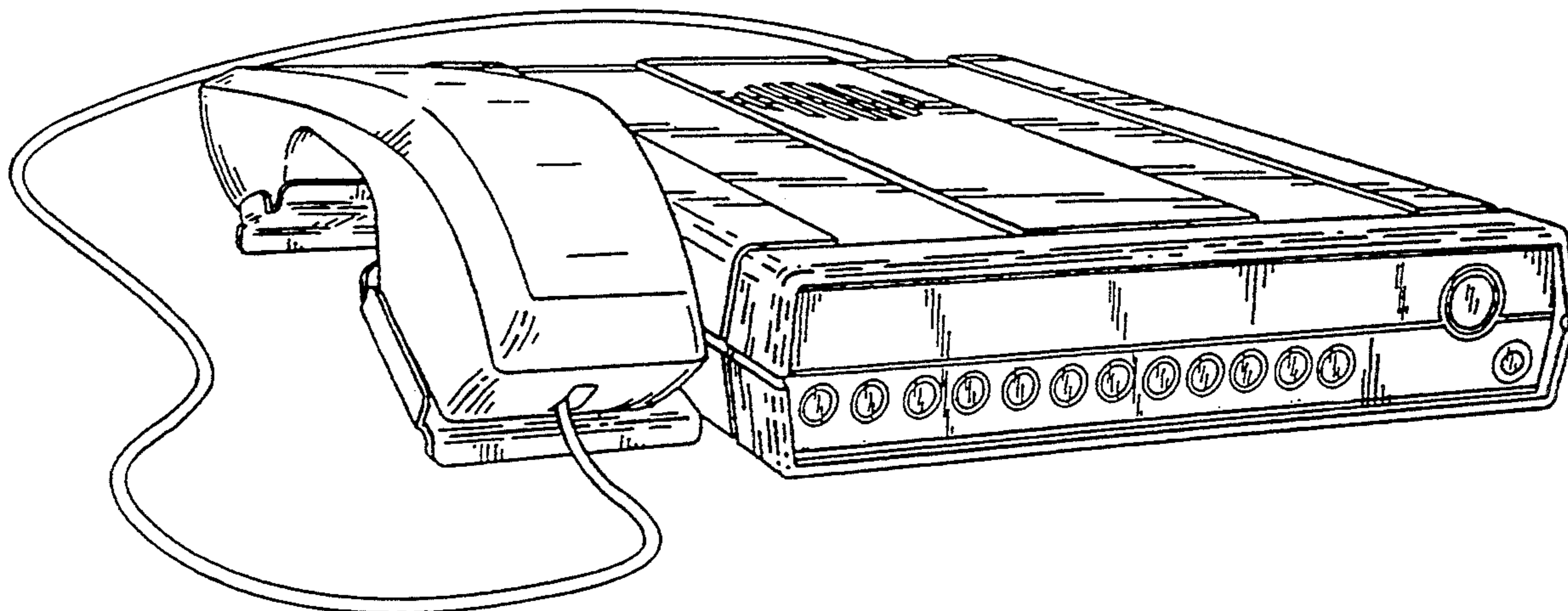
FIG. 3 is a front elevational view thereof;

FIG. 4 is a rear elevational view thereof, the broken line showings are for illustrative purposes only and form no part of the claimed design;

FIG. 5 is a bottom plan view thereof;

FIG. 6 is a left side elevational view thereof; and,

FIG. 7 is a right side elevational view thereof.



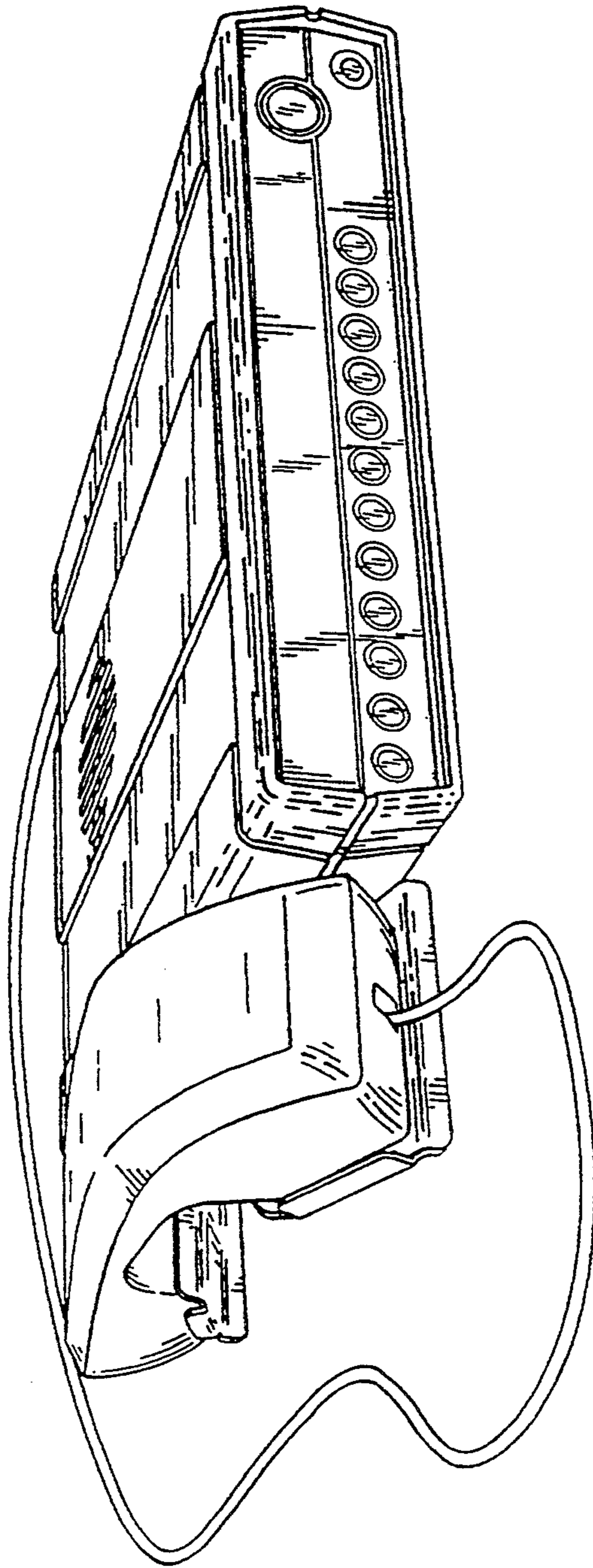


FIG. 1




FIG. 2

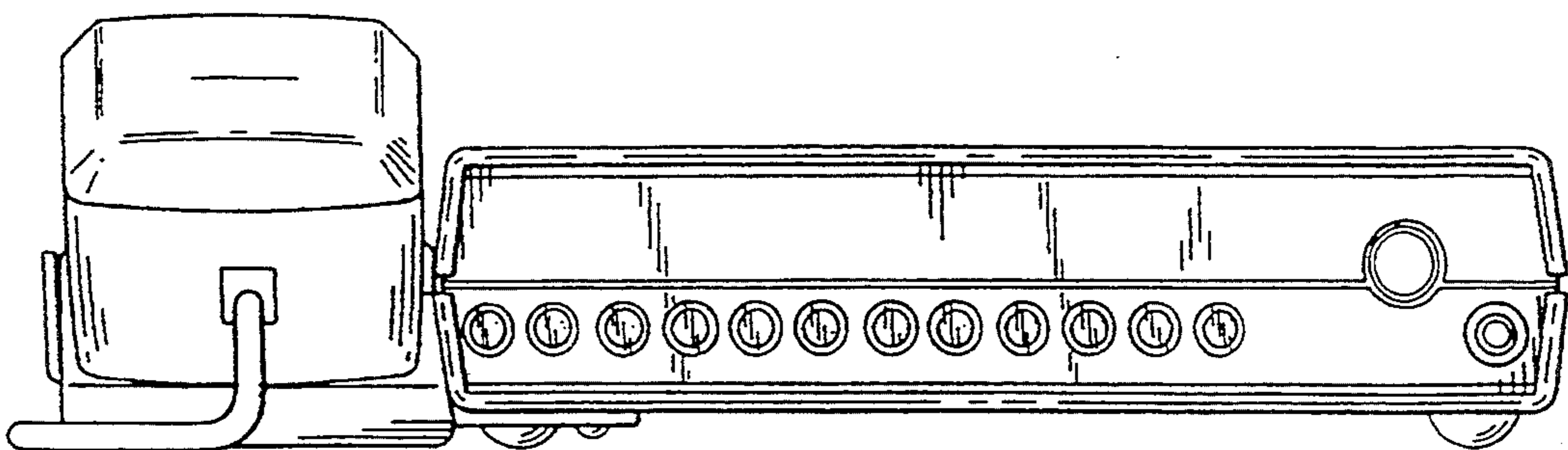


FIG. 3

FIG. 4

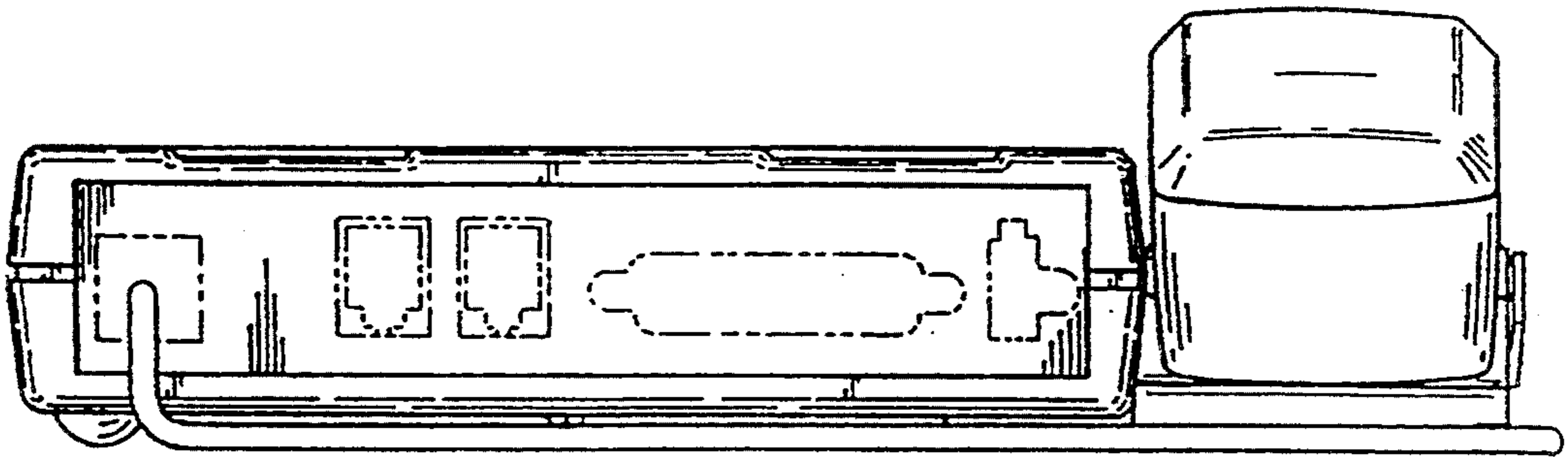


FIG. 5

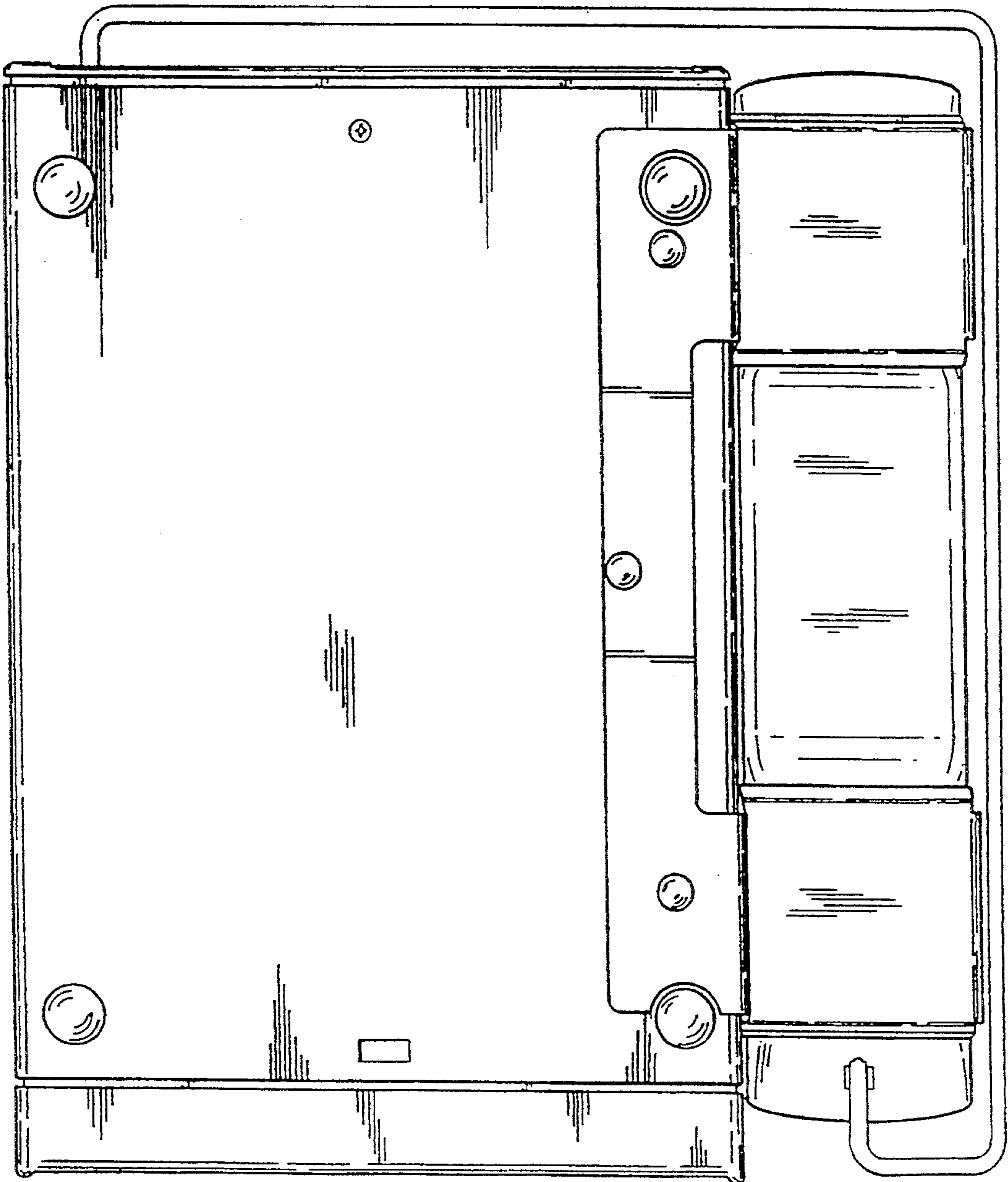


FIG. 6




FIG. 7

