



US00D361760S

United States Patent [19] Chung

[11] Patent Number: **Des. 361,760**

[45] Date of Patent: **** Aug. 29, 1995**

[54] **TRACKBALL**

[75] Inventor: **Stephen Chung**, Taipei Hsien, Taiwan

[73] Assignee: **Silitek Corporation**, Taipei, Taiwan

[**] Term: **14 Years**

[21] Appl. No.: **16,466**

[22] Filed: **Dec. 17, 1993**

[52] U.S. Cl. **D14/114**

[58] Field of Search D14/100, 114; D13/158;
D21/48; 178/18-9; 200/5 R, 5 A, 6 R, 6 A;
213/148 B; 273/148 B; 345/156-167; 74/471

D. 348,083 6/1994 Smith, III et al. D21/48
4,952,919 8/1990 Nippoldt D14/114 X
5,122,654 6/1992 Koh et al. D14/114 X

Primary Examiner—Melanie H. Tung
Attorney, Agent, or Firm—Browdy and Neimark

[57] **CLAIM**

The ornamental design for a trackball, as shown and described.

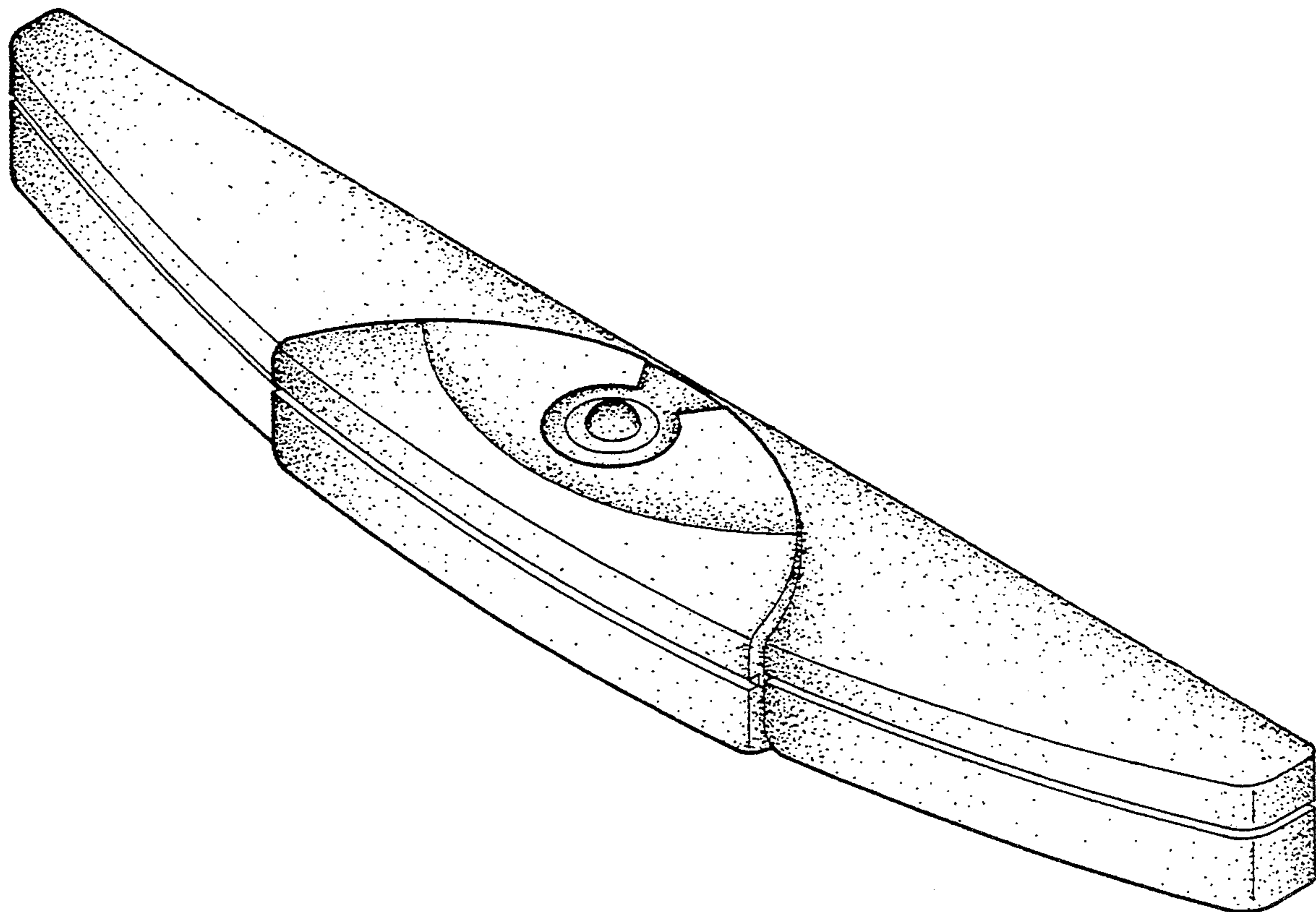
DESCRIPTION

FIG. 1 is the perspective view of a design for trackball showing my design;
FIG. 2 is the front elevational view thereof;
FIG. 3 is the rear elevational view thereof;
FIG. 4 is the left side elevational view thereof;
FIG. 5 is the right side elevational view thereof;
FIG. 6 is a top plan view thereof; and,
FIG. 7 is a bottom plan view thereof.

[56] **References Cited**

U.S. PATENT DOCUMENTS

D. 292,600 11/1987 Wagner D14/114 X
D. 297,952 10/1988 Ishiwata D21/48
D. 342,241 12/1993 Ashmun et al. D14/114



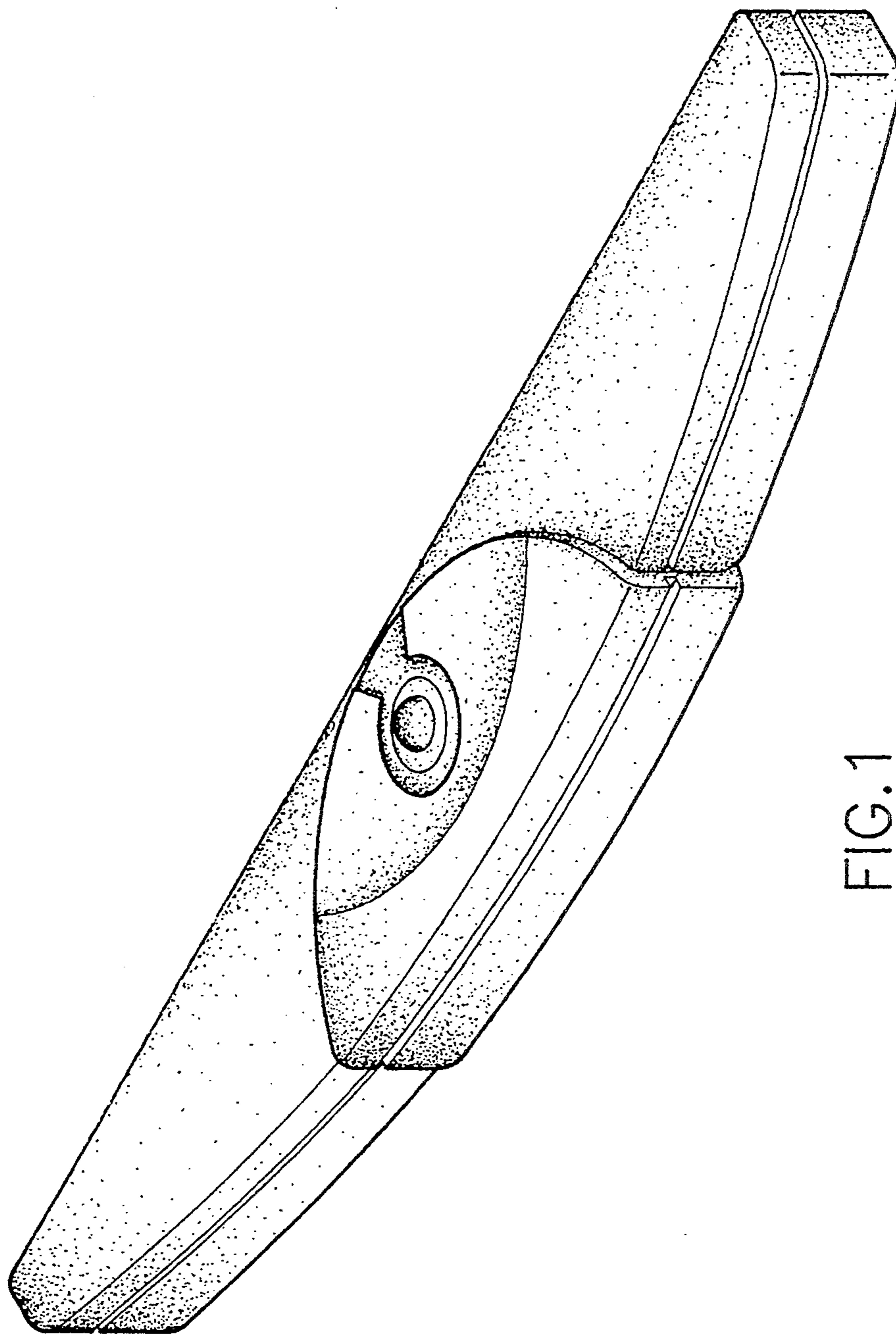


FIG.1




FIG. 2




FIG. 3




FIG.5

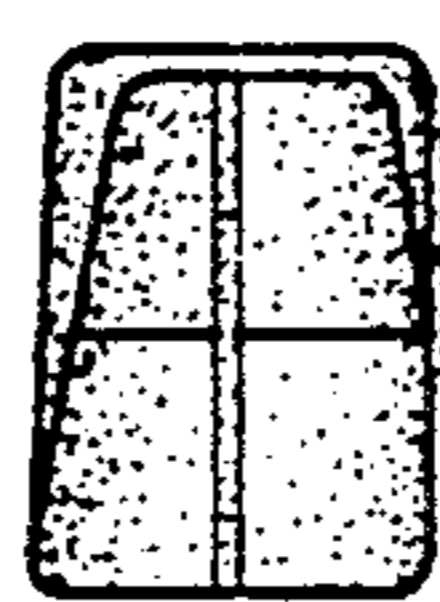


FIG.4

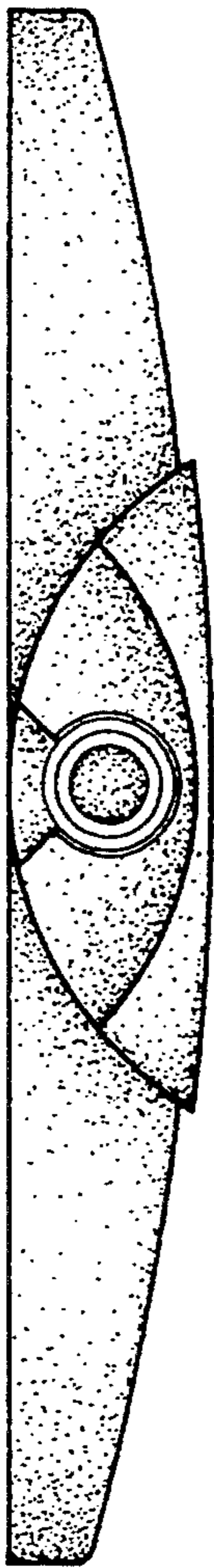


FIG. 6

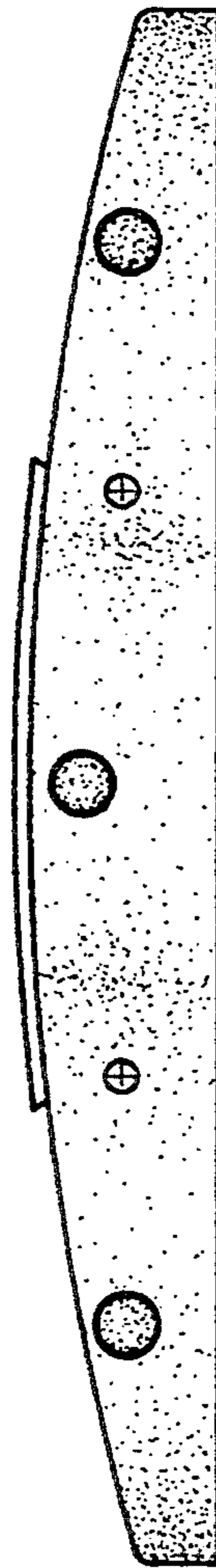


FIG. 7