



US00D361728S

United States Patent [19]
Bulgari

[11] **Patent Number: Des. 361,728**

[45] **Date of Patent: ** Aug. 29, 1995**

[54] **WRISTWATCH**

[75] **Inventor: Giovanni Bulgari, Rome, Italy**

[73] **Assignee: Gianni Bulgari S.p.A., Rome, Italy**

[**] **Term: 14 Years**

[21] **Appl. No.: 26,006**

[22] **Filed: Jul. 28, 1994**

[30] **Foreign Application Priority Data**

Jan. 31, 1994 [WO] WIPO DMA/002411
[52] **U.S. Cl. D10/39; D10/36**
[58] **Field of Search D10/1-40,**
D10/122-132; 368/280-282, 276-277, 285

[56] **References Cited**

U.S. PATENT DOCUMENTS

D. 161,485 1/1951 Megar D10/39
D. 266,058 9/1982 Kanoui D10/39
D. 351,799 10/1994 Bulgari D10/39
D. 353,544 12/1994 Reich D10/32
2,749,634 6/1956 Billett D10/32 X

FOREIGN PATENT DOCUMENTS

204293 4/1939 Switzerland 368/285

OTHER PUBLICATIONS

European Jeweler (U.Z.)—Oct. 1986—p. 129—Watch, 2nd from right.

European Jeweler (U.Z.)—Apr. 1984—p. 89—Watches.

Swiss Watch & Jewellery Journal—Feb. 1989—p. 242—Watch.

Primary Examiner—Nelson C. Holtje

Attorney, Agent, or Firm—Sughrue, Mion, Zinn, Macpeak & Seas

[57] **CLAIM**

The ornamental design for a wristwatch, as shown and described.

DESCRIPTION

FIG. 1 is a perspective view of a wristwatch showing my new design;

FIG. 2 is a top plan view thereof;

FIG. 3 is a bottom plan view thereof;

FIG. 4 is a side elevational view of one side thereof;

FIG. 5 is a side elevational view of an opposite side thereof;

FIG. 6 is an end elevational view of one end thereof; and,

FIG. 7 is an end elevational view of an opposite end thereof.

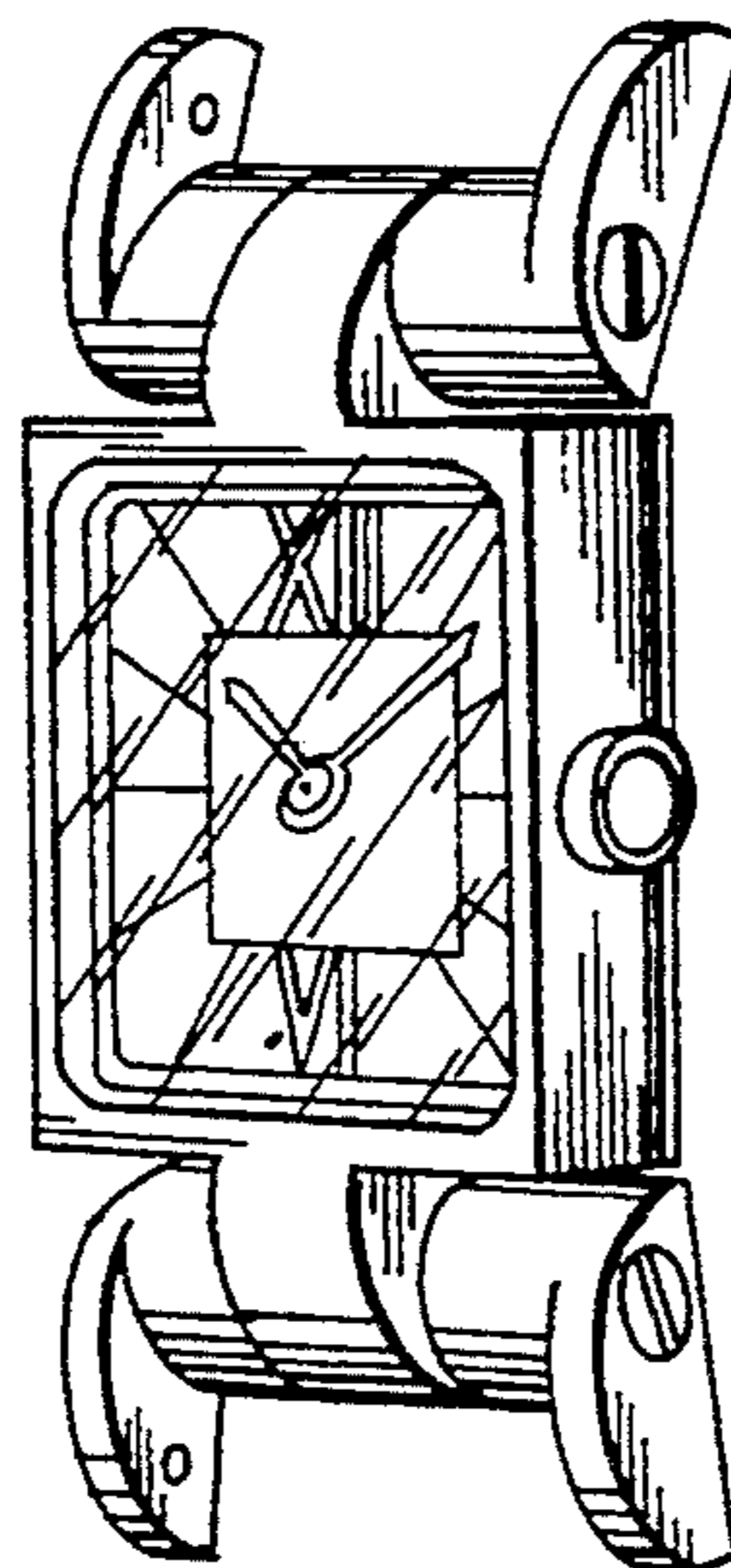


FIG. 1

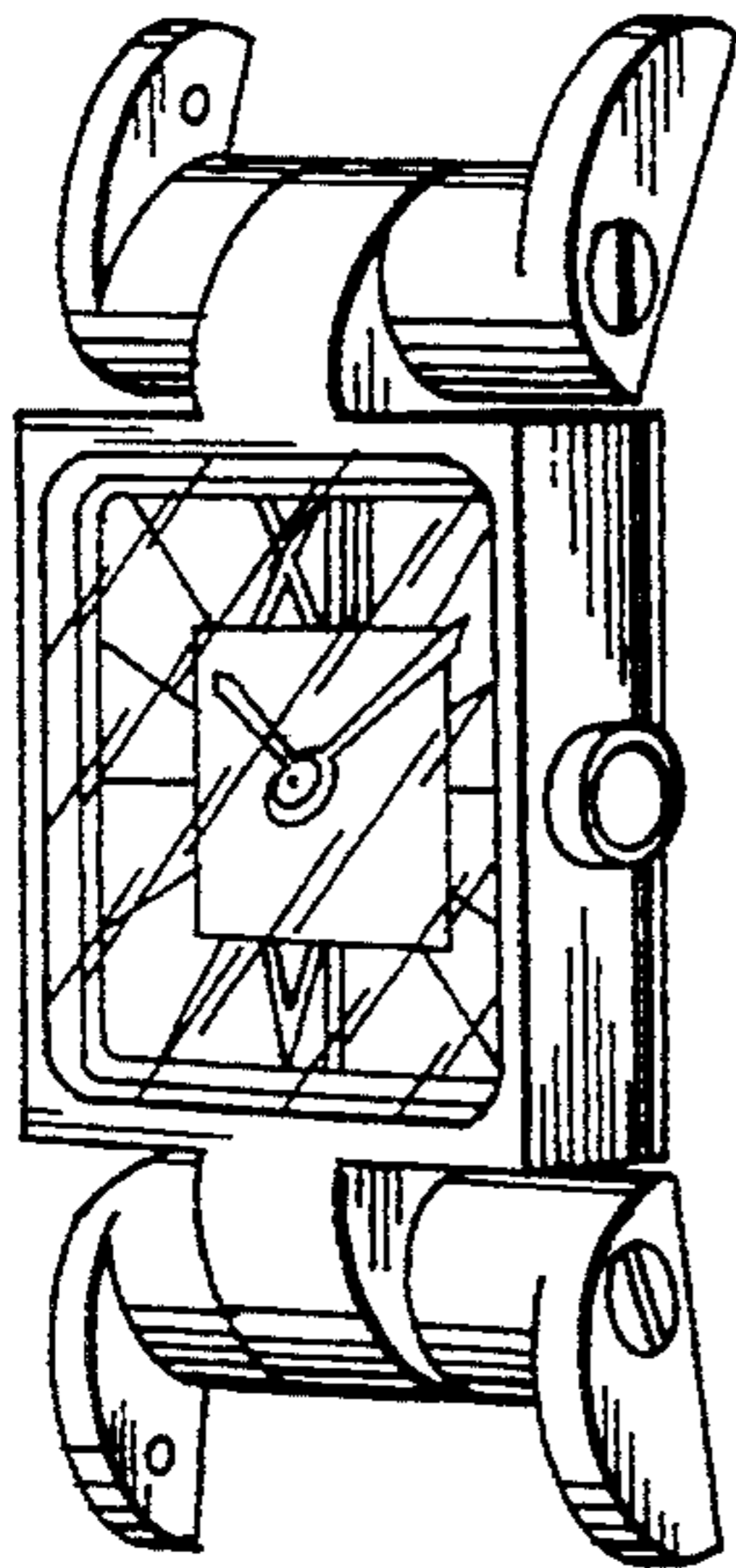


FIG. 2

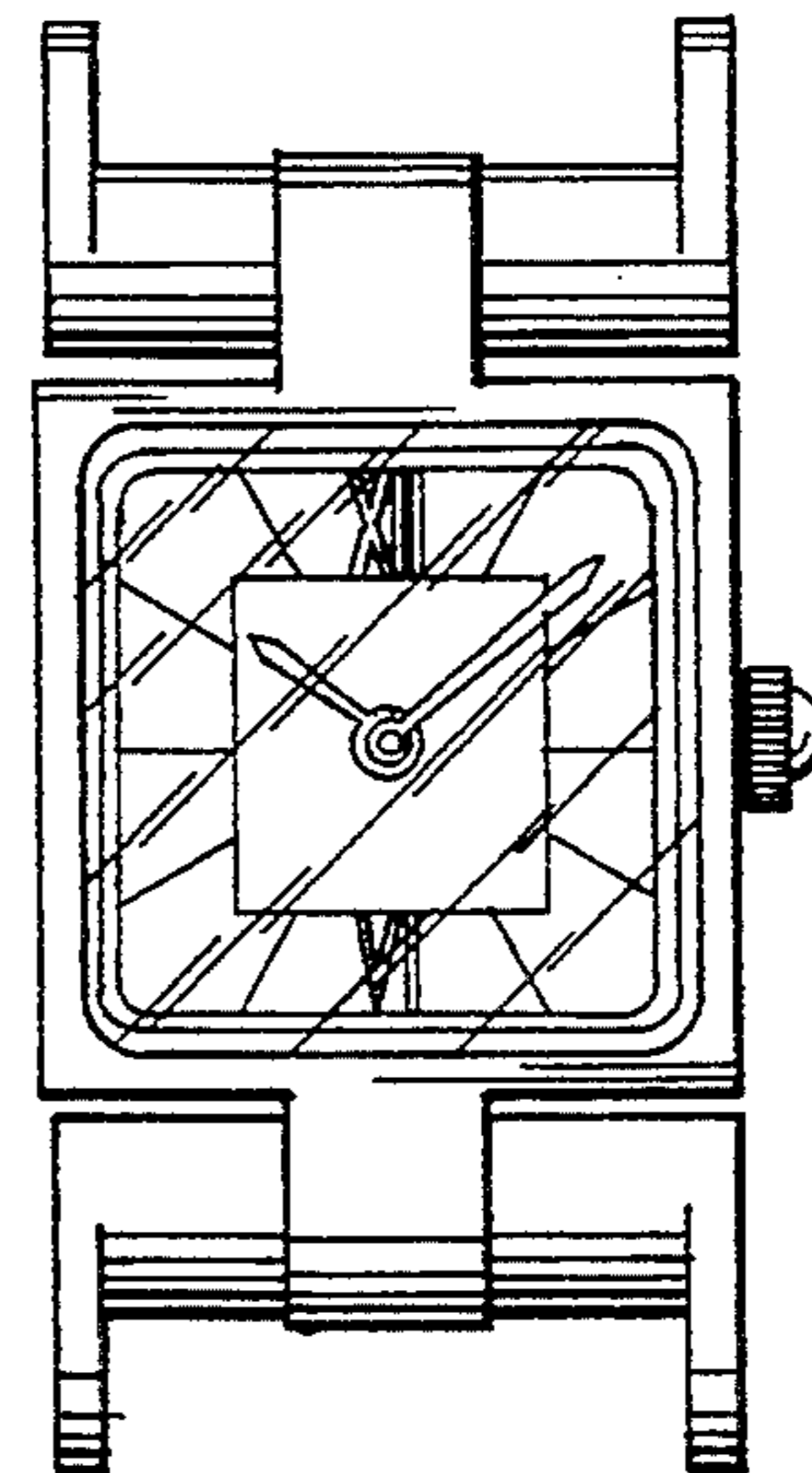


FIG. 3

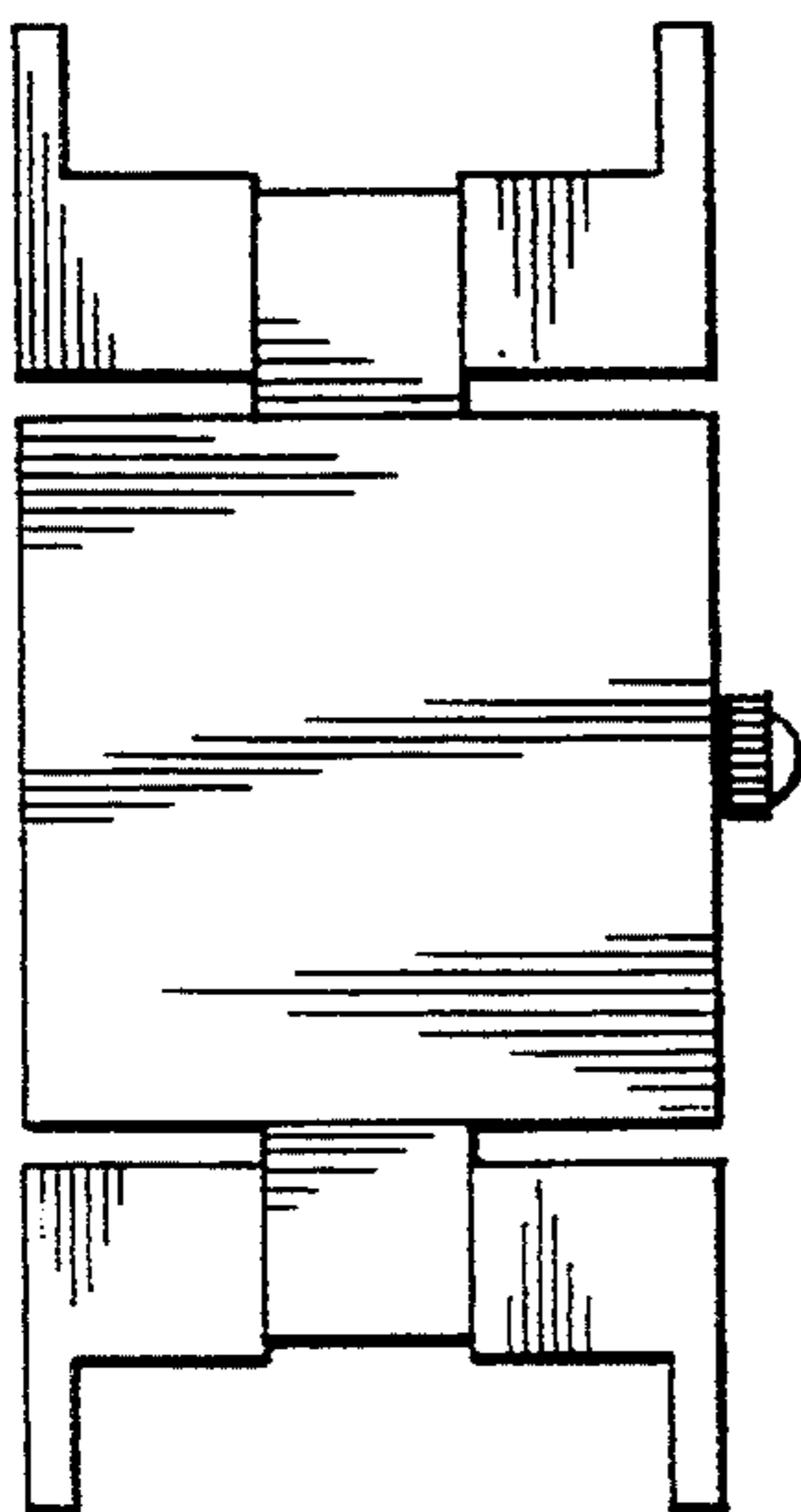


FIG. 4



FIG. 5




FIG. 6

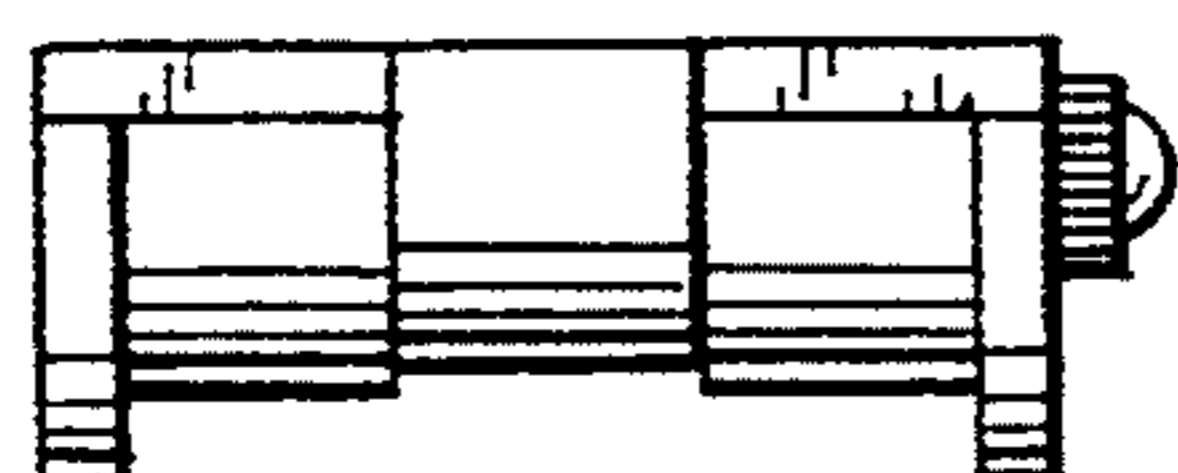


FIG. 7

