



US00D361725S

United States Patent [19]

[11] Patent Number: **Des. 361,725**

Scheufele

[45] Date of Patent: **** Aug. 29, 1995**

[54] WATCH AND BRACELET

[56] References Cited

[75] Inventor: **Karl-Friedrich Scheufele,**
Promenthoux, Switzerland

U.S. PATENT DOCUMENTS

D. 289,740 5/1987 Ketner D10/30
D. 326,229 5/1992 St. Dizier D10/32
D. 327,444 6/1992 Murakami D10/30 X

[73] Assignee: **Le Petit Fils de L.U. Chopard & Cie/S.A.,** Meyrin, Switzerland

OTHER PUBLICATIONS

European Jeweler, Jan. 1988, p. 64 (See Circled Watch, lower right).

[*] Notice: The portion of the term of this patent subsequent to Jul. 11, 2009 has been disclaimed.

Jeweler's Circular-Keystone, Oct. 1985, p. 124 (See Circled Watch, lower right).

[**] Term: **14 Years**

Primary Examiner—Martie Thompson
Attorney, Agent, or Firm—McGlew and Tuttle

[21] Appl. No.: **770,955**

[57] CLAIM

The ornamental design for a watch and bracelet, as shown and described.

[22] Filed: **Oct. 2, 1991**

DESCRIPTION

[30] Foreign Application Priority Data

Apr. 4, 1991 [XH] Hague Agreement 15/8153

[52] U.S. Cl. **D10/32; D10/39; D10/126**

[58] Field of Search **D10/1-29, D10/30-39, 40, 122-132; 368/82-84, 239-242, 276, 277, 280-282, 285, 318, 322, 323**

FIG. 1 is a right side elevational view of a watch and bracelet showing my new design;

FIG. 2 is a left side elevational view;


FIG. 3 is a right front perspective view;

FIG. 4 is a bottom plan view;

FIG. 5 is a top plan view;

FIG. 6 is a rear elevational view; and,

FIG. 7 is a front elevational view thereof.



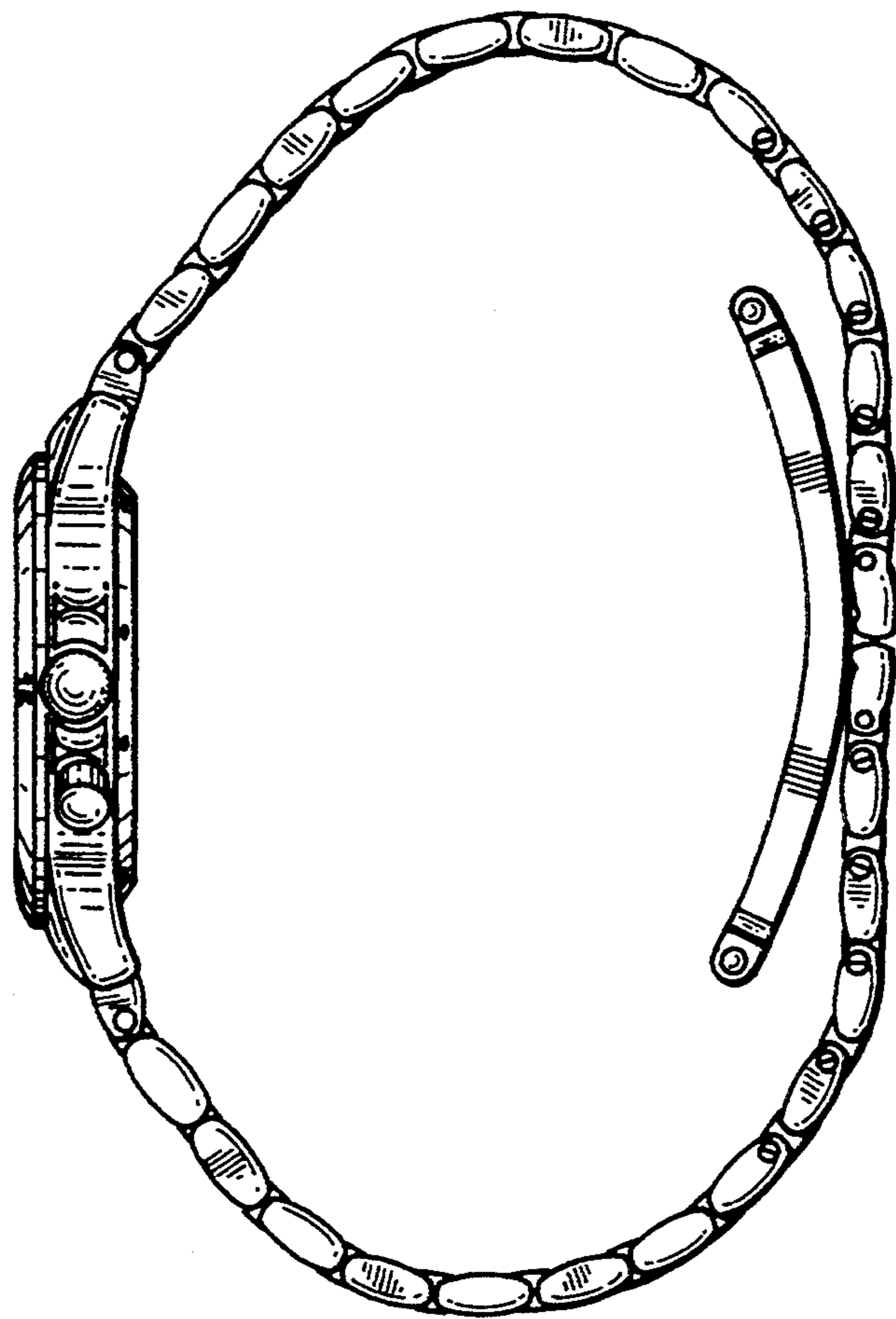


FIG. 1

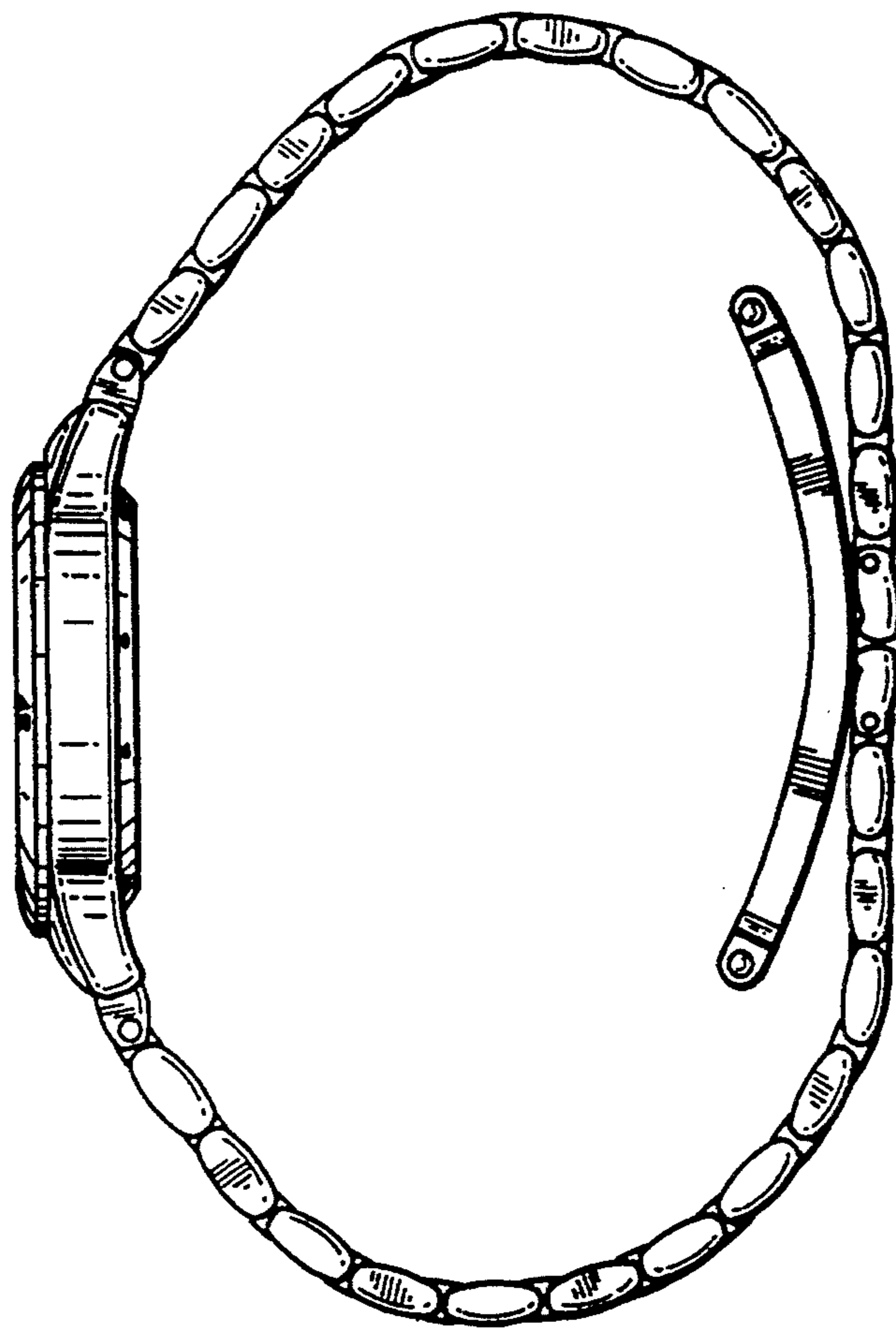


FIG. 2



FIG. 3




FIG. 4

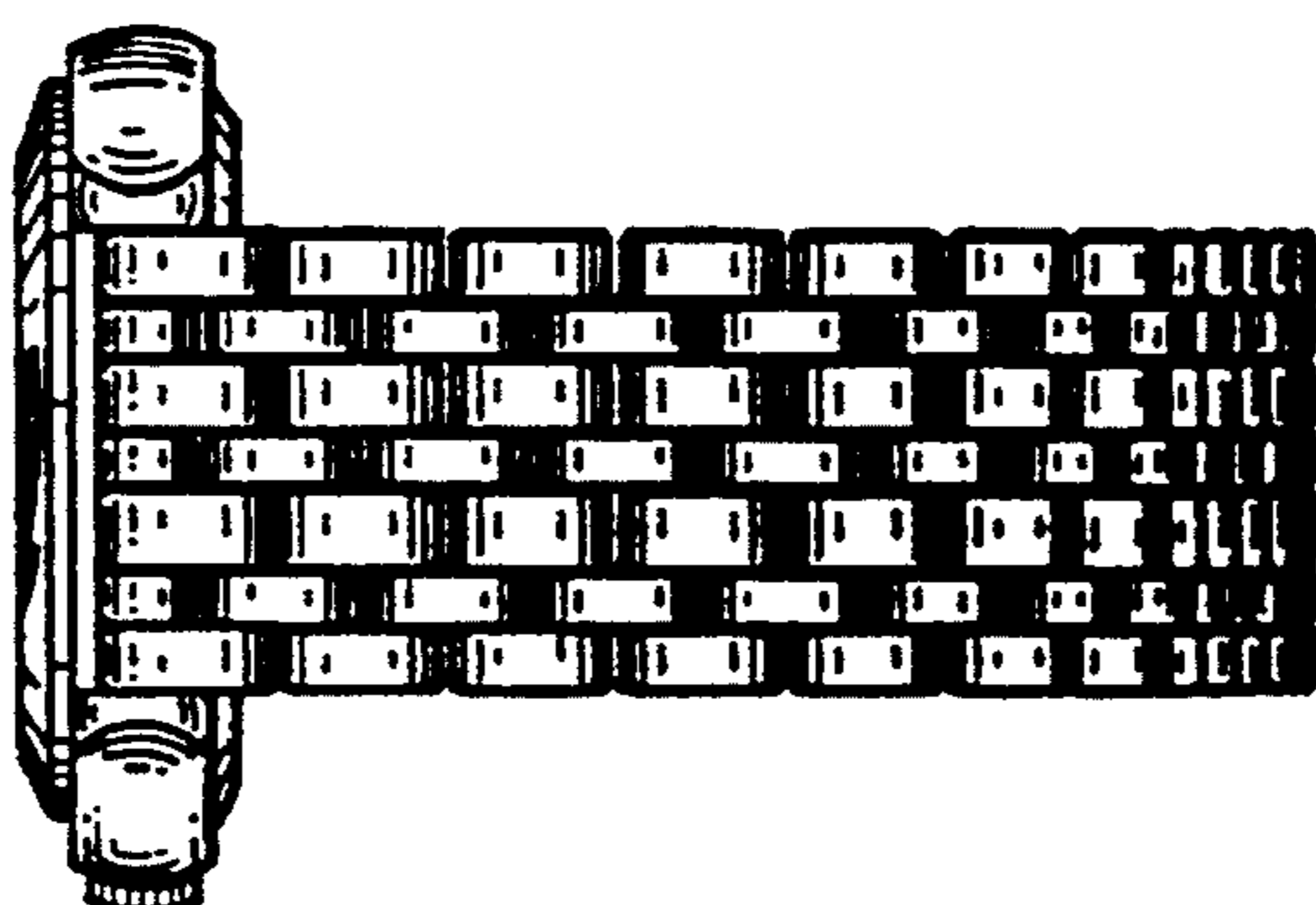


FIG. 5

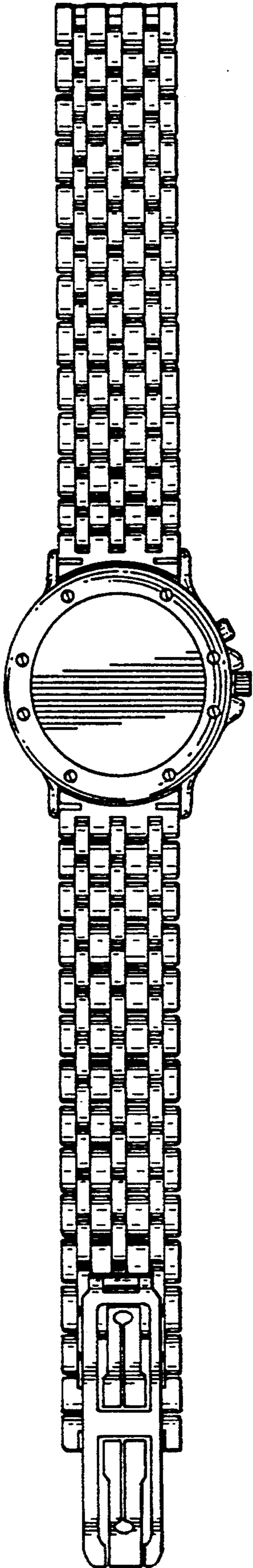


FIG. 6




FIG. 7