



US00D361722S

United States Patent [19]
Koga

[11] **Patent Number: Des. 361,722**
[45] **Date of Patent: ** Aug. 29, 1995**

[54] **WRIST WATCH**

[75] **Inventor: Ryoichi Koga, Tokyo, Japan**
[73] **Assignee: Citizen Watch Co., Ltd., Japan**
[**] **Term: 14 Years**
[21] **Appl. No.: 22,066**
[22] **Filed: Apr. 28, 1994**
[52] **U.S. Cl. D10/30**
[58] **Field of Search D10/1-40,**
D10/122-132; 368/280-282, 276-277, 285

[56] **References Cited**

U.S. PATENT DOCUMENTS

D. 79,166 8/1929 Roth D10/39
D. 186,397 10/1959 Katz D10/32
D. 186,534 11/1959 Katz D10/32
D. 321,664 11/1991 Kennedy D10/30

FOREIGN PATENT DOCUMENTS

666415 11/1985 Japan .
786248 4/1990 Japan .
786249 4/1990 Japan .
DM/011635 10/1988 WIPO .
DM/016383 6/1990 .

OTHER PUBLICATIONS

Hong Kong Enterprise—Jul. 1988 p. 80—Watches at top left and right.
Jeweler's Circular—Keystone—Apr. 1988—p. 34—Watches at top.
Swiss Watch & Jewelry Journal—Feb. 1977—p. 222—Watch at top left.
Swiss Watch & Jewelry Journal—Feb. 1988—p. 338—Watches.
Primary Examiner—Nelson C. Holtje
Attorney, Agent, or Firm—Beveridge, DeGrandi, Weilacher & Young

[57] **CLAIM**

The ornamental design for a wrist watch, as shown and described.

DESCRIPTION

FIG. 1 is a front perspective view of the wrist watch; FIG. 2 is a rear perspective view of the wrist watch; FIG. 3 is a front plan view of the wrist watch; FIG. 4 is a rear plan view of the wrist watch; FIG. 5 is a left plan view of the wrist watch; FIG. 6 is a right plan view of the wrist watch; FIG. 7 is a top plan view of the wrist watch; and, FIG. 8 is a bottom plan view of the wrist watch.




FIG.1




FIG.2




FIG.3



FIG.4




FIG.5




FIG.6




FIG.7




FIG.8

