



US00D361713S

# United States Patent [19]

[11] Patent Number: **Des. 361,713**

## Grant

[45] Date of Patent: \*\* Aug. 29, 1995

[54] **HANGER FOR POT COVERS**

[76] Inventor: **John A. Grant**, 5880 Langford Bay Rd., Chestertown, Md. 21620

[\*\*] Term: **14 Years**

[21] Appl. No.: **23,130**

[22] Filed: **May 18, 1994**

3,544,049	12/1970	Brown et al. ....	211/17
4,141,524	2/1979	Corvese, Jr. ....	248/231.4
4,794,675	1/1989	Bisconti ....	211/17 X
4,850,556	7/1989	Otani et al. .	
4,936,536	6/1990	Meneghello .	
5,038,945	8/1991	Melkonian .	

### Related U.S. Application Data

[63] Continuation of Ser. No. 7,260, Apr. 21, 1993, abandoned.

[52] U.S. Cl. .... **D8/373**

[58] Field of Search ..... **D8/367, 349, 354, 373; 248/288.3, 200, 300, 309.1, 205.1, 293, 231.4; 211/17; 24/522, 514**

### OTHER PUBLICATIONS

Brochure distributed by American Inventors Corporation approximately during Jun. 1993.

*Primary Examiner*—A. Hugo Word

*Assistant Examiner*—Holly Baynham

### [57] CLAIM

The ornamental design for a hanger for pot covers, as shown and described.

### References Cited

#### U.S. PATENT DOCUMENTS

D. 265,622	8/1982	Bartels .	
D. 304,280	10/1989	Leighton .	
D. 306,984	4/1990	Pany .....	D11/130.1
1,803,084	4/1931	Wizarde et al. ....	24/522
2,662,717	12/1953	Johnson .....	248/293

### DESCRIPTION

FIG. 1 is a front elevational view of the hanger for pot covers showing my new design;  
 FIG. 2 is a rear elevational view thereof;  
 FIG. 3 is a left side elevational view thereof;  
 FIG. 4 is a right side elevational view thereof;  
 FIG. 5 is a top plan view thereof; and,  
 FIG. 6 is a bottom plan view thereof.



FIG. 1




FIG. 2




FIG. 3






FIG. 4



*FIG. 5*



*FIG. 6*

