



US00D361706S

United States Patent [19]

Carsello

[11] Patent Number: **Des. 361,706**

[45] Date of Patent: **** Aug. 29, 1995**

[54] **DOOR HANDLESET**

[75] Inventor: **Anthony J. Carsello**, Chino, Calif.

[73] Assignee: **Emhart Inc.**, Newark, Del.

[**] Term: **14 Years**

[21] Appl. No.: **24,274**

[22] Filed: **May 31, 1994**

D. 303,489 9/1989 Halsted et al. D8/302

OTHER PUBLICATIONS

Kwikset Catalog; ©1988; p. 3; "JAMAICA" Model.
Kwikset Cat.; ©1988; p. 5; "Barkley" model.

Primary Examiner—B. J. Bullock
Attorney, Agent, or Firm—Spencer T. Smith

[57] CLAIM

The ornamental design for a door handleset, as shown and described.

Related U.S. Application Data

[63] Continuation of Ser. No. 742,660, Aug. 8, 1991, abandoned.

[52] U.S. Cl. **D8/302; D8/320**

[58] Field of Search **D8/300-302, D8/315-320, 350-353; 16/110 R, 111 R, 121; 70/91, 448, 452, 452, DIG. 67, DIG. 73**

[56] References Cited

U.S. PATENT DOCUMENTS

- D. 260,361 8/1981 Meisner D8/301
- D. 300,203 3/1989 Halsted et al. D8/302
- D. 300,204 3/1989 Halsted et al. D8/302
- D. 302,103 7/1989 Halsted et al. D8/302

DESCRIPTION

FIG. 1 is a front elevational view of my new design of a door handleset;

FIG. 2 is a right side view of my new design of the door handleset, a left side view of my new design of the door handleset being a mirror image of the right side view thereof;

FIG. 3 is a rear view of my new design of the door handleset;

FIG. 4 is a top view of my new design of the door handleset; and,

FIG. 5 is a bottom view of my new design of the door handleset.

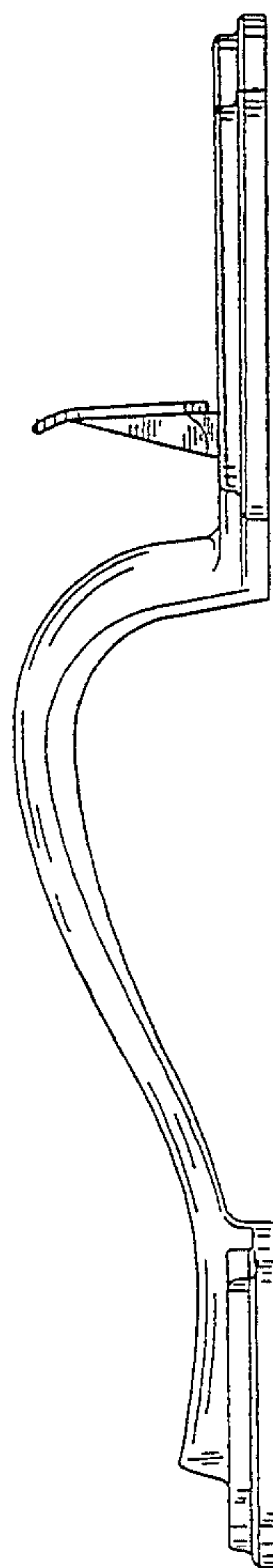
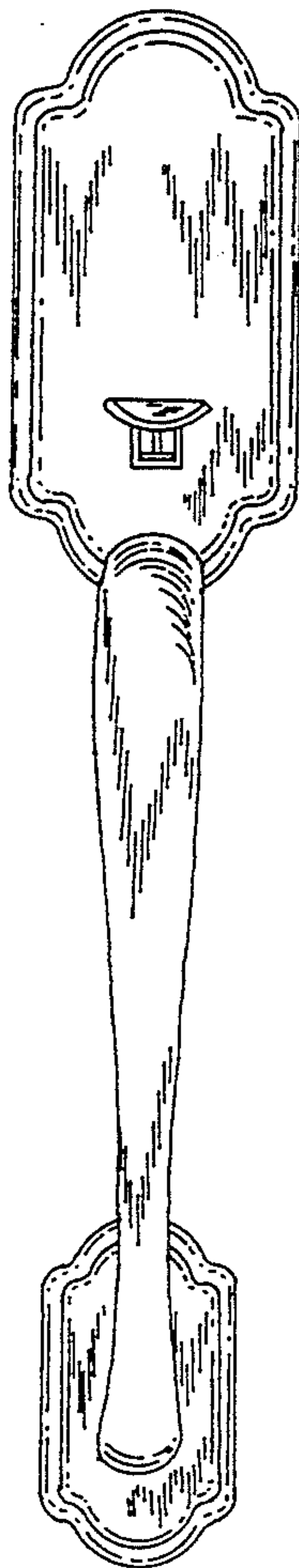


FIG. 1

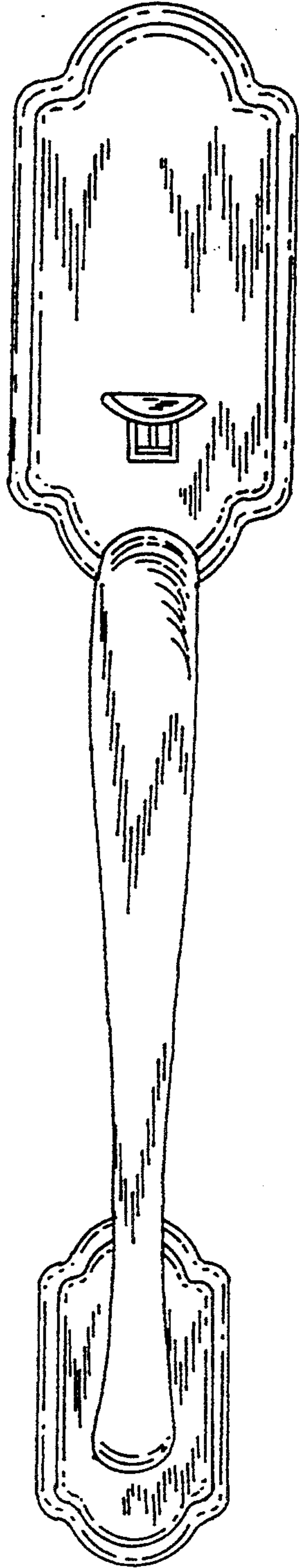


FIG. 2

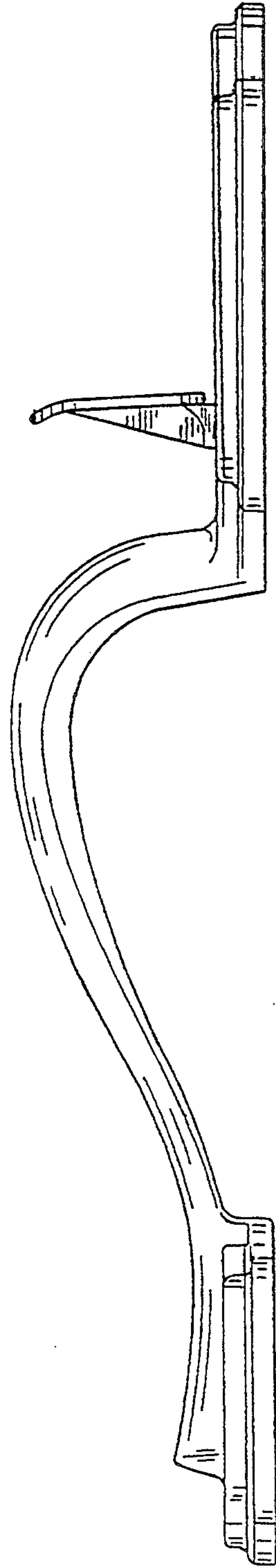


FIG. 3

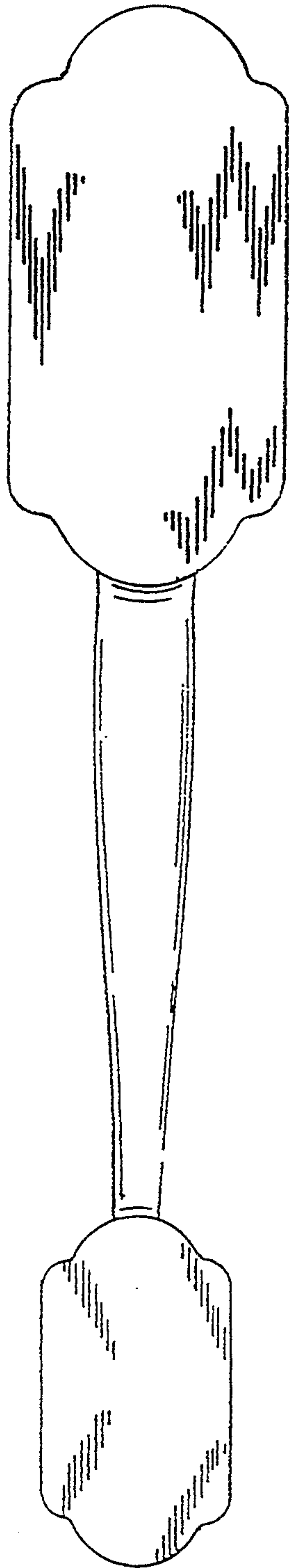


FIG. 4

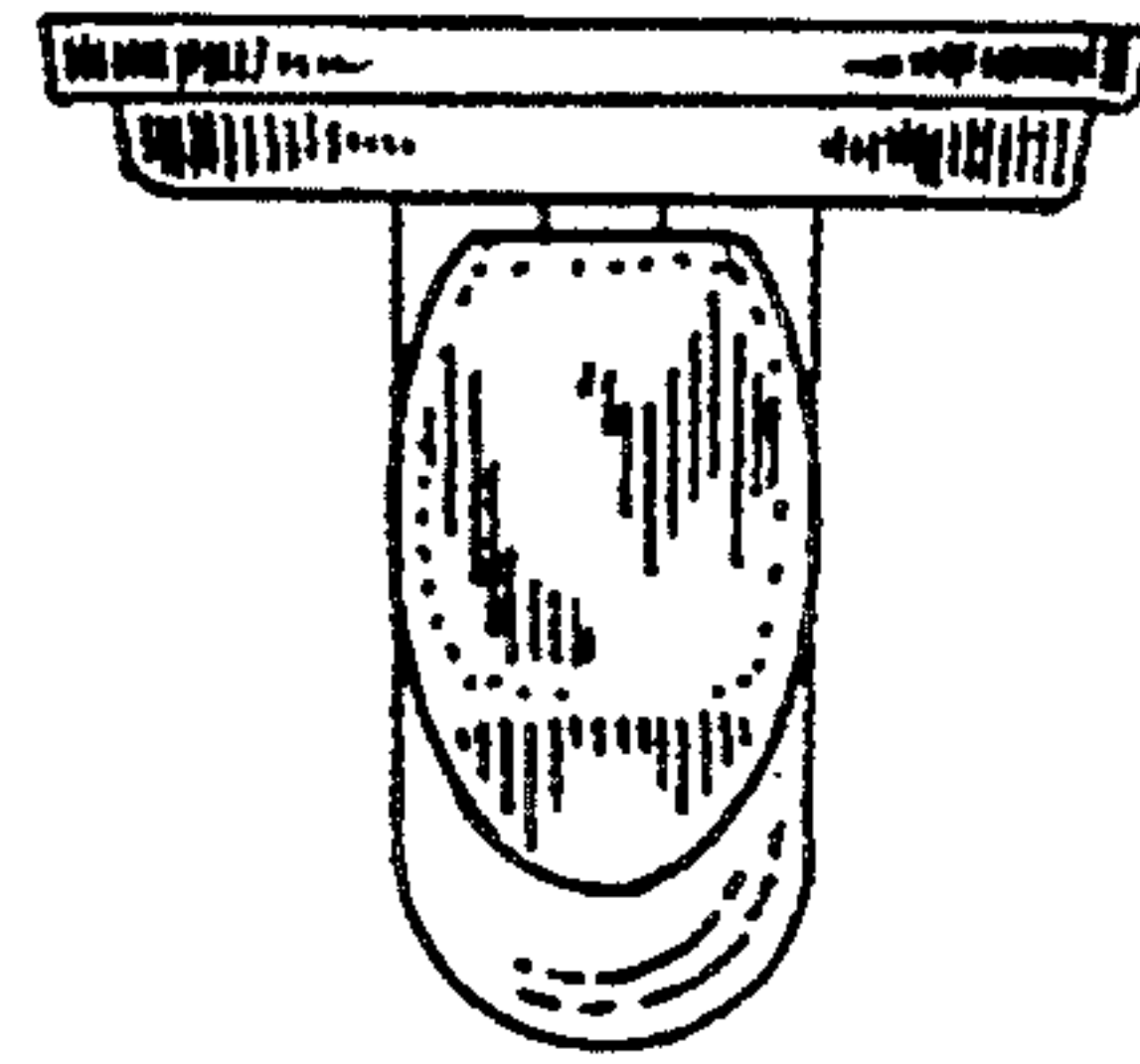


FIG. 5

