



US00D361705S

United States Patent [19]

[11] Patent Number: **Des. 361,705**

Birkholz

[45] Date of Patent: **** Aug. 29, 1995**

[54] **SCISSORS**

[75] Inventor: **Douglas J. Birkholz**, Deforest, Wis.

[73] Assignee: **Fiskars Inc.**, Wausau, Wis.

[**] Term: **14 Years**

[21] Appl. No.: **26,538**

[22] Filed: **Aug. 1, 1994**

Related U.S. Application Data

[63] Continuation-in-part of Ser. No. 17,419, Jan. 12, 1994, Pat. No. Des. 354,423.

[52] U.S. Cl. **D8/57**

[58] Field of Search **D8/57, 98; 30/252, 253-255, 30/261**

[56] **References Cited**

U.S. PATENT DOCUMENTS

D. 161,004	11/1950	Cook	D8/57
D. 256,215	8/1980	Chen	D8/57
D. 296,295	6/1988	Cain	D8/57
D. 337,248	7/1993	Tanfoglio	D8/57
5,119,561	6/1992	Olds	30/254

OTHER PUBLICATIONS

HKO, Nov. 1988 p. 178 (scissors, Hem SH01).

Industrial Design, Jun. 1956, p. 80.

Hoffritz Catalog, Dec. 1988 p. 37 (nail nippers, Item 37A).

Primary Examiner—Theodore M. Shooman

Assistant Examiner—Adir Aronovich

Attorney, Agent, or Firm—Foley & Lardner

[57] **CLAIM**

The ornamental design for a scissors, as shown and described.

DESCRIPTION

FIG. 1 is a perspective view of the scissors showing my new design;

FIG. 2 is a front elevational view thereof;

FIG. 3 is a top plan view thereof;

FIG. 4 is a left side elevational view thereof;

FIG. 5 is a right side elevational view thereof; and,

FIG. 6 is a sectional view taken along line 6—6 of FIG. 2.

The broken line illustration of the blade and its attachment to the scissors is for illustrative purposes only and forms no part of the claimed design.

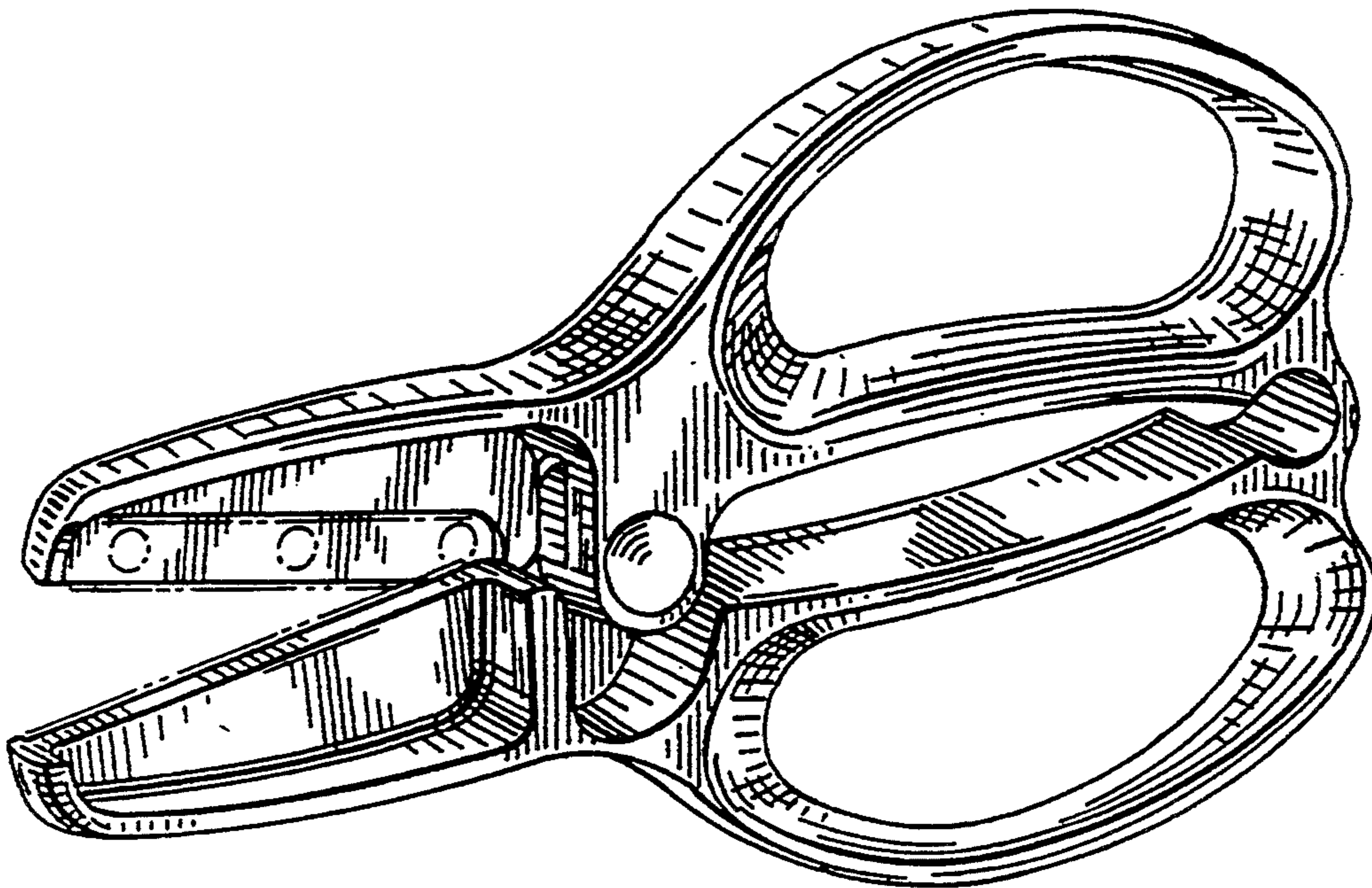


FIG. 1.

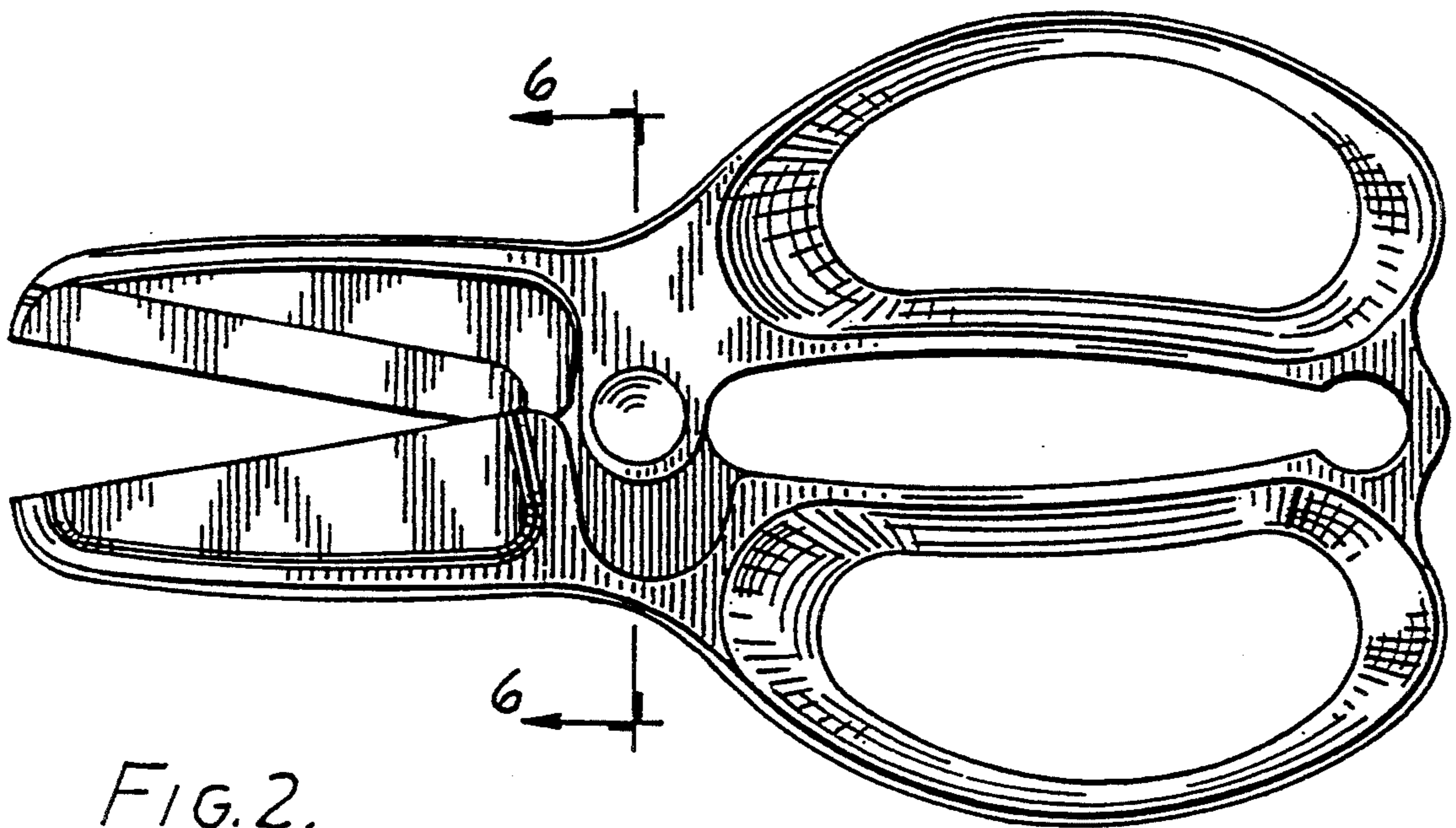



FIG. 2.

FIG. 3.




FIG. 4.

FIG. 5.



FIG. 6.