



US00D361698S

# United States Patent [19]

Stark

[11] Patent Number: **Des. 361,698**

[45] Date of Patent: **\*\* Aug. 29, 1995**

[54] **COOKING IMPLEMENT**

[76] Inventor: **Alfred A. Stark**, 3685 - 197th Street, Langley, British Columbia, Canada, V3A 1B2

[\*\*] Term: **14 Years**

[21] Appl. No.: **23,630**

[22] Filed: **May 27, 1994**

[52] U.S. Cl. .... **D7/683**

[58] Field of Search ..... **D7/683-692;**  
30/322, 323; 99/419, 421 A, 421 H, 421 R, 441;  
294/61; 452/198

[56] **References Cited**

**U.S. PATENT DOCUMENTS**

2,189,047	2/1940	Tolen .....	D7/690 X
2,649,042	8/1953	Wickman .....	99/441
2,876,694	3/1959	Thomas .....	99/421
3,482,349	12/1969	Spann .....	294/61 X

3,760,501	9/1973	Johnston .....	30/322
3,946,653	3/1976	Pugh .....	99/340
4,138,050	2/1979	McKinney et al. ....	227/117
4,612,851	9/1986	McManus .....	99/419
4,972,767	11/1990	Russel et al. ....	99/339
5,238,445	8/1993	Green .....	452/198

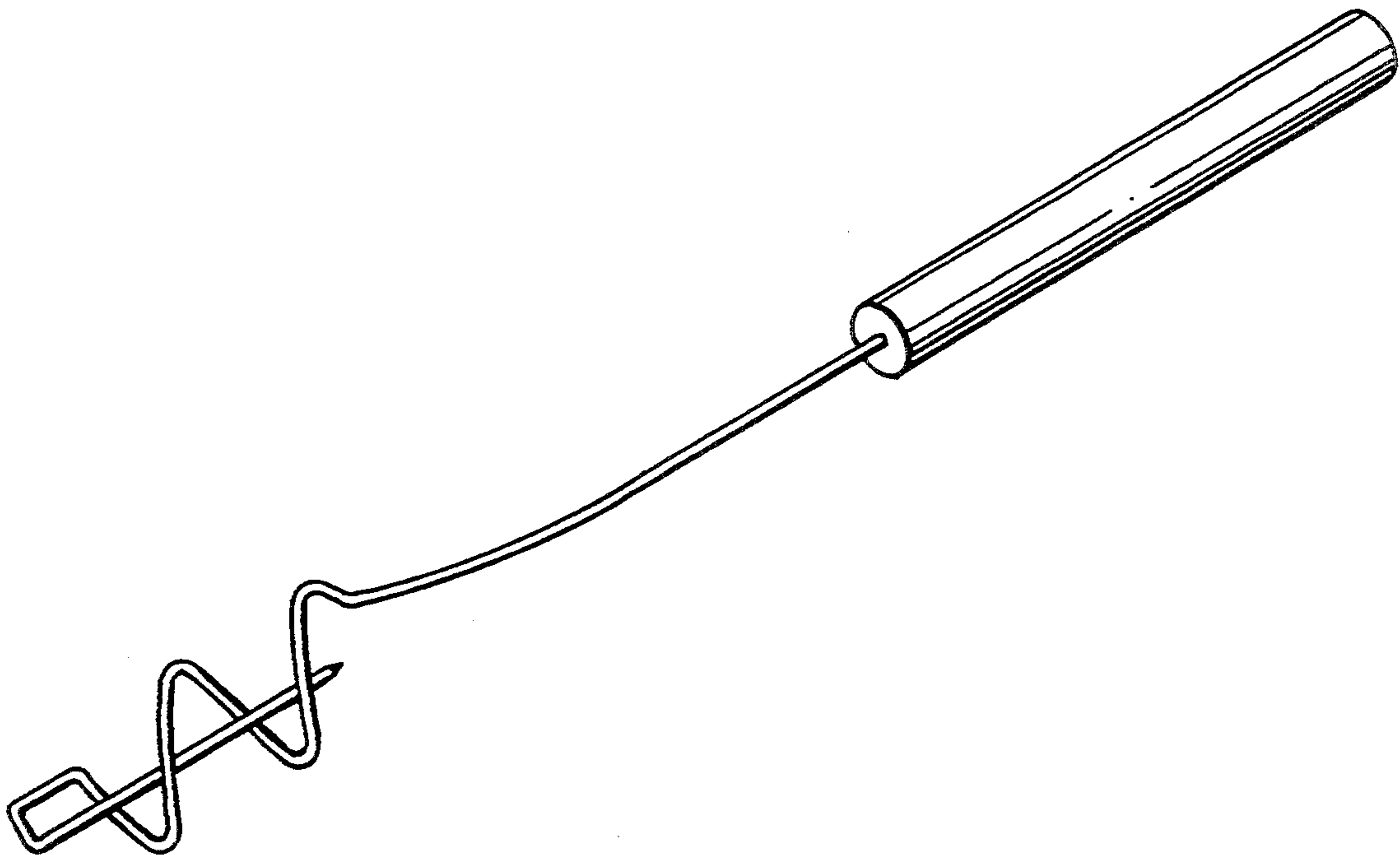
*Primary Examiner*—Terry A. Wallace  
*Attorney, Agent, or Firm*—Bull, Housser & Tupper

[57] **CLAIM**

The ornamental design for a cooking implement, as shown.

**DESCRIPTION**

FIG. 1 is a perspective view of a cooking implement showing my new design;  
FIG. 2 is a top plan view thereof;  
FIG. 3 is a front elevation view thereof;  
FIG. 4 is a bottom plan view thereof;  
FIG. 5 is a rear elevation view thereof;  
FIG. 6 is a left side elevation view thereof; and,  
FIG. 7 is a right side elevation view thereof.



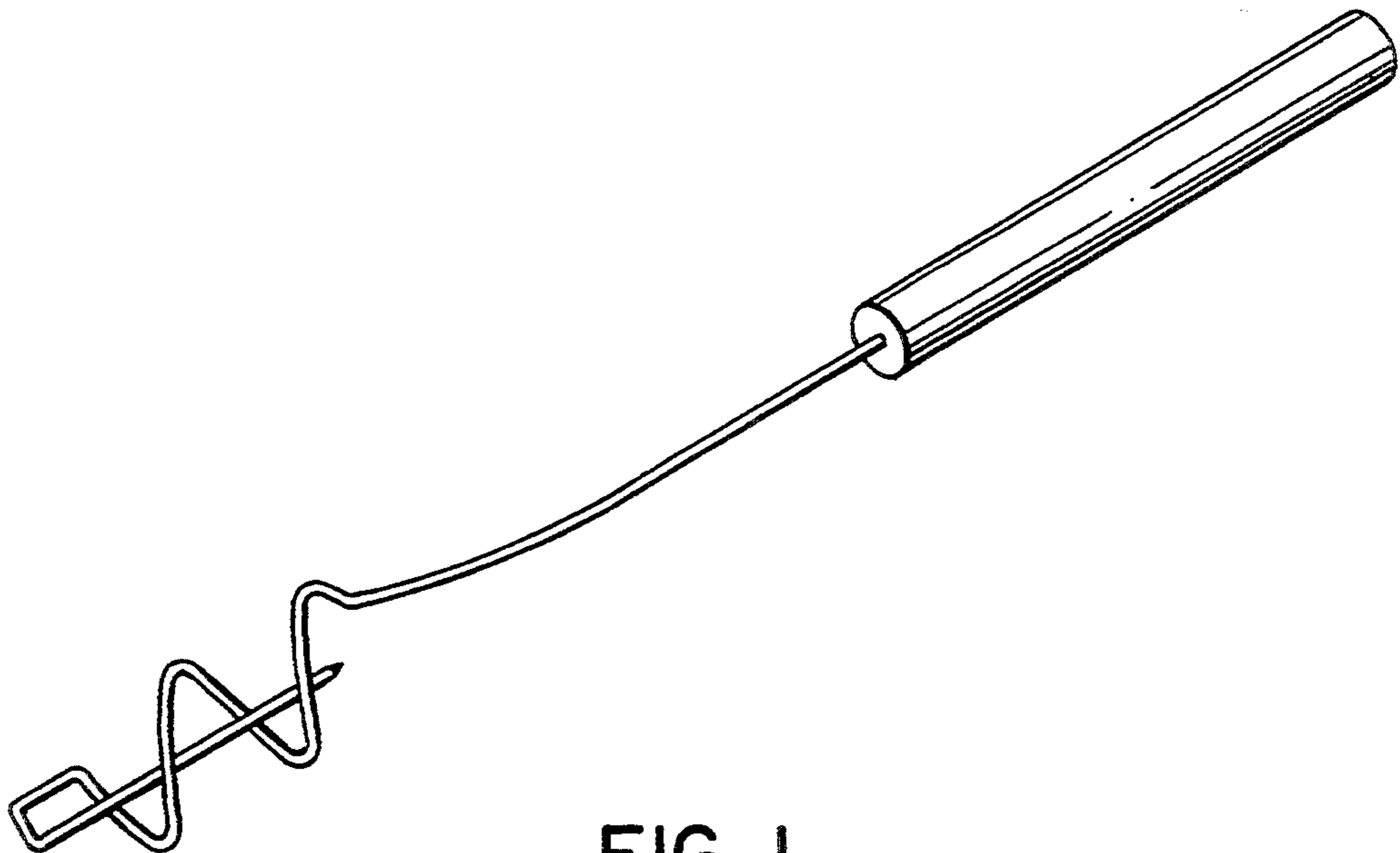


FIG. 1



FIG. 2



FIG. 3




FIG. 4



FIG. 5



FIG. 6

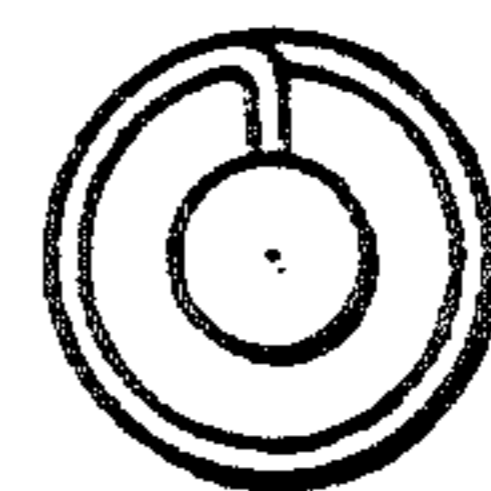


FIG. 7