



US00D361694S

United States Patent [19]
Wong

[11] **Patent Number: Des. 361,694**

[45] **Date of Patent: ** Aug. 29, 1995**

[54] **FOOD PROCESSOR**

[76] **Inventor: Yan K. Wong**, 21 Lam Hing Street,
Unit 17 10/F, Metro Centre 2
Kowloon Bay, Kowloon, Hong
Kong

[**] **Term: 14 Years**

[21] **Appl. No.: 16,850**

[22] **Filed: Dec. 28, 1993**

[52] **U.S. Cl. D7/384; D7/376**

[58] **Field of Search D7/376, 378, 384, 381;
366/242, 247, 244, 279**

[56] **References Cited**

U.S. PATENT DOCUMENTS

D. 183,384 8/1958 De Mille D7/381
D. 251,407 3/1979 Tsuji et al. D7/384
309,147 12/1884 Just 366/248 X

D. 319,370 8/1991 Otto D7/384
4,149,455 4/1979 Ross 366/247 X
4,488,817 12/1984 Uesaka et al. 366/247 X
4,959,517 9/1990 Jump et al. 366/244 X
5,156,084 10/1992 Lin 366/279 X

Primary Examiner—Alan P. Douglas
Assistant Examiner—Caron D. Veynar
Attorney, Agent, or Firm—Oliff & Berridge

[57] **CLAIM**

The ornamental design for food processor, as shown.

DESCRIPTION

FIG. 1 is a plan view of the article the subject of my invention;

FIG. 2 is a view from below of the said article;


FIG. 3 is a view from one end of the article;

FIG. 4 is a view from the opposite end of FIG. 3;

FIG. 5 is a view from one side of the article;

FIG. 6 is a view from the opposite side of FIG. 5; and,

FIG. 7 is a top perspective view of the article.






FIGURE 1



FIGURE 2




FIGURE 3




FIGURE 4




FIGURE 5




FIGURE 6




FIGURE 7