



US00D361684S

# United States Patent [19]

[11] Patent Number: **Des. 361,684**

Russell

[45] Date of Patent: **\*\* Aug. 29, 1995**

[54] **MAGAZINE DISTRIBUTION RACK**

D. 297,691 9/1988 Hughes ..... D6/515  
D. 329,467 9/1992 Petersen ..... D20/41  
D. 330,983 11/1992 DeMoss ..... D6/515

[75] Inventor: **John A. Russell**, Lawrenceville, Ga.

[73] Assignee: **Network Publications, Inc.**,  
Lawrenceville, Ga.

*Primary Examiner*—A. Hugo Word  
*Assistant Examiner*—Marcus Jackson  
*Attorney, Agent, or Firm*—Beveridge, DeGrandi,  
Weilacher & Young

[\*\*] Term: **14 Years**

[21] Appl. No.: **23,955**

### [57] CLAIM

[22] Filed: **Jun. 6, 1994**

The ornamental design for a magazine distribution rack,  
as shown and described.

[52] U.S. Cl. .... **D6/512; D20/10**

[58] Field of Search ..... D20/10, 99; D6/396,  
D6/512, 513, 514, 515, 517, 450; 248/146, 158;  
221/45, 155, 282, 283; 206/44 B, 555, 468;  
40/1, 584, 624


### DESCRIPTION

### [56] References Cited

#### U.S. PATENT DOCUMENTS

D. 263,264 3/1982 George et al. .... D20/41  
D. 278,355 4/1985 Williams ..... D20/41  
D. 286,794 11/1986 Bayless et al. .... D20/41

FIG. 1 is a perspective view of a magazine distribution rack showing my new design;  
FIG. 2 is a side view thereof, with the opposite side being a mirror image;  
FIG. 3 is a front view thereof;  
FIG. 4 is a rear view thereof;  
FIG. 5 is a top view thereof; and,  
FIG. 6 is a bottom view thereof.






FIG. 1

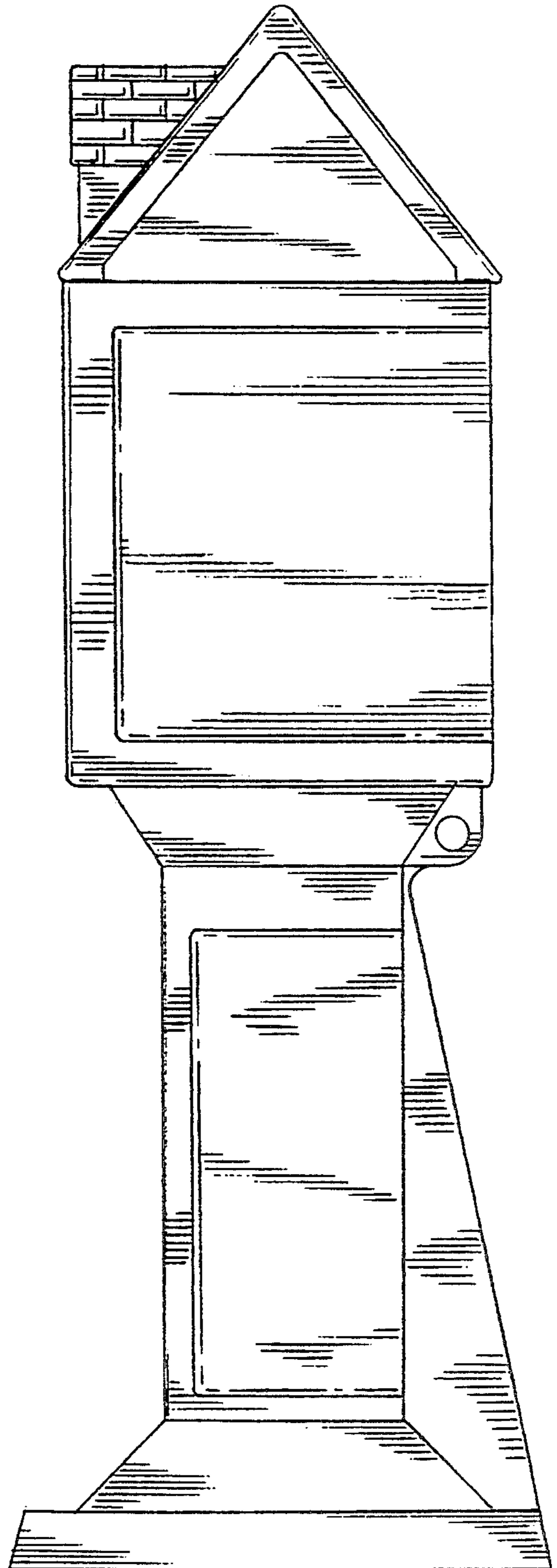


FIG. 2

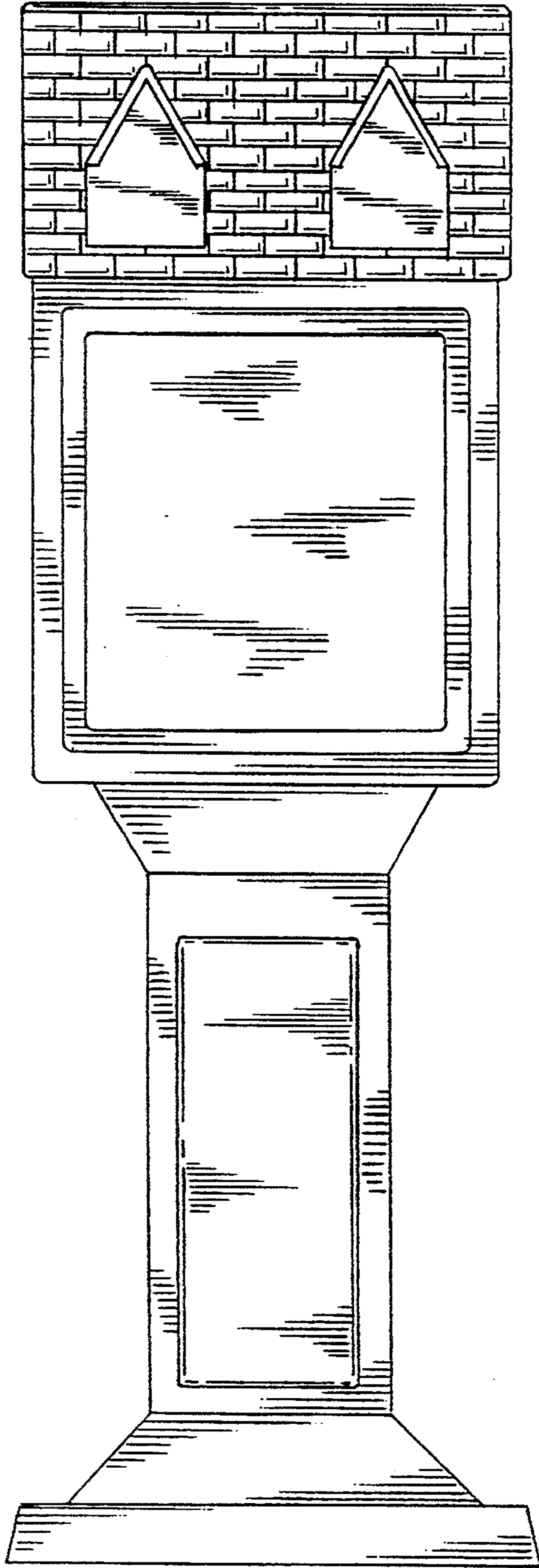


FIG. 3

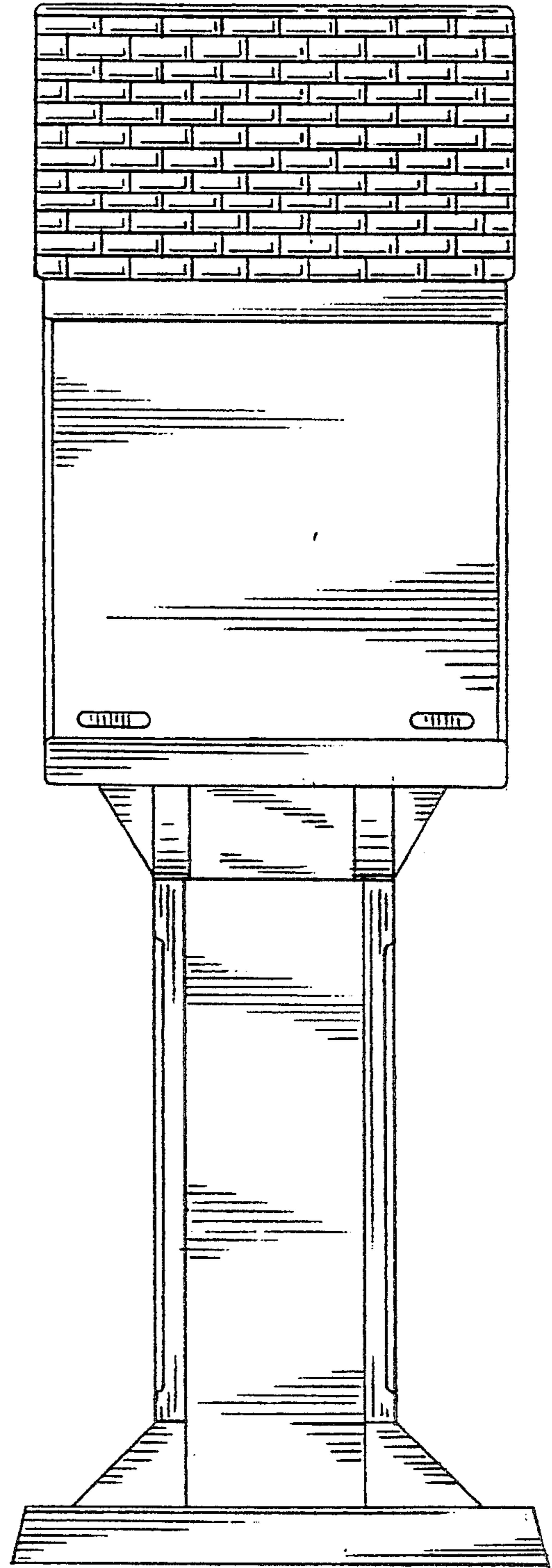


FIG. 4




FIG. 5




FIG. 6