



US00D361680S

United States Patent [19]

[11] Patent Number: **Des. 361,680**

Palsson

[45] Date of Patent: **** Aug. 29, 1995**

[54] **SELF STANDING SHELVING WITH SLOPED SHELVES**

[75] Inventor: **Leif Palsson, Lund, Sweden**

[73] Assignee: **BTJ, Inc., Chicago, Ill.**

[**] Term: **14 Years**

[21] Appl. No.: **24,598**

[22] Filed: **Jun. 17, 1994**

[52] U.S. Cl. **D6/479; D6/474**

[58] Field of Search **D6/396, 407, 449, 455, D6/459, 460, 470, 471, 474, 477-479; 108/59, 91, 161; 211/34, 36, 37, 42**

[56] **References Cited**

U.S. PATENT DOCUMENTS

D. 140,324	2/1945	Fritzner	D25/65
D. 286,712	11/1986	Wittner	D6/407
D. 300,288	3/1989	Price et al.	D6/407
D. 343,536	1/1994	Pesso	D6/479
4,688,682	8/1987	Price et al.	D6/407 X

OTHER PUBLICATIONS

"Popular Mechanics", Sep. 1940, p. 447.

Primary Examiner—Alan P. Douglas

Assistant Examiner—Cathron B. Matta

Attorney, Agent, or Firm—Shook, Hardy & Bacon

[57] **CLAIM**

The ornamental design for a self standing shelving with sloped shelves, as shown and described.


DESCRIPTION

FIG. 1 is a perspective view of the self standing shelving with sloped shelves according to the present invention;

FIG. 2 is an elevational view of one end of the self standing shelving with sloped shelves, the other end being identical thereto;

FIG. 3 is an elevational view of one side of the self standing shelving with sloped shelves, the other side being identical thereto; and,

FIG. 4 is a top plan view of the self standing shelving with sloped shelves of the present invention.






Fig. 1.




Fig. 2.




Fig. 3.

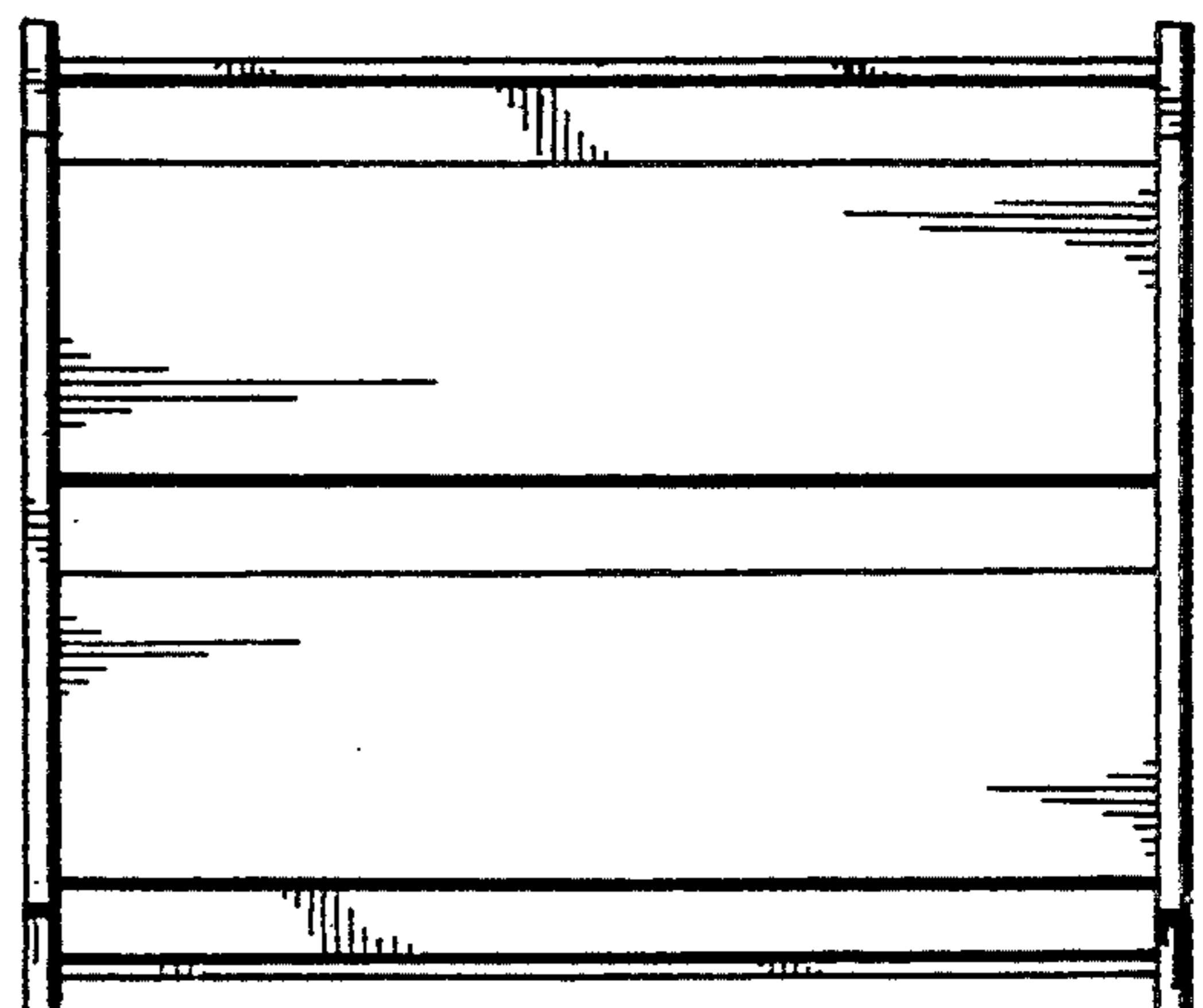


Fig. 4.