



US00D361655S

United States Patent [19]

[11] Patent Number: **Des. 361,655**

Lunceford

[45] Date of Patent: **** Aug. 29, 1995**

[54] **COMBINED CRUTCH AND LIGHT**

5,331,990 7/1994 Hall et al. 362/102

[76] Inventor: **Lester T. Lunceford**, R.R. 2 Box 106,
Hampton, Tenn. 37658

Primary Examiner—Ralf T. Seifert
Attorney, Agent, or Firm—Terry M. Gernstein

[**] Term: **14 Years**

[57] **CLAIM**

[21] Appl. No.: **21,859**

The ornamental design for a combined crutch and light,
as shown and described.

[22] Filed: **Apr. 25, 1994**

[52] U.S. Cl. **D3/8**

[58] Field of Search **D3/7-9;**
135/68, 65, 66, 69, 70, 71; 362/102; 224/273

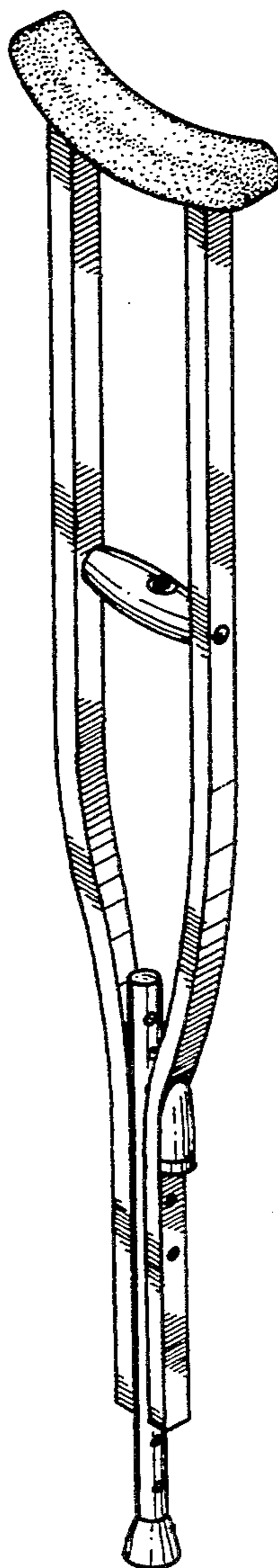
DESCRIPTION

[56] **References Cited**

U.S. PATENT DOCUMENTS

D. 210,507	3/1968	Lockett	D3/8
1,311,145	7/1919	Zeindler et al.	135/68
3,953,034	4/1976	Nelson	362/102
4,941,498	7/1990	Escallier	224/273

FIG. 1 is a front, top and side perspective view of the combined crutch and light showing my new design;
 FIG. 2 is a front elevational view thereof, the rear being a mirror image of the front shown in FIG. 2;
 FIG. 3 is a side elevational view thereof showing a light;
 FIG. 4 is a side elevational view thereof;
 FIG. 5 is a top plan view thereof; and,
 FIG. 6 is a bottom plan view thereof.



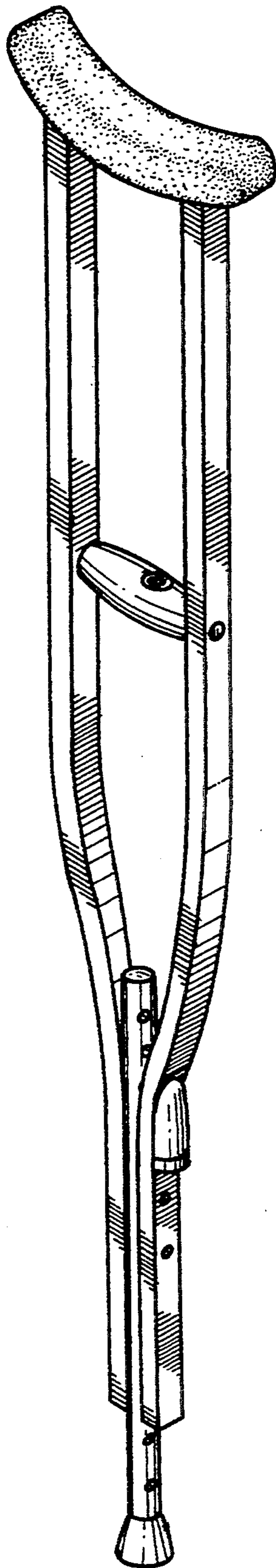


FIG.1.

FIG. 5.



FIG. 2.

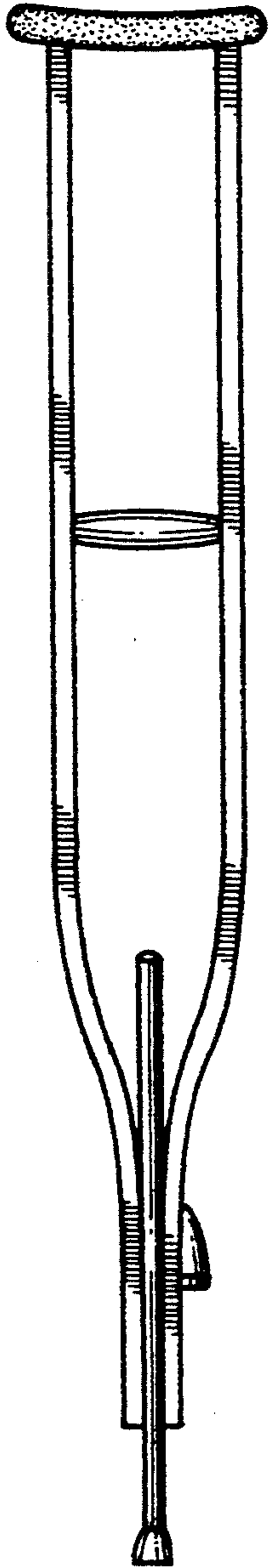


FIG. 3.

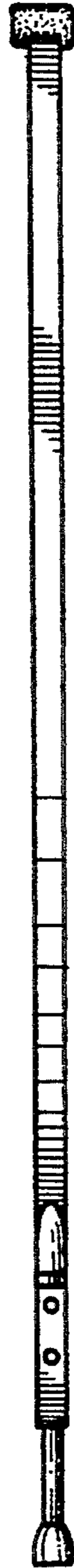


FIG. 4.



FIG. 6.