



US00D361653S

# United States Patent [19]

[11] Patent Number: **Des. 361,653**

**Schenone**

[45] Date of Patent: **\*\* Aug. 29, 1995**

[54] **SHOE UPPER**

5,176,624 1/1993 Kehnreich ..... 602/65

[75] Inventor: **David J. Schenone**, Beaverton, Oreg.

### FOREIGN PATENT DOCUMENTS

[73] Assignee: **Nike, Inc.**, Beaverton, Oreg.

1183183 7/1959 France ..... 36/11.5

[\*\*] Term: **14 Years**

### OTHER PUBLICATIONS

[21] Appl. No.: **32,257**

Nike Late Spring 1994 Footwear Catalog, p. 24, published Sep. 1993.

[22] Filed: **Dec. 12, 1994**

Nike Fall 1994 Footwear Catalog, p. 58, published Nov. 1993.

[52] U.S. Cl. .... **D2/969; D2/916**

Nike Spring 1995 Footwear Catalog, pp. 45-47, published Jun. 1994.

[58] Field of Search ..... **D2/969, 916, 970; 36/11.5, 50.1**

Nike Late Spring 1995 Footwear Catalog, p. 25, published Sep. 1994.

I.e. Spring 1993 Collection Publication, the "Kekki" and Annika shoes.

### [56] References Cited

#### U.S. PATENT DOCUMENTS

D. 108,132	1/1938	Springer .	
D. 144,162	3/1946	Diamant .	
D. 147,294	8/1947	Pfeiffer .	
D. 172,229	5/1954	Frederick .	
D. 224,763	9/1972	Fukuoka .	
D. 244,886	7/1977	Perser et al. .	
D. 329,527	9/1992	Cohen .	
D. 335,209	5/1993	Avar .	
D. 336,770	6/1993	Allen, III et al. .	
D. 345,245	3/1994	McDonald .....	D2/969
D. 346,271	4/1994	McDonald .....	D2/969
D. 347,309	5/1994	McDonald .....	D2/969
D. 348,352	7/1994	Johnson .....	D2/969
D. 350,021	8/1994	Stein .....	D2/969
D. 353,483	12/1994	Bailey .....	D2/969
2,268,967	1/1942	Small .	
2,421,818	6/1947	Tibiletti .	
3,063,458	11/1962	Scholl .	
3,577,662	5/1971	Fukuoka .....	36/11.5
3,841,003	10/1974	Huyge .....	36/11.5
4,314,412	2/1982	Anderson et al. ....	36/100
4,967,750	11/1990	Cherniak .....	36/11.5 X

*Primary Examiner*—Doris V. Coles

*Attorney, Agent, or Firm*—Banner & Allegretti, Ltd.

### [57] CLAIM

The ornamental design for a shoe upper, as shown and described.

### DESCRIPTION

FIG. 1 is a side elevational view of one side of a shoe upper showing my new design;

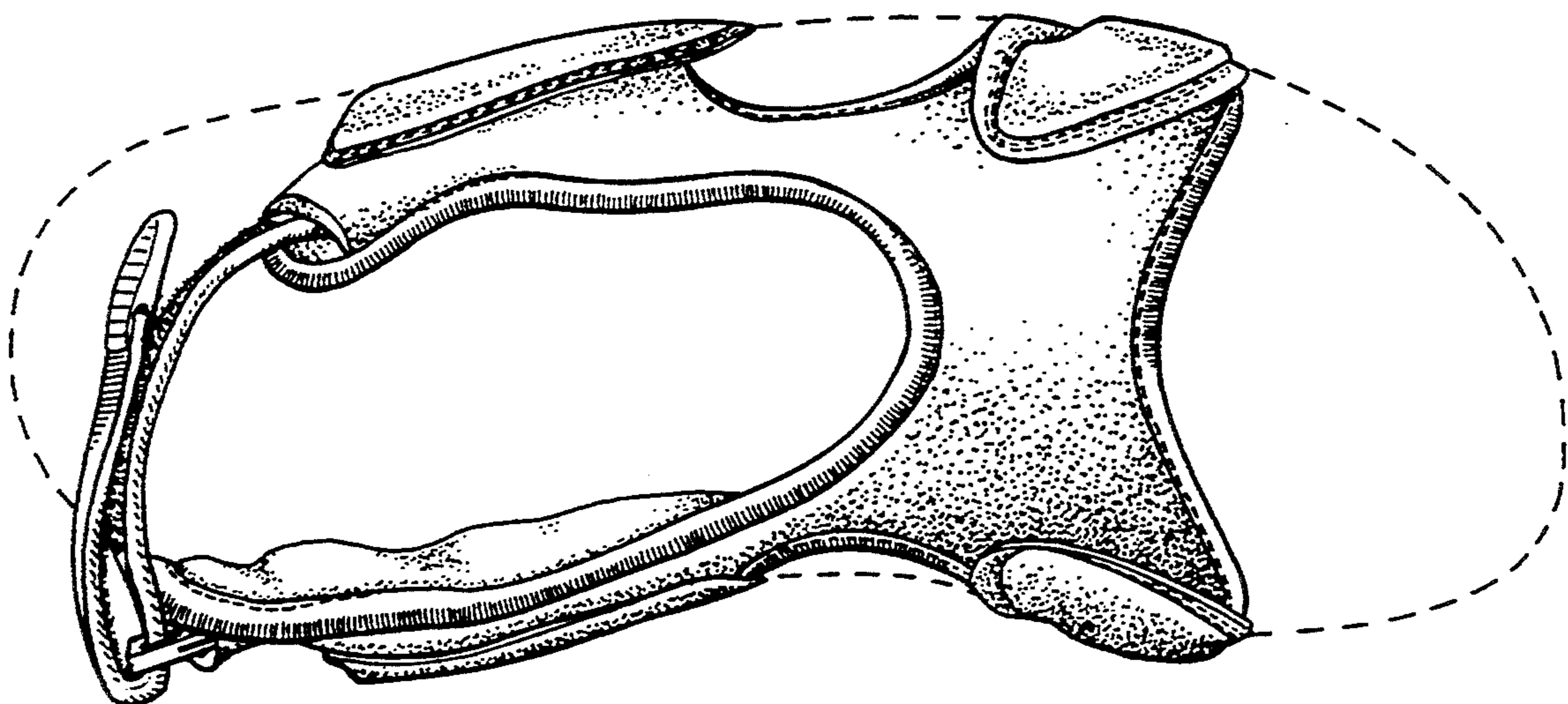
FIG. 2 is a side elevational view of the other side of the shoe upper shown in FIG. 1.

FIG. 3 is a front elevational view of the shoe upper shown in FIG. 1;

FIG. 4 is a rear elevational view of the shoe upper shown in FIG. 1; and,

FIG. 5 is a top plan view of the shoe upper shown in FIG. 1.

The broken line showing of a shoe sole is for illustrative purposes and forms no part of the claimed design.



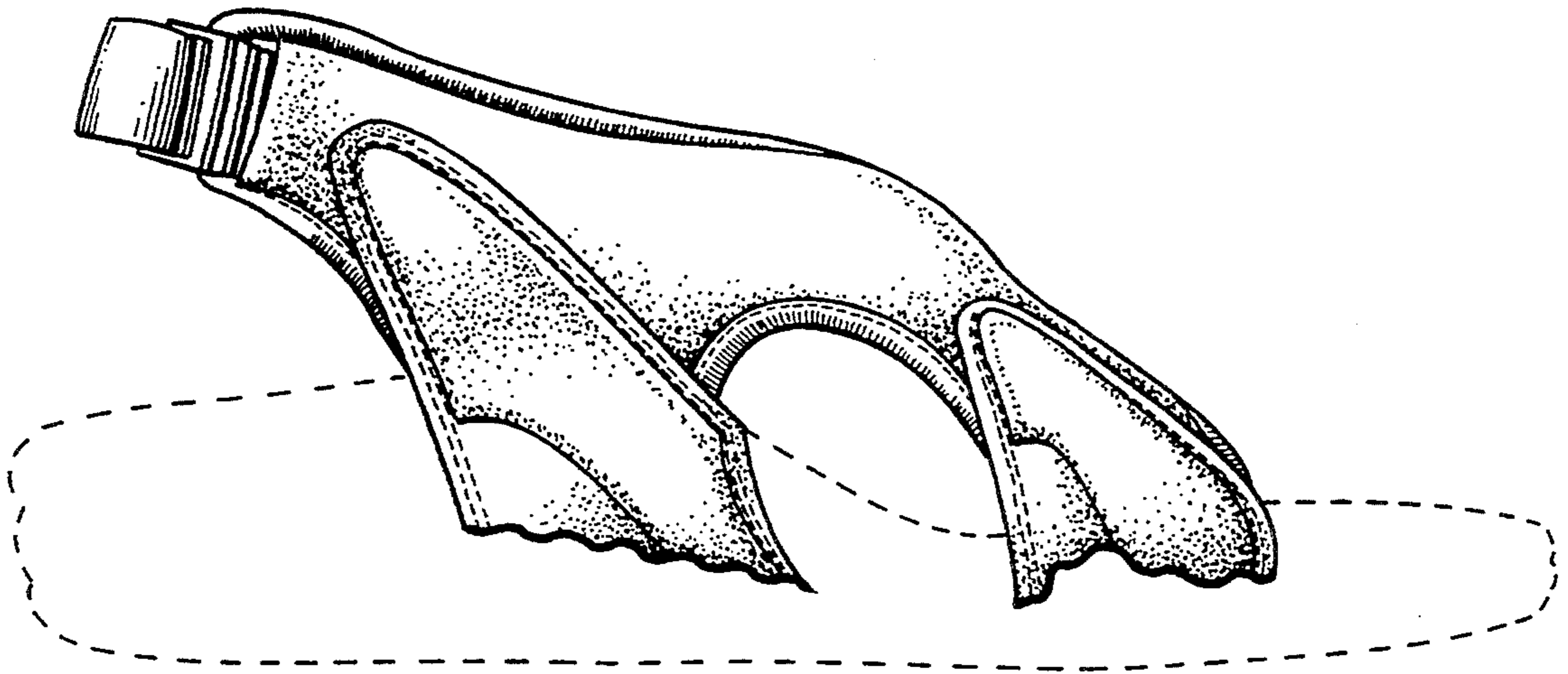


FIG. 1

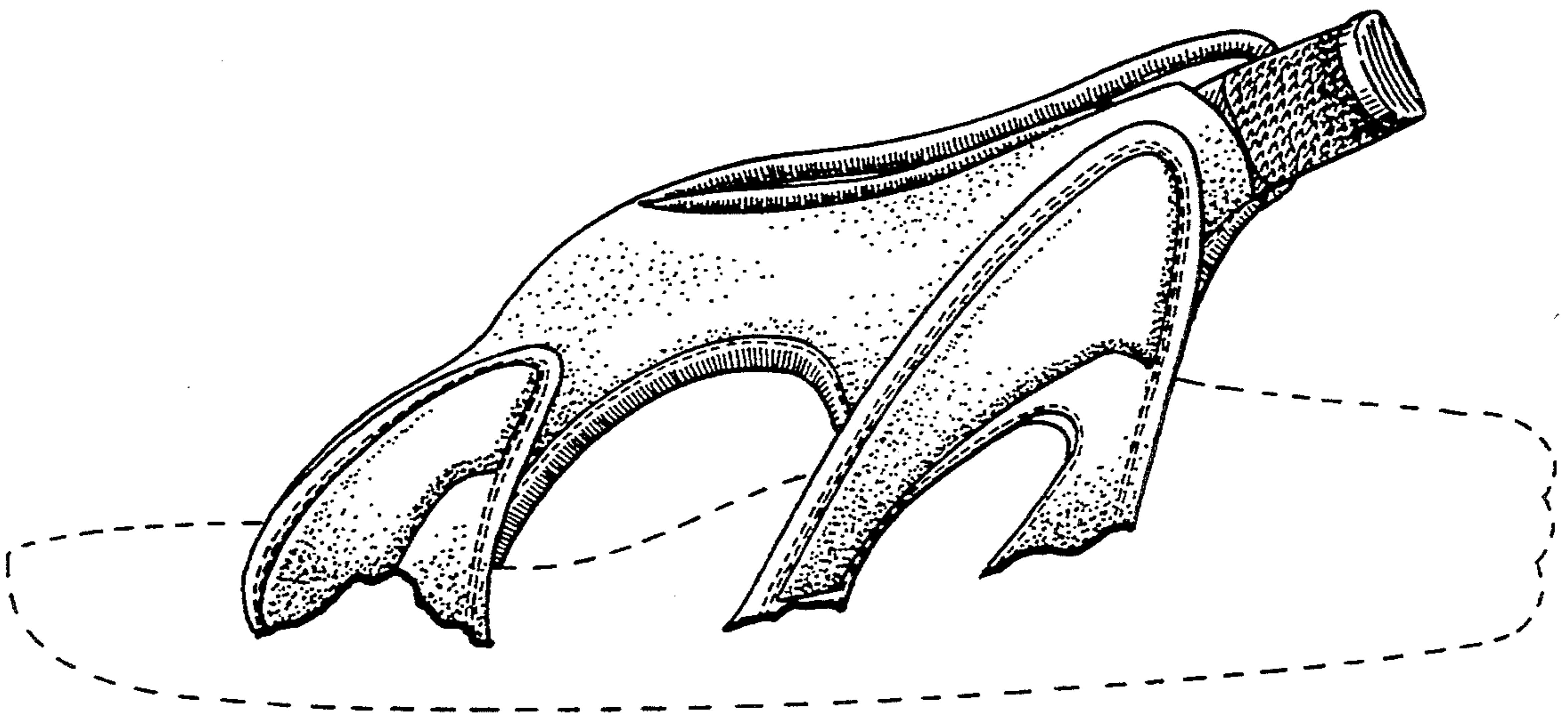


FIG. 2

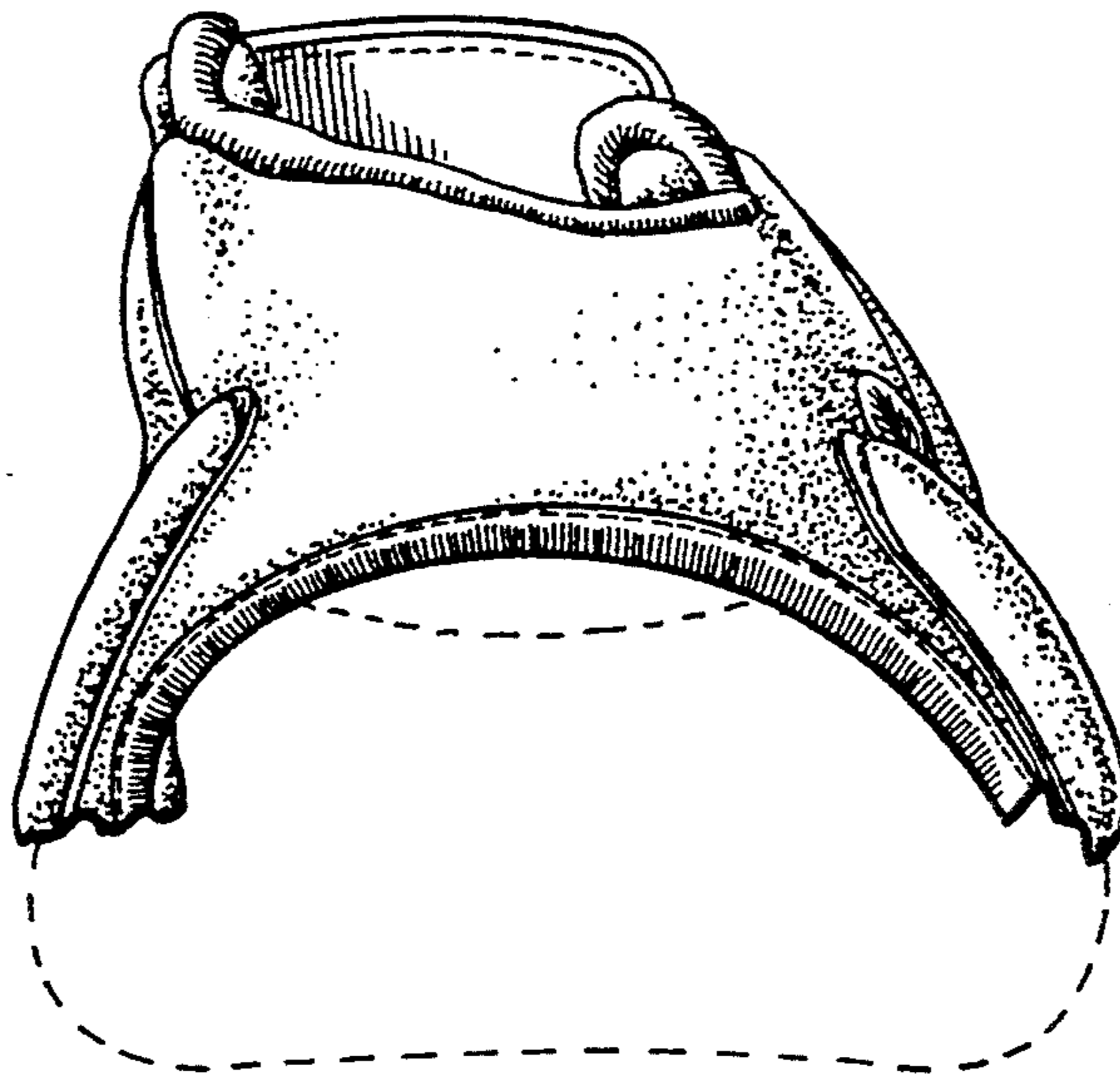


FIG. 3

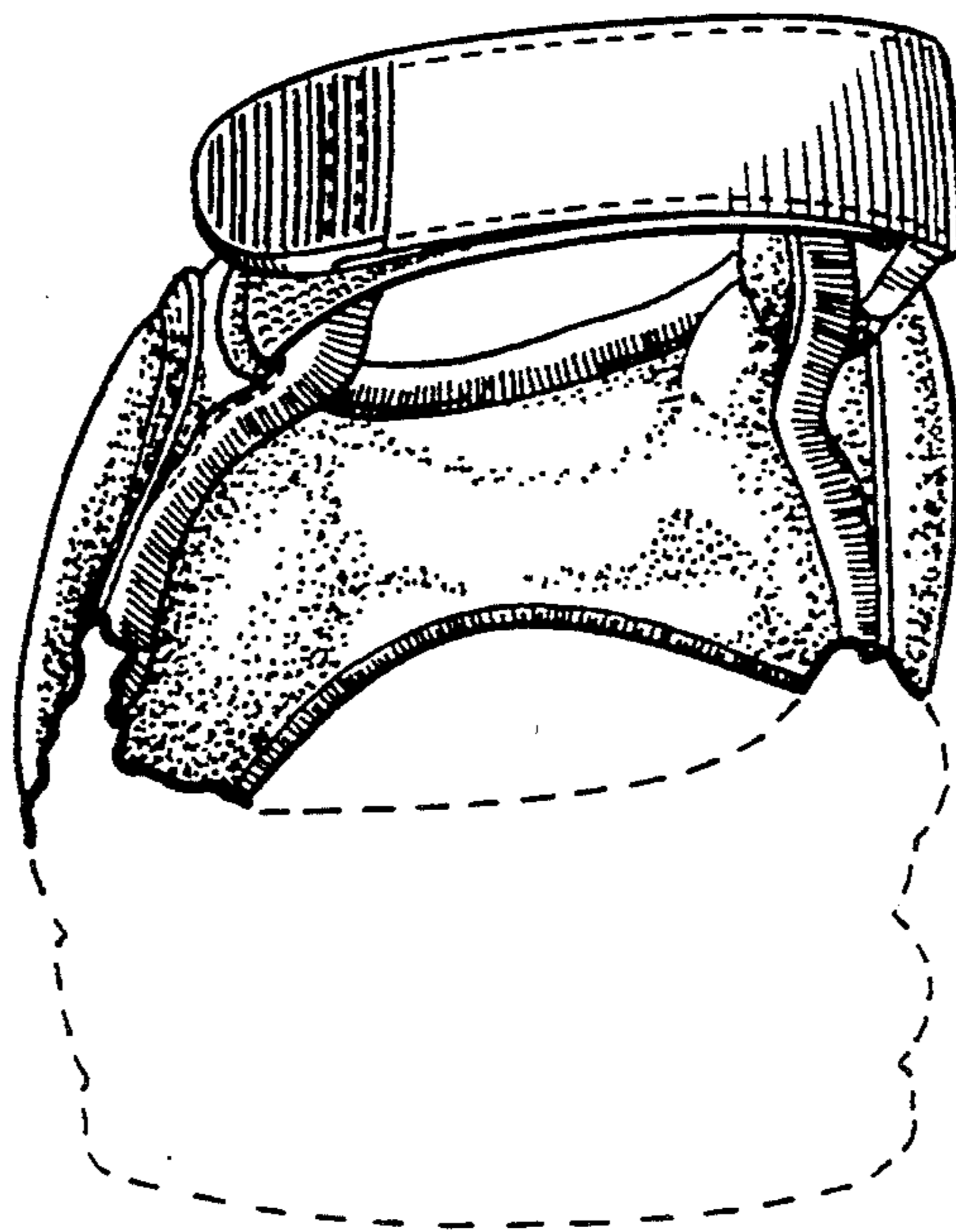


FIG. 4

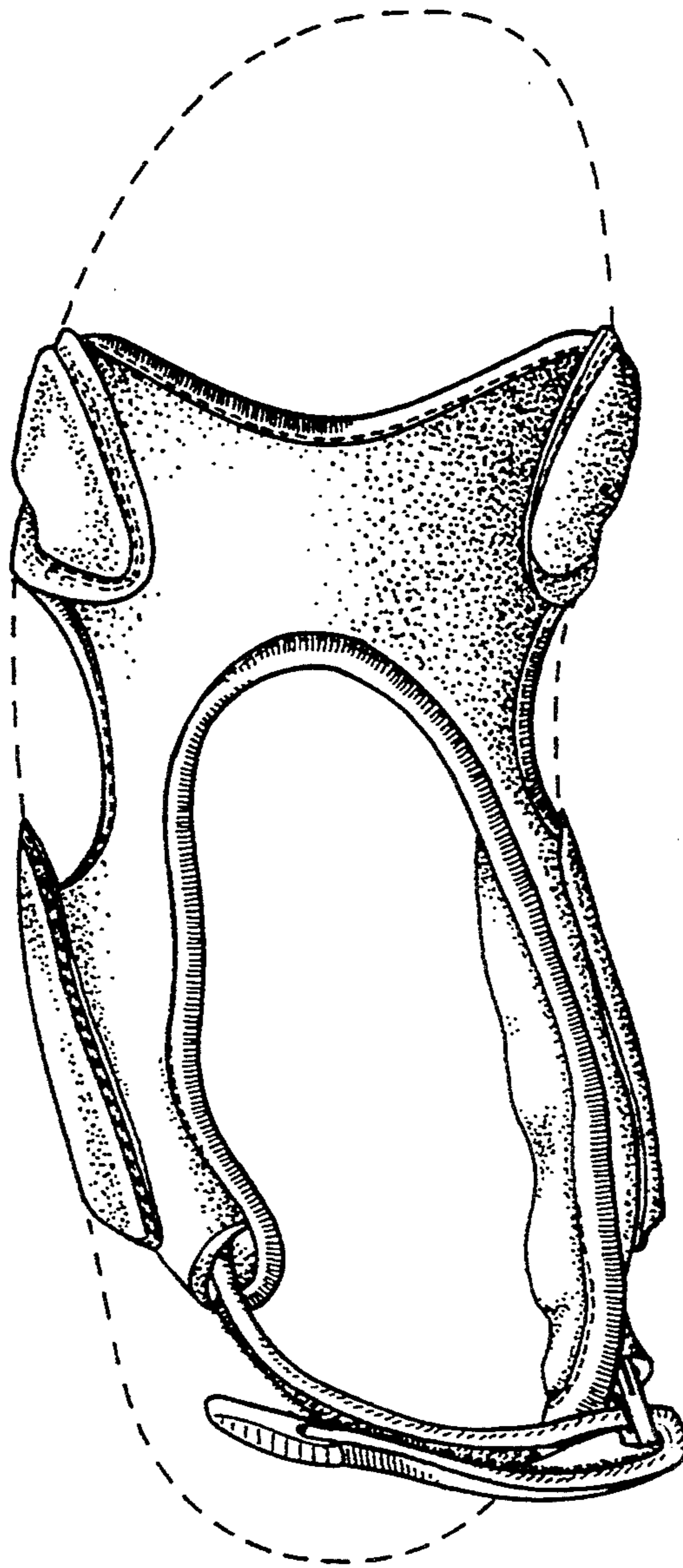


FIG. 5