



US00D361612S

United States Patent [19]

Hill et al.

[11] Patent Number: **Des. 361,612**

[45] Date of Patent: **** Aug. 22, 1995**

- [54] **COMBINED ICE SKATE AND BRACKETS**
- [75] Inventors: **Martin H. Hill, Syracuse; William H. Dewey, Phoenix, both of N.Y.**
- [73] Assignee: **Built for Speed, Inc., Syracuse, N.Y.**
- [**] Term: **14 Years**
- [21] Appl. No.: **8,813**
- [22] Filed: **May 27, 1993**
- [52] U.S. Cl. **D21/225; 280/11.18**
- [58] Field of Search **D21/225, 224; 280/11.18**

- 2,096,781 10/1937 Blochinger 280/11.18
- 2,242,870 5/1941 Prosey 280/11.18
- 4,314,708 2/1982 Zuriring 280/11.18

Primary Examiner—Theodore M. Shooman
Assistant Examiner—R. Barkai
Attorney, Agent, or Firm—Staas & Halsey

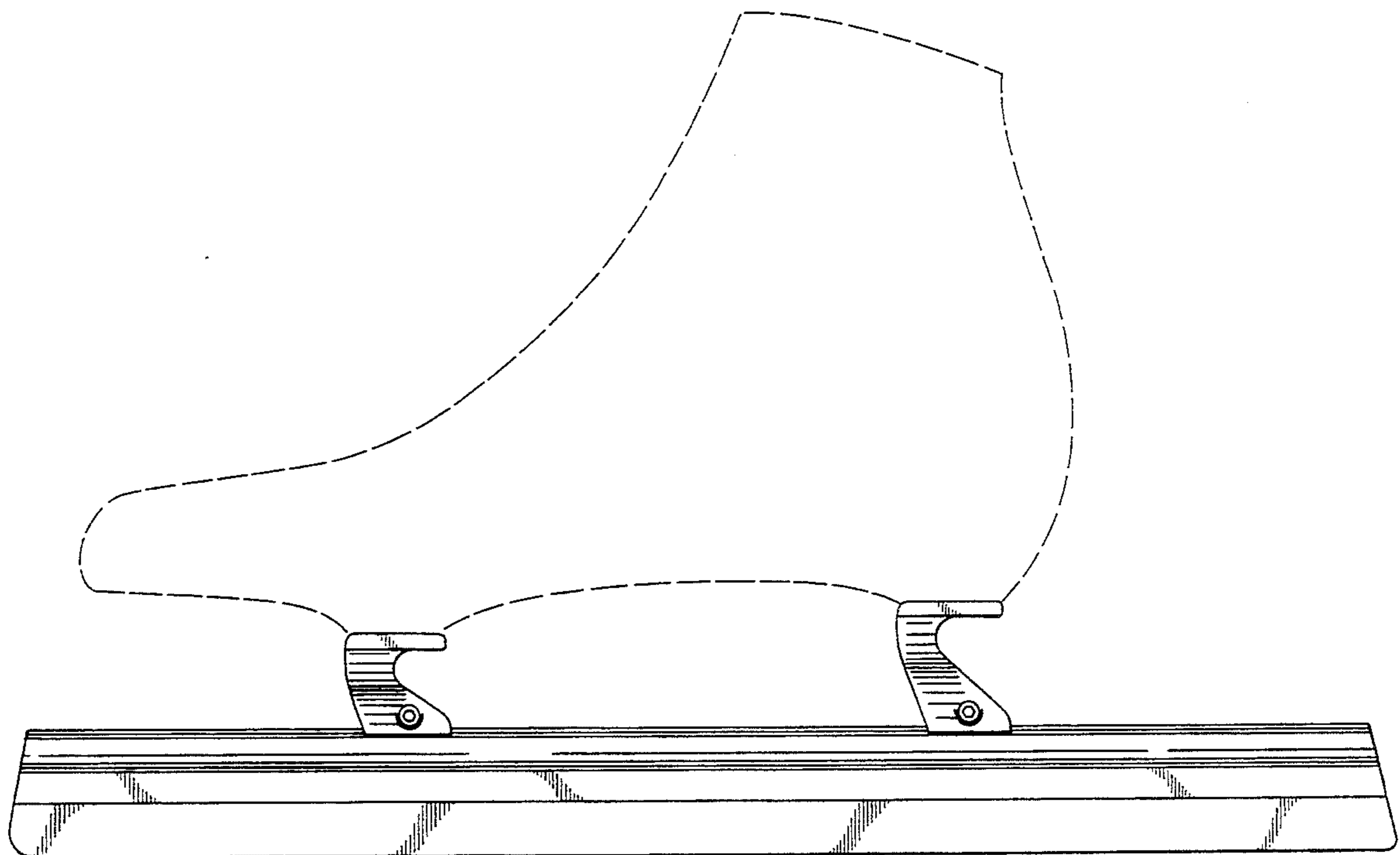
[57] CLAIM

The ornamental design for combined ice skate and brackets, as shown and described.

DESCRIPTION

FIG. 1 is a left side elevational view of a combined ice skate and brackets embodying our new design, the broken line showing of the boot is for illustrative purposes only and forms no part of the claimed design; FIG. 2 is a top plan view thereof; FIG. 3 is a right side elevational view thereof; FIG. 4 is a bottom plan view looking upwardly at the ice skate blade support and brackets of FIG. 1; FIG. 5 is a front end view thereof; and, FIG. 6 is a rear end view thereof.

- [56] **References Cited**
- U.S. PATENT DOCUMENTS**
- 45,148 11/1864 Foote 280/11.18
- D. 53,047 3/1919 Reach D21/225
- 539,641 5/1895 Parkhurst 280/11.18
- 1,608,963 11/1926 Smilden 280/11.18
- 1,750,691 3/1930 Schmidt D21/225
- 1,782,499 11/1930 Carney 280/11.18



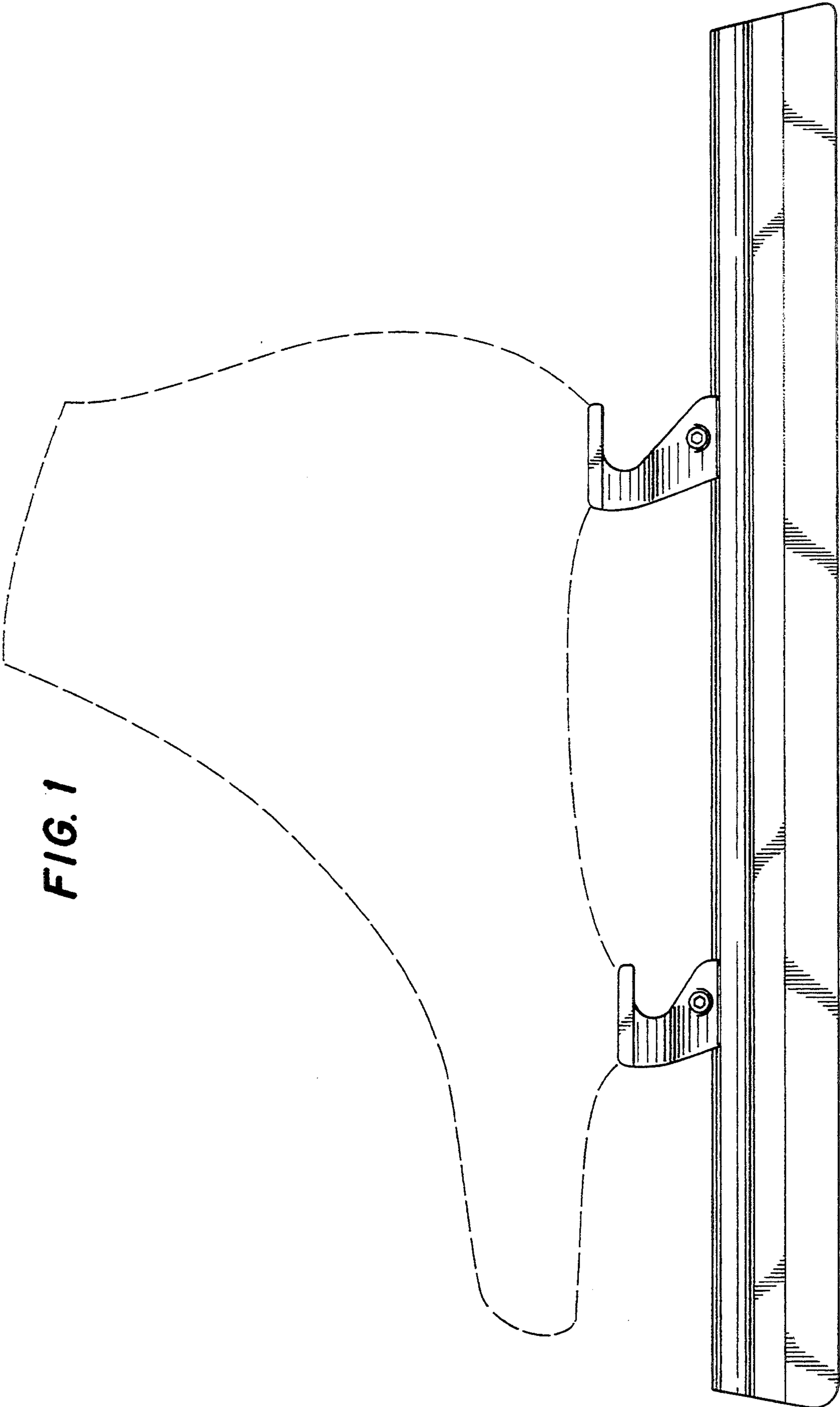


FIG. 1

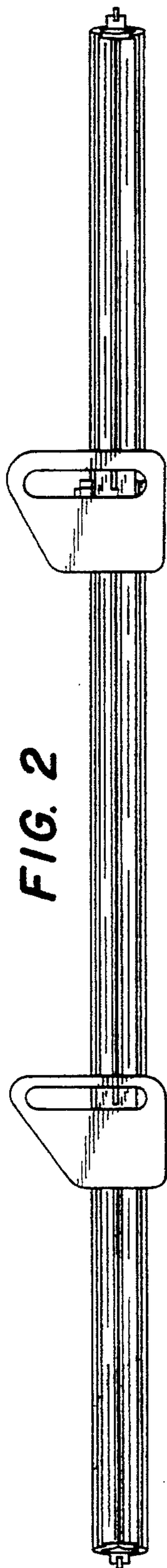


FIG. 2

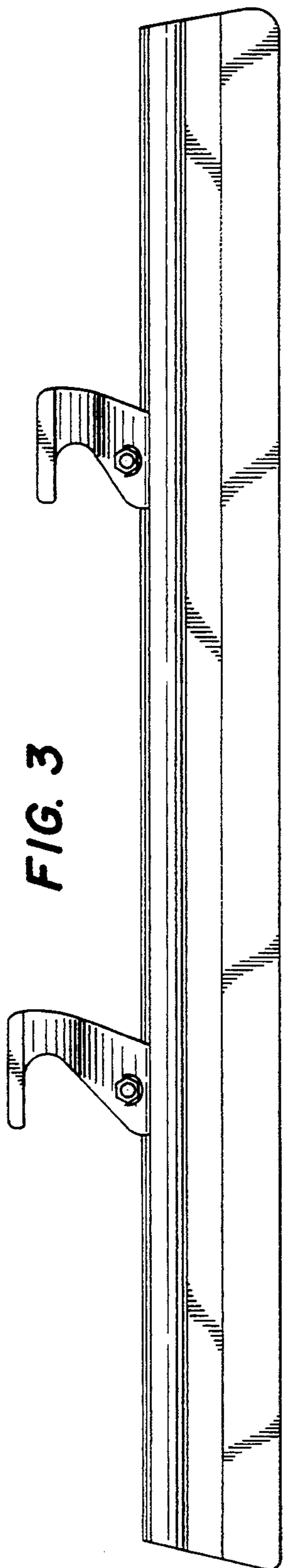


FIG. 3




FIG. 4

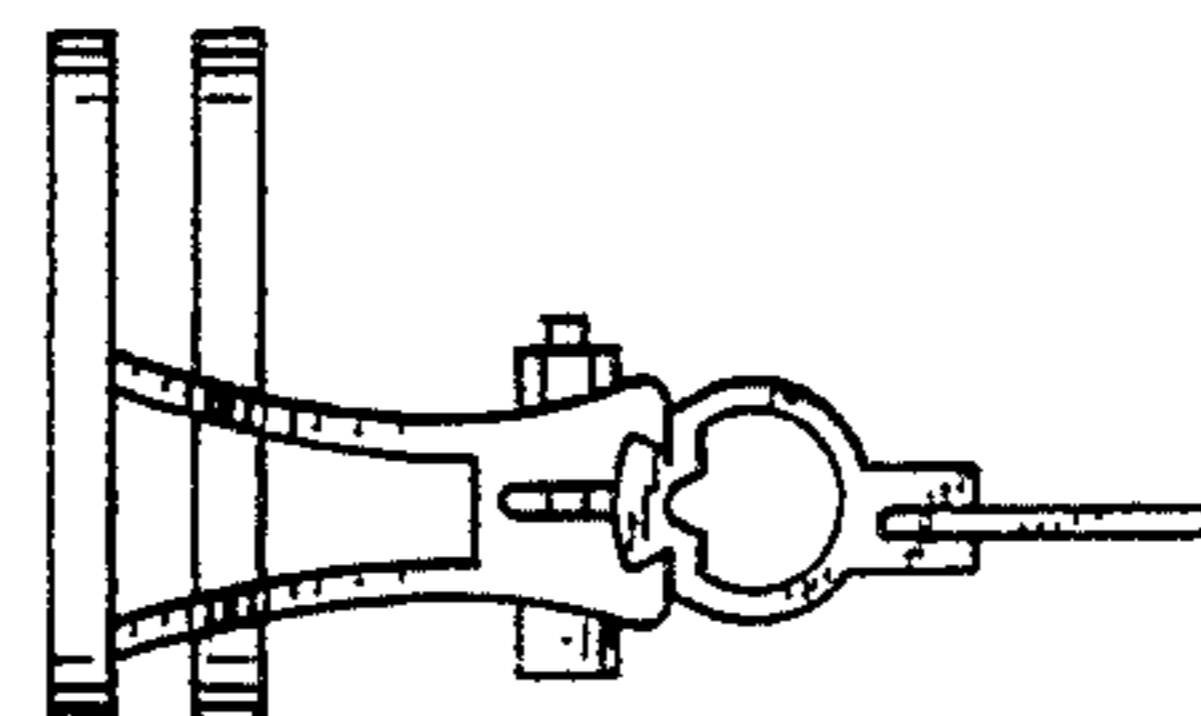


FIG. 5

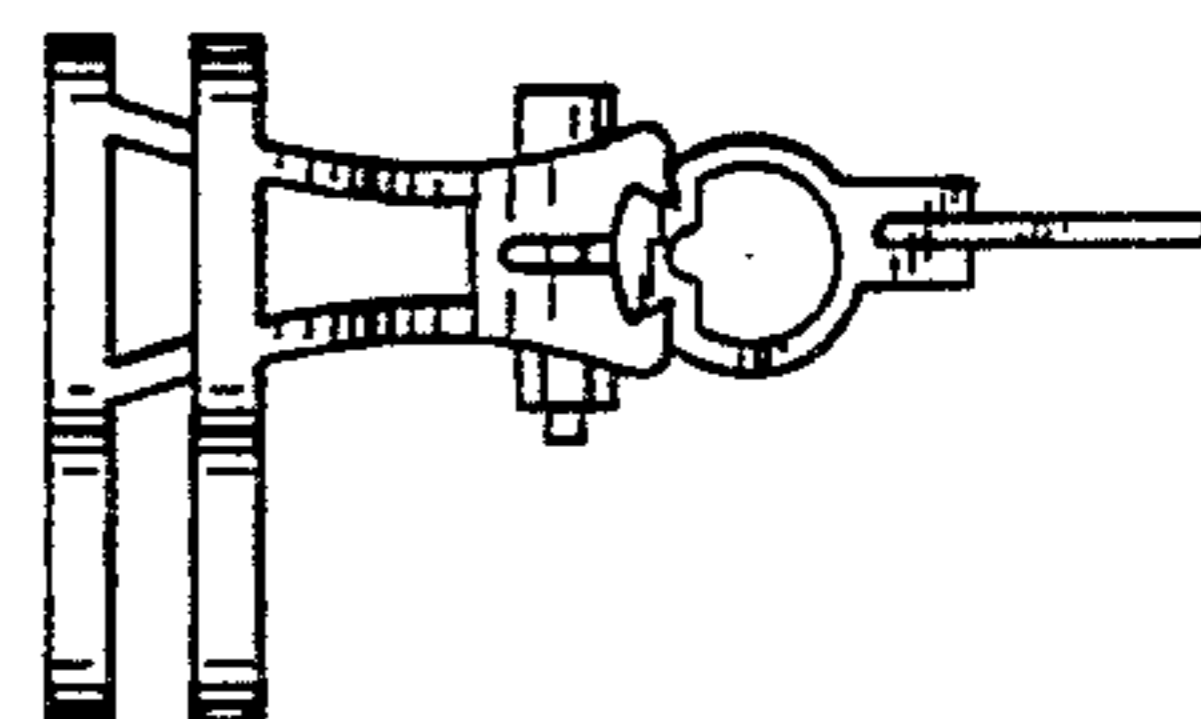


FIG. 6