



US00D361596S

United States Patent [19]

[11] Patent Number: **Des. 361,596**

Young

[45] Date of Patent: **** Aug. 22, 1995**

[54] **WRITING INSTRUMENT**

[76] Inventor: **Brian Q. Young**, P.O. Box 862469,
Los Angeles, Calif. 90086-2469

[**] Term: **14 Years**

[21] Appl. No.: **18,064**

[22] Filed: **Jan. 28, 1994**

[52] U.S. Cl. **D19/49; D19/51;**
D19/57

[58] Field of Search D19/35, 36, 41-51,
D19/54-58, 81-85; 401/99, 100, 103, 104, 209

[56] **References Cited**

U.S. PATENT DOCUMENTS

- D. 66,797 3/1925 Hasselquist D19/46
- D. 81,248 5/1930 Larsen D19/49
- D. 98,265 1/1936 Lynn D19/49 X

- D. 100,380 7/1936 Lynn D19/49 X
- D. 144,621 5/1946 Kahn D19/48
- D. 145,870 11/1946 Green et al. D19/49
- D. 221,265 7/1971 Wakai D19/47
- D. 282,754 2/1986 LeBlanc et al. D19/49
- D. 283,140 3/1986 Petrillo D19/56 X
- D. 328,918 8/1992 Buda et al. D19/51 X

Primary Examiner—Martie Thompson

[57] **CLAIM**

The ornamental design for a writing instrument, as shown and described.

DESCRIPTION

FIG. 1 is a rear elevational view thereof;
FIG. 2 is a front elevational view thereof;
FIG. 3 is a right side elevational thereof; the left side
elevational view being a mirror image thereof;
FIG. 4 is a top plan view thereof; and,
FIG. 5 is a bottom plan view thereof.



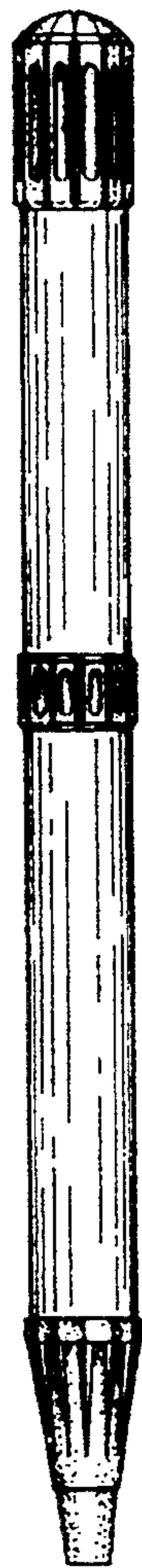


FIG. 1

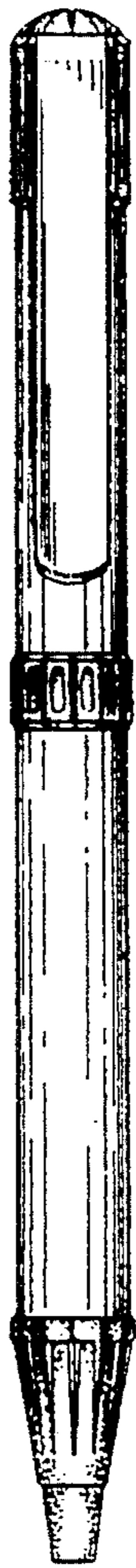


FIG. 2




FIG. 3



FIG. 4



FIG. 5