



US00D361593S

United States Patent [19]
Edwards

[11] **Patent Number: Des. 361,593**
[45] **Date of Patent: ** Aug. 22, 1995**

[54] **DOCUMENT SHEET WITH APERTURES FOR CARDS**

[75] Inventor: **Paul R. Edwards**, 235 Greenbriar Estates Dr., St. Louis, Mo. 63122
[73] Assignee: **Paul R. Edwards**, St. Louis, Mo.
[**] Term: **14 Years**
[21] Appl. No.: **25,774**
[22] Filed: **Jul. 11, 1994**

Related U.S. Application Data

[62] Division of Ser. No. 798, Oct. 23, 1992, Pat. No. Des. 352,310.
[52] **U.S. Cl.** **D19/32**
[58] **Field of Search** D19/32, 33; D3/227; D6/626; 283/75, 74, 67, 70, 107, 85, 86, 108, 109, 110

References Cited

U.S. PATENT DOCUMENTS

169,186 10/1895 Mosher D19/32 X
D. 246,072 10/1977 Jackson D19/32 X
D. 284,822 7/1986 Walsh D19/32 X
2,780,572 2/1957 Carlson .

3,322,441 5/1967 Eichorn .
4,447,481 5/1984 Holmberg et al. .
4,551,374 11/1985 Holmberg .
5,087,145 2/1992 Cooley D19/32 X
5,096,229 3/1992 Carlson .
5,131,686 7/1992 Carlson .
5,320,387 6/1994 Carlson .

FOREIGN PATENT DOCUMENTS

WO92/05036 4/1992 WIPO .

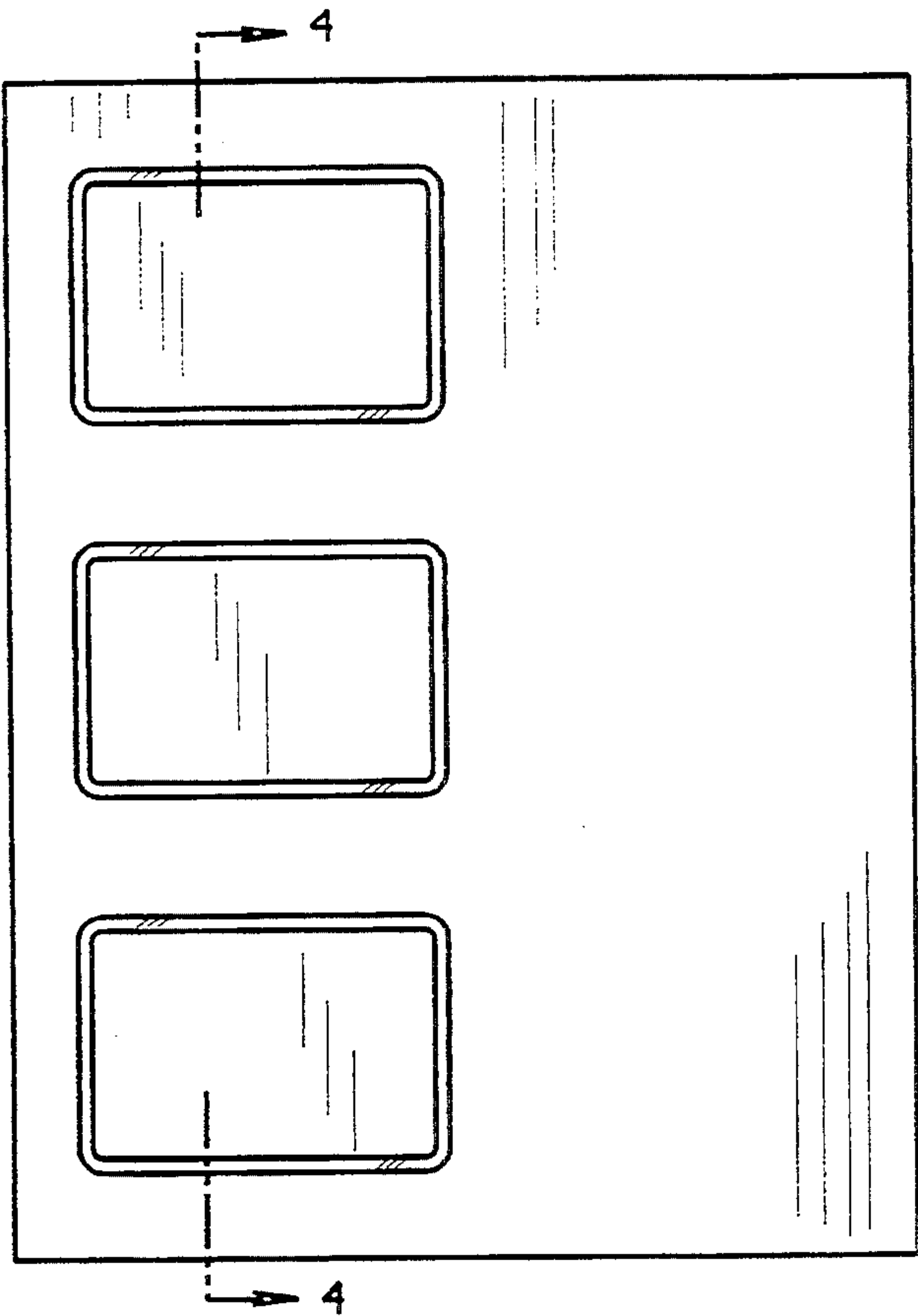
Primary Examiner—James M. Gandy
Assistant Examiner—Pamela Burgess
Attorney, Agent, or Firm—Rogers, Howell & Haferkamp

[57] **CLAIM**

The ornamental designs for a document sheet with apertures for cards, as shown and described.

DESCRIPTION

FIG. 1 is a front elevational view of a document sheet with apertures for cards showing my new design;
FIG. 2 is a rear elevational view thereof;
FIG. 3 is a right side elevational view thereof, the left side elevational view being a mirror image thereof;
FIG. 4 is a cross-sectional view thereof taken through the plane of line 4—4 of FIG. 1; and,
FIG. 5 is a top plan thereof, the bottom plan view being an inverted image thereof.



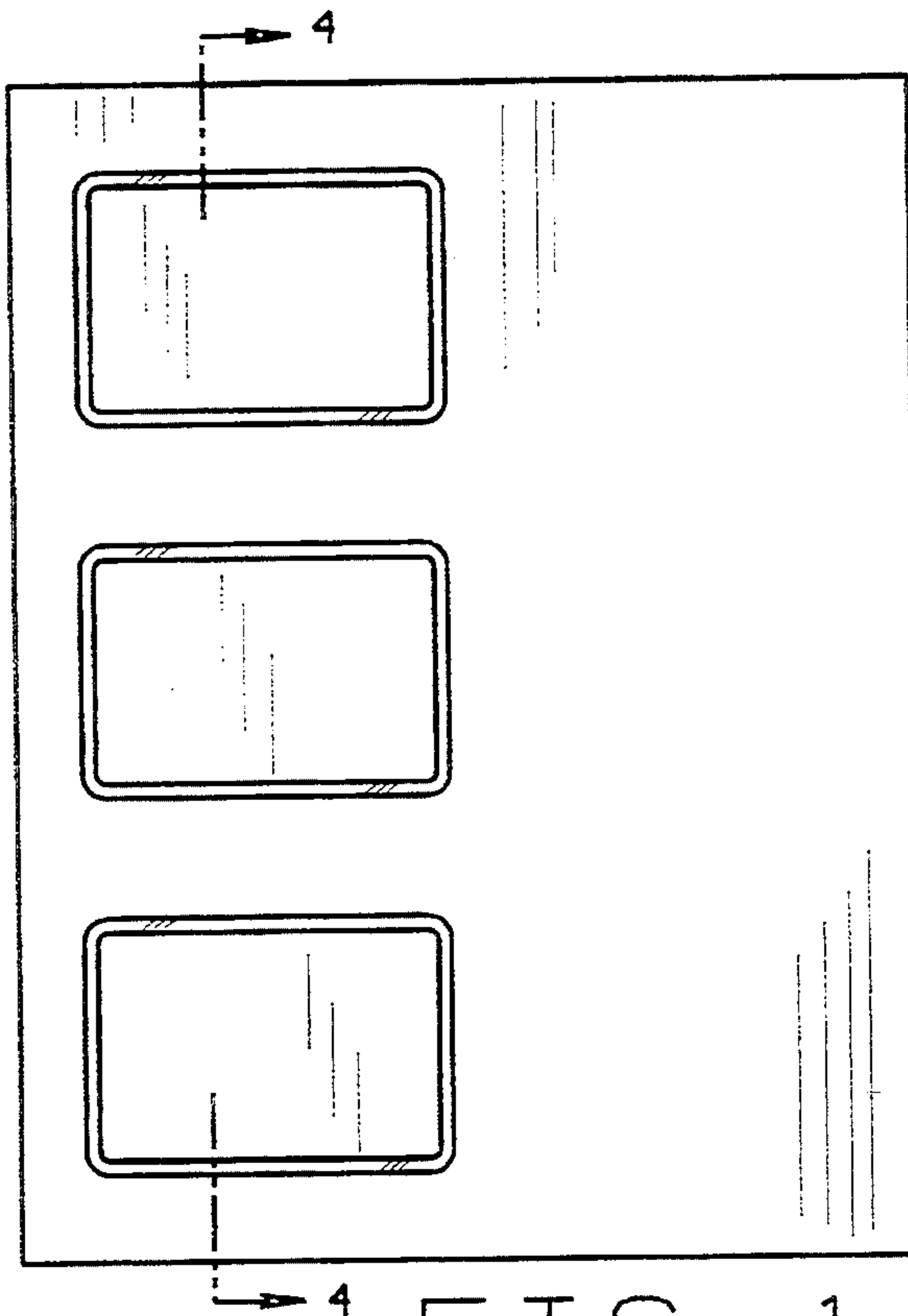


FIG. 1



FIG. 3

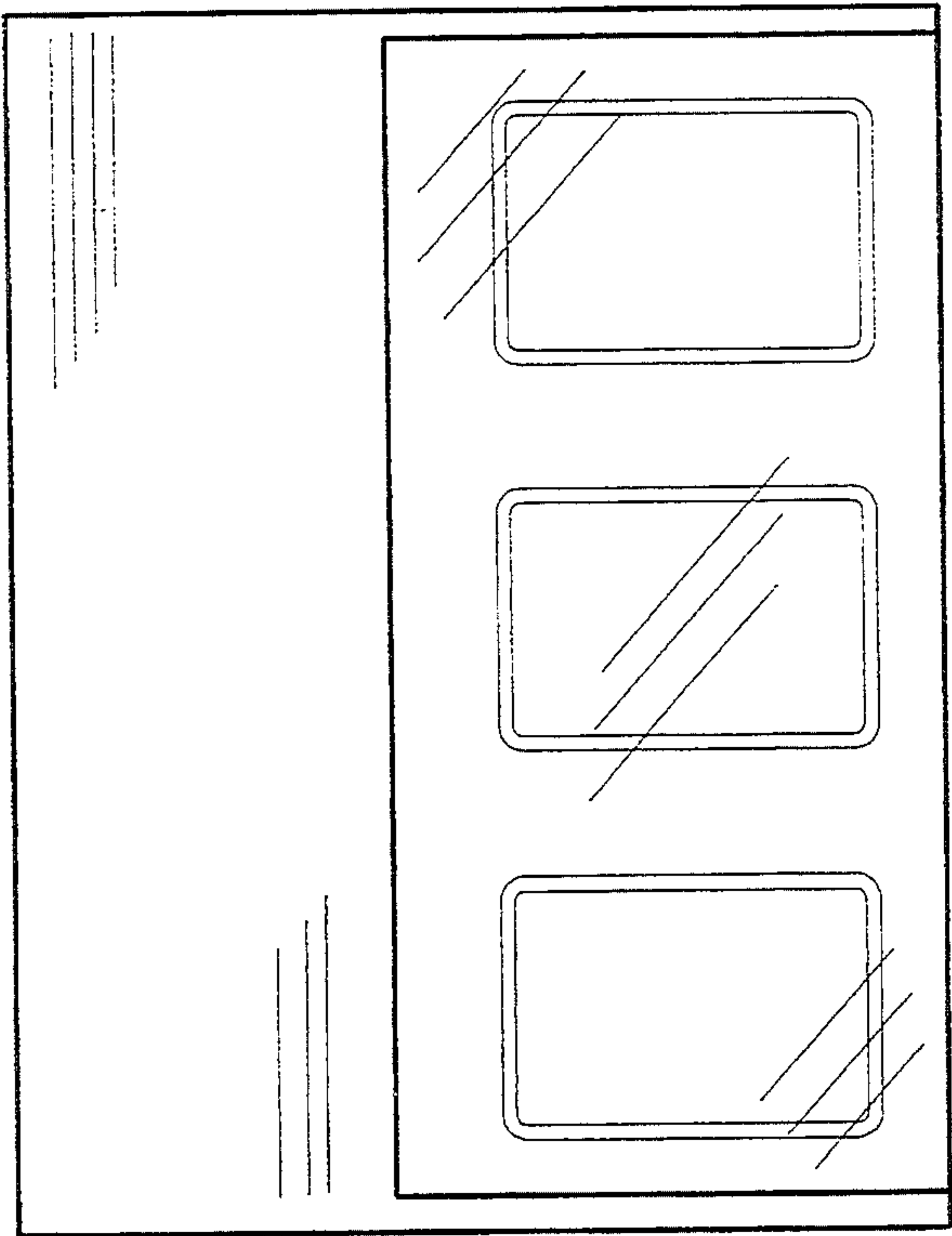


FIG. 2



FIG. 4



FIG. 5