



US00D361576S

# United States Patent [19]

Matsubara et al.

[11] Patent Number: **Des. 361,576**

[45] Date of Patent: **\*\* Aug. 22, 1995**

- [54] **WHEEL LOADER** 4,999,022 3/1991 Veys ..... 37/407
- [75] Inventors: **Yoshitaka Matsubara; Tadashi Kusunoki**, both of Sakai, Japan
- [73] Assignee: **Kubota Corporation**, Japan
- [\*\*] Term: **14 Years**
- [21] Appl. No.: **25,442**
- [22] Filed: **Jun. 30, 1994**
- [30] **Foreign Application Priority Data**
- Jan. 17, 1994 [JP] Japan ..... 6-632
- [52] **U.S. Cl.** ..... **D15/25**
- [58] **Field of Search** ..... **D15/10, 22-26, D15/32; 37/341, 407, 442; 414/685, 694, 722; 296/190, 202**

**FOREIGN PATENT DOCUMENTS**

662087 11/1951 United Kingdom ..... 37/407  
 88001662 3/1988 WIPO ..... 414/685

**OTHER PUBLICATIONS**

Progressive Farmer Aug. 1993 p. 31 Massey-Ferguson tractor.

*Primary Examiner*—Sandra L. Morris  
*Attorney, Agent, or Firm*—Webb Ziesenheim Bruening Logsdon Orkin & Hanson


[57] **CLAIM**

The ornamental design for a wheel loader, as shown and described.

**DESCRIPTION**

FIG. 1 is a front view of our wheel loader;  
 FIG. 2 is a rear view thereof;  
 FIG. 3 is a right side view thereof;  
 FIG. 4 is a left side view thereof;  
 FIG. 5 is a top plan view thereof;  
 FIG. 6 is a rear perspective view thereof; and,  
 FIG. 7 is a front perspective view thereof.

- [56] **References Cited**
- U.S. PATENT DOCUMENTS**
- D. 201,126 5/1965 Kromer ..... D15/25
- D. 217,661 5/1970 McCawley ..... D15/25
- D. 230,622 3/1974 Conroy ..... D15/25
- 4,411,584 10/1983 Shumaker ..... 414/685








FIG. 1




FIG. 2






FIG. 3




FIG. 4






FIG. 5




FIG. 6





FIG. 7