



US00D361572S

United States Patent [19] Makino

[11] Patent Number: **Des. 361,572**
[45] Date of Patent: **** Aug. 22, 1995**

[54] **PUMP**
[75] Inventor: **Michio Makino**, Funabashi, Japan
[73] Assignee: **Kaiyo Kogyo Kabushiki Kaisha**,
Tokyo, Japan
[*] Notice: The portion of the term of this patent
subsequent to Jul. 11, 2009 has been
disclaimed.
[**] Term: **14 Years**
[21] Appl. No.: **12,865**
[22] Filed: **Sep. 14, 1993**
[52] U.S. Cl. **D15/7**
[58] Field of Search D23/231, 232, 213, 207;
417/234, 258, 321, 410 B, 415-416, 426,
535-537; 152/415-416, 426; D30/106;
D15/7-8; D22/134; 210/242.2, 220; 261/77,
120, 123

4,702,830 10/1987 Makino et al. 210/220
4,752,421 6/1988 Malino 261/242.2

FOREIGN PATENT DOCUMENTS

796656 10/1990 Japan .

Primary Examiner—Ralf T. Seifert
Attorney, Agent, or Firm—Wenderoth, Lind & Ponack

[57] CLAIM

The ornamental design for a pump, as shown and de-
scribed.

DESCRIPTION

FIG. 1 is a top, front, right side perspective view of a
pump showing my new design;
FIG. 2 is a front elevational view thereof;
FIG. 3 is a rear elevational view thereof;
FIG. 4 is a right side elevational view thereof, the left
side elevational view being a mirror image;
FIG. 5 is a top plan view thereof;
FIG. 6 is a bottom plan view thereof;
FIG. 7 is an enlarged cross-sectional view taken along
line 7—7 in FIG. 4; and,
FIG. 8 is an enlarged cross-sectional view taken along
line 8—8 in FIG. 4.

[56] References Cited U.S. PATENT DOCUMENTS

D. 208,618 9/1967 Munch D23/213
D. 324,279 2/1992 Gross D3/106
4,472,113 9/1984 Roger 417/321




FIG. 1




FIG. 2

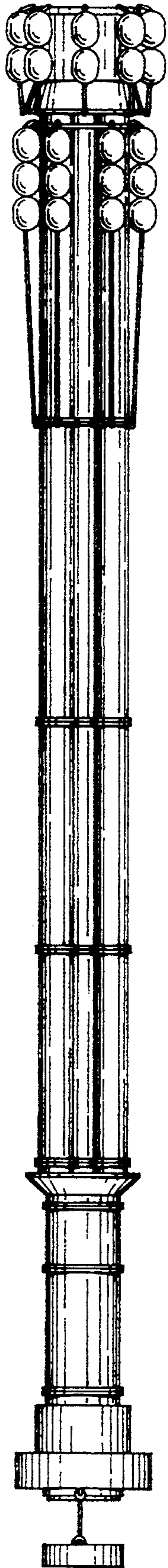


FIG. 3

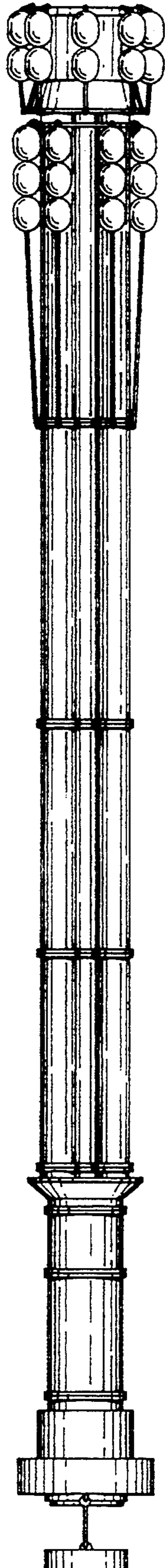


FIG. 4

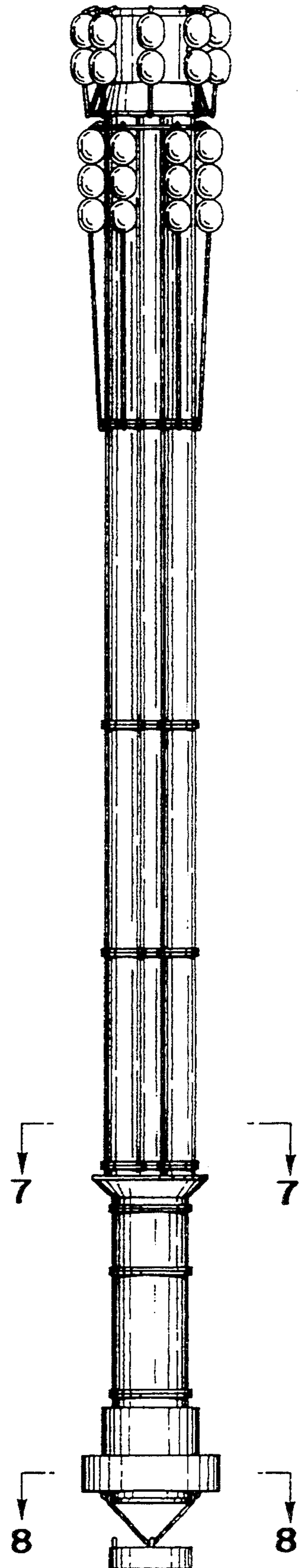


FIG. 5




FIG. 6




FIG. 7

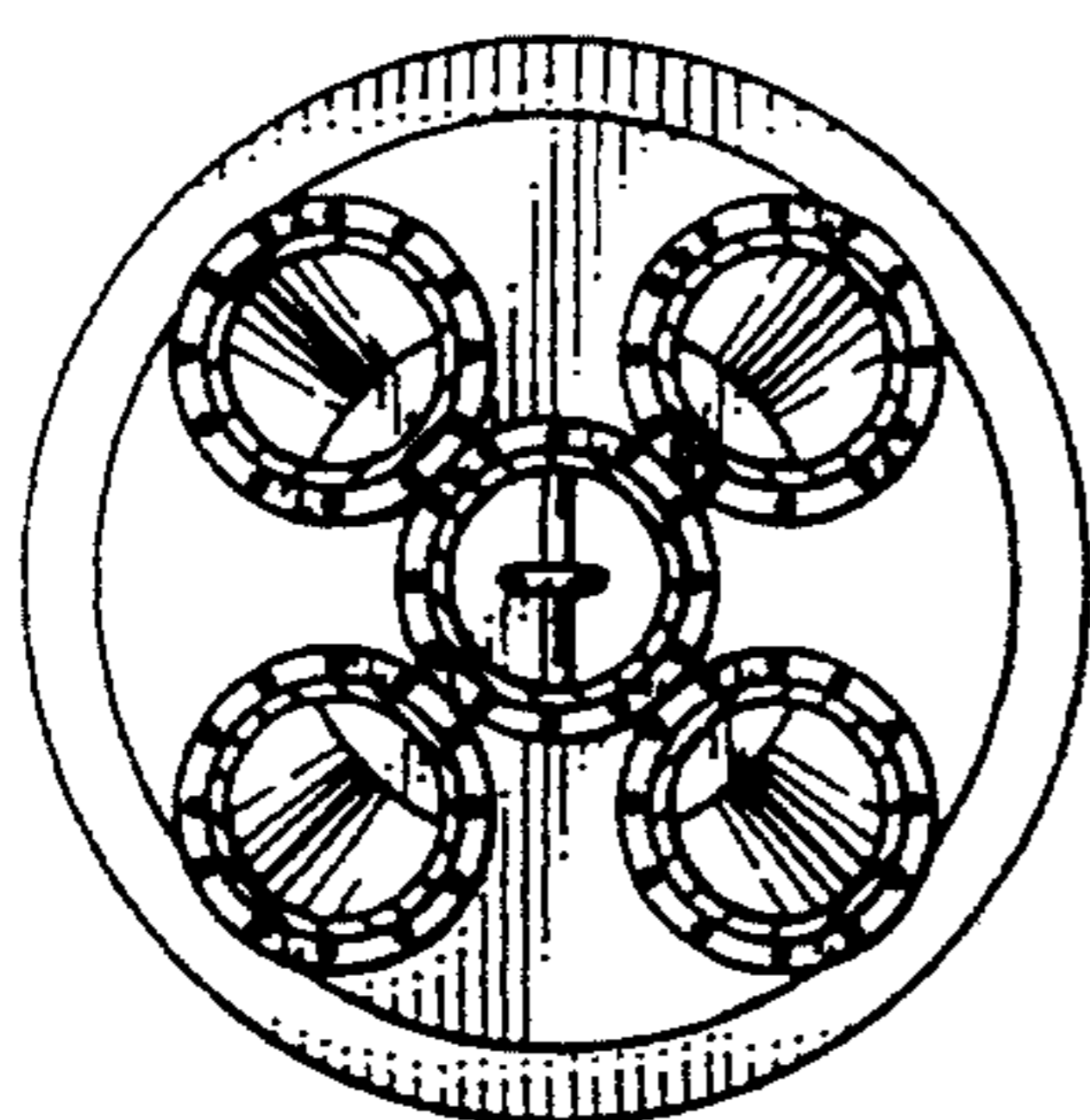


FIG. 8

