



US00D361571S

United States Patent [19]

[11] Patent Number: **Des. 361,571**

Makino

[45] Date of Patent: **** Aug. 22, 1995**

[54] **PUMP**

[75] Inventor: **Michio Makino**, Funabashi, Japan

[73] Assignee: **Kaiyo Kogyo Kabushiki Kaisha**,
Tokyo, Japan

[**] Term: **14 Years**

[21] Appl. No.: **12,867**

[22] Filed: **Sep. 14, 1993**

D. 324,279 2/1992 Gross D3/106
 4,472,113 9/1984 Roger 417/321
 4,702,830 10/1987 Makino et al. 210/220
 4,752,421 6/1988 Makino 261/120
 4,911,838 3/1990 Tanaka 210/242.2

Primary Examiner—Ralf T. Seifert
Attorney, Agent, or Firm—Wenderoth, Lind & Ponack

[30] Foreign Application Priority Data

Apr. 9, 1993 [JP] Japan 5-10426

[52] U.S. Cl. **D15/7**

[58] Field of Search D23/231, 232, 213, 207;
 417/234, 258, 321, 410 B, 415-416, 426,
 535-537; 152/415-416, 426; D30/106;
 D15/7-8; D22/134; 210/242.2, 210; 261/77,
 120, 123

[57] CLAIM

The ornamental design for a pump, as shown and described.

DESCRIPTION

FIG. 1 is a top, right side perspective view of a pump showing my new design;
 FIG. 2 is a front elevational view thereof;
 FIG. 3 is a rear elevational view thereof;
 FIG. 4 is a right side elevational view thereof, the left side elevational view being a mirror image;
 FIG. 5 is a top plan view thereof;
 FIG. 6 is a bottom plan view thereof; and,
 FIG. 7 is an enlarged cross-sectional view taken along line 7-7 in FIG. 4.

[56] References Cited

U.S. PATENT DOCUMENTS

D. 208,618 9/1967 Munch D23/213

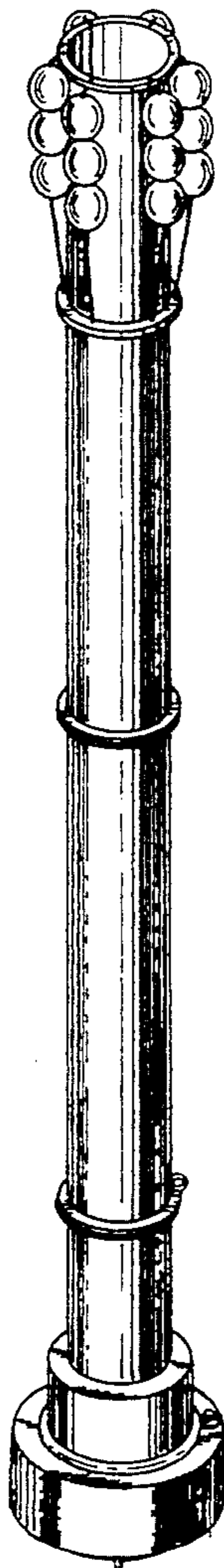


FIG. 1

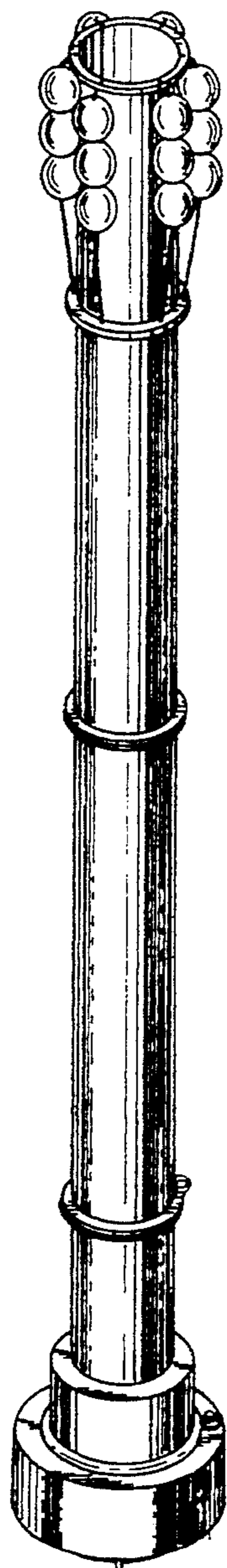


FIG. 2

FIG. 3

FIG. 4

FIG. 5

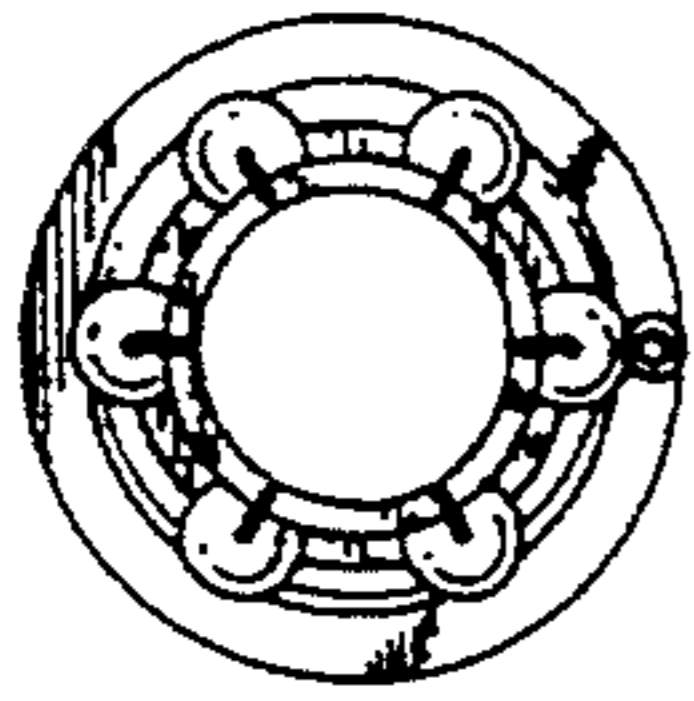


FIG. 6

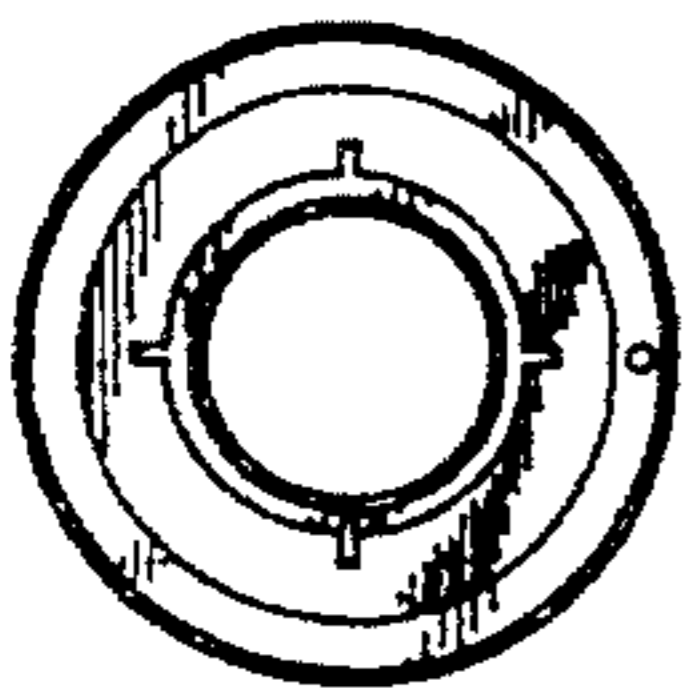


FIG. 7

