



US00D361551S

United States Patent [19]

[11] Patent Number: **Des. 361,551**

Martin et al.

[45] Date of Patent: **** Aug. 22, 1995**

[54] PERSONAL COMPUTER

[75] Inventors: **Randall W. Martin**, The Woodlands;
Peter B. Barron, Houston, both of
Tex.; **Thor R. Halseth**, Simi Valley;
James L. Holtorf, Thousand Oaks,
both of Calif.

[73] Assignee: **Compaq Computer Corporation**,
Houston, Tex.

[**] Term: **14 Years**

[21] Appl. No.: **24,916**

[22] Filed: **Jun. 23, 1994**

[52] U.S. Cl. **D14/100; D14/109**

[58] Field of Search **D14/100, 102, 107-109;**
D13/162, 184, 199; 312/208.1, 223.2, 223.3,
194; 360/97.01, 97.04, 98.01, 99.01, 99.12;
361/600, 622, 724-728

[56] References Cited

U.S. PATENT DOCUMENTS

D. 342,943	1/1994	Wettrin	D14/100
D. 344,070	2/1994	Gluskoter et al.	D14/100
D. 348,253	6/1994	Gluskoter	D14/100

Primary Examiner—Freda Nunn

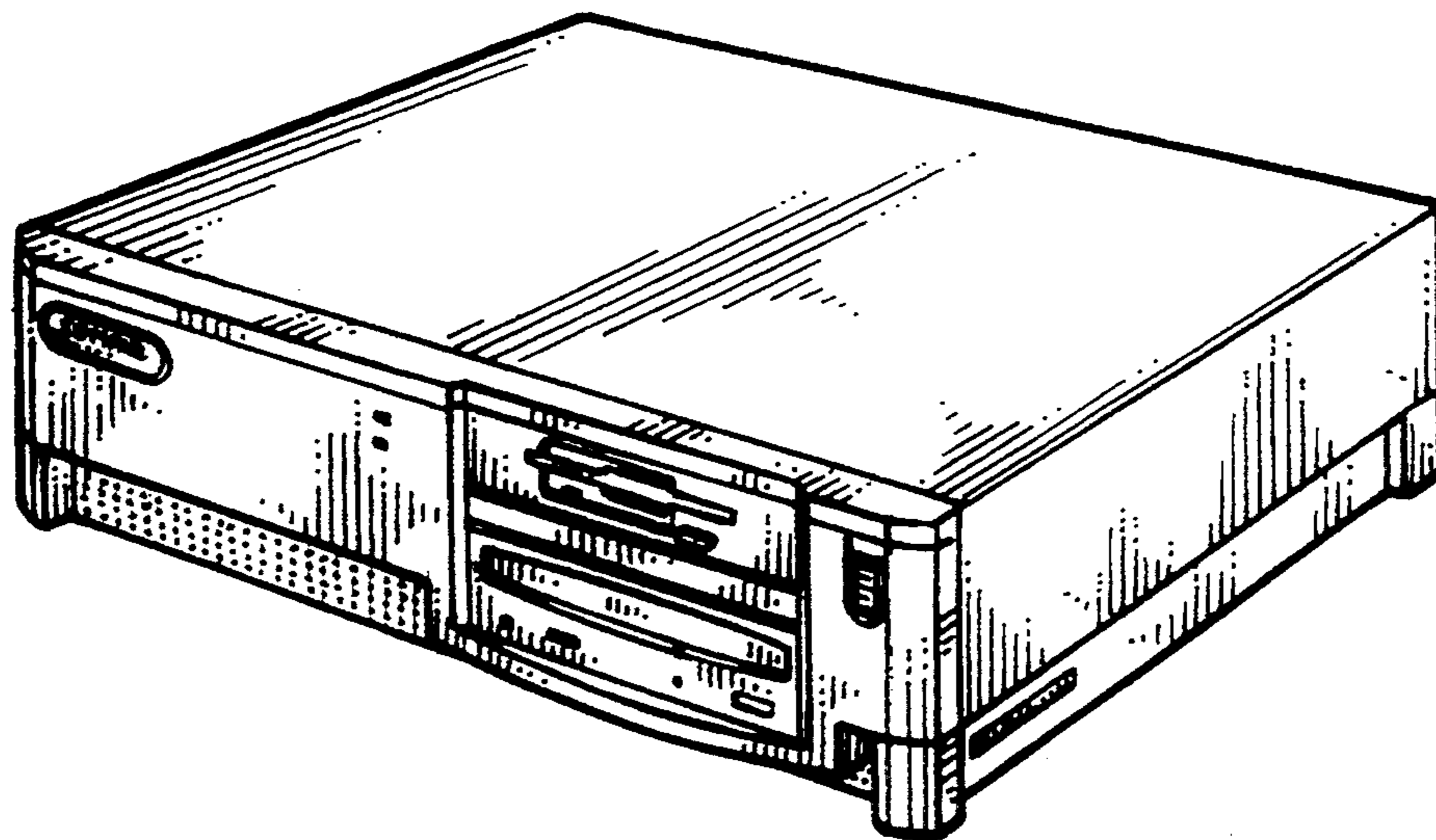
Attorney, Agent, or Firm—L. Jon Lindsay

[57] CLAIM

The ornamental design for a personal computer, as shown and described.

DESCRIPTION

FIG. 1 is a front, right side, top perspective view of a personal computer showing our new design; FIG. 2 is a top plan view thereof; FIG. 3 is a front elevational view thereof; FIG. 4 is a left side elevational view thereof; FIG. 5 is a right side elevational view thereof; FIG. 6 is a bottom plan view thereof; and, FIG. 7 is a rear elevational view thereof.






Fig. 1

Fig. 2

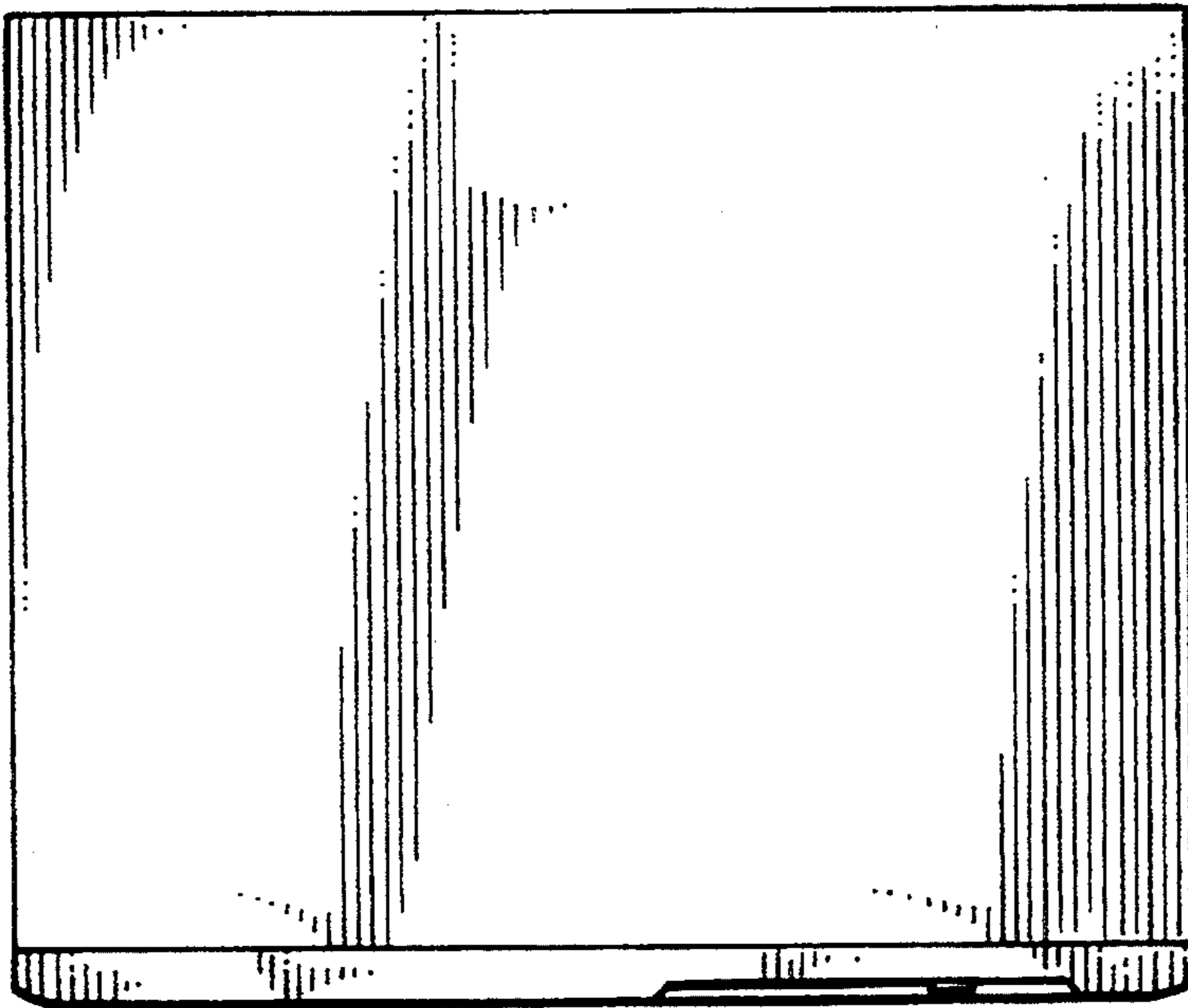
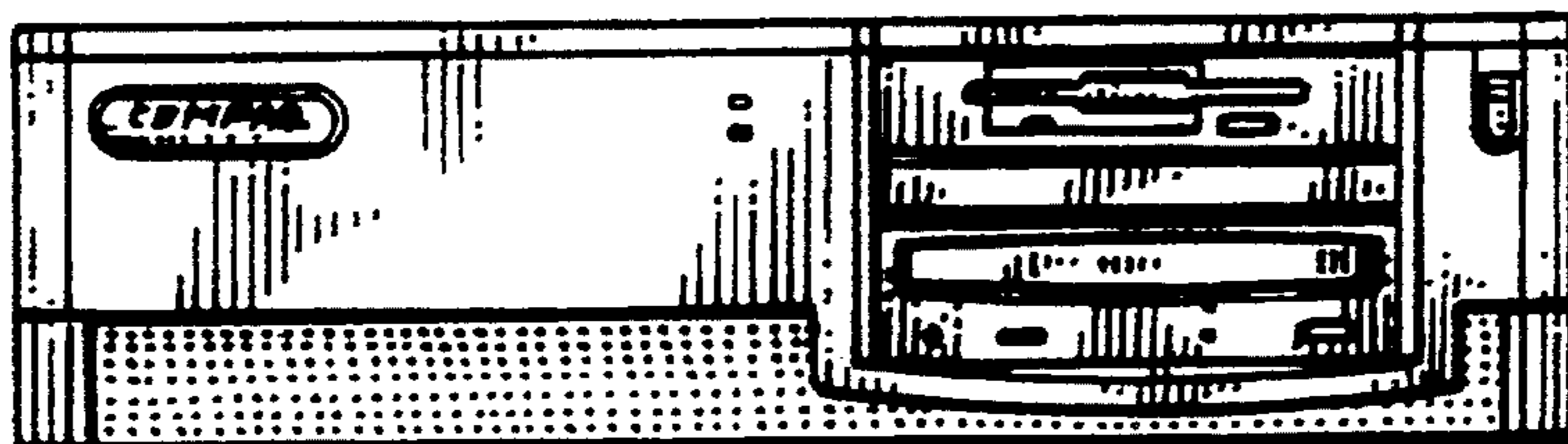


Fig. 3



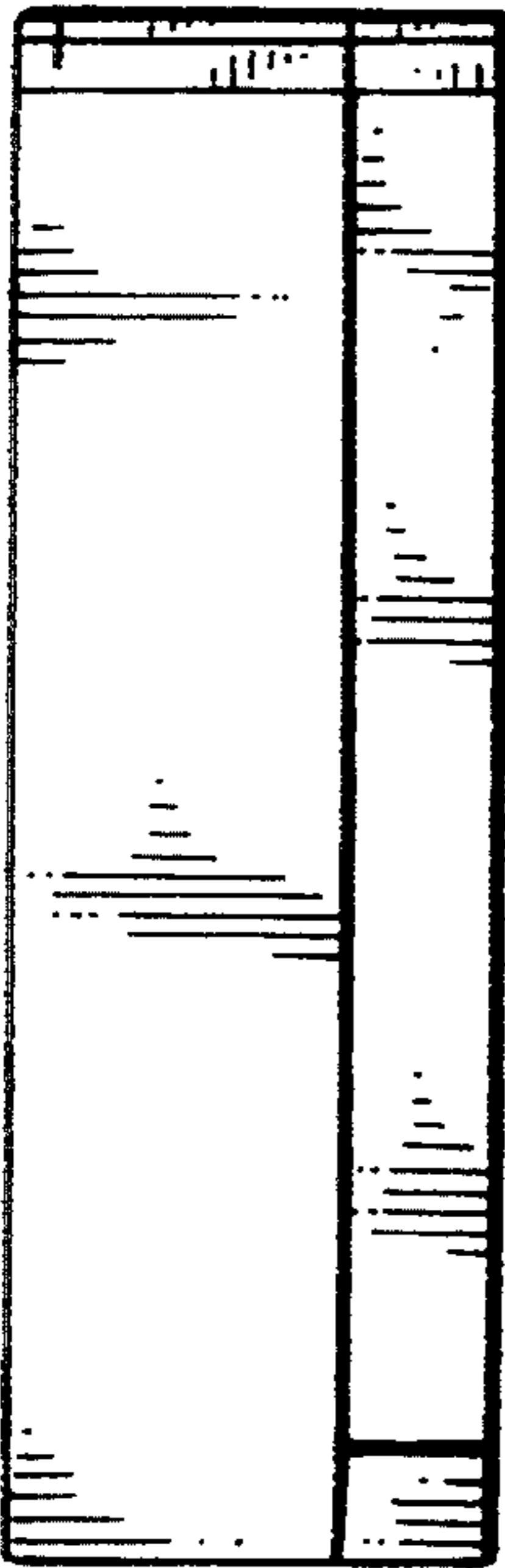


Fig. 4




Fig. 5




Fig. 6

Fig. 7

