



US00D361542S

# United States Patent [19]

[11] Patent Number: **Des. 361,542**

Arauz et al.

[45] Date of Patent: **\*\* Aug. 22, 1995**

[54] **CAR EXTERIOR PROTECTOR**

[76] Inventors: **Alcides M. Arauz; Sheila M. Arauz,**  
both of 3618 Barnes Ave. #4,  
Baldwin Park, Calif. 91706

[\*\*] Term: **14 Years**

[21] Appl. No.: **22,431**

[22] Filed: **May 5, 1994**

[52] U.S. Cl. .... **D12/167**

[58] Field of Search ..... D12/167, 190; 293/126,  
293/128; 280/770; D6/596, 601, 606

[56] **References Cited**

### U.S. PATENT DOCUMENTS

D. 308,848	6/1990	Genuoff .....	D12/190
D. 328,884	8/1992	Schuller .....	D12/167
D. 338,646	8/1993	Orty .....	D12/167
D. 339,784	9/1993	Reid et al. ....	D12/167
3,563,594	2/1971	London .....	293/128

4,530,519	7/1985	Marshall .....	293/128
4,884,824	12/1989	Radke .....	280/770
5,050,925	9/1991	Brown .....	296/136
5,060,994	10/1991	Martin et al. ....	293/128
5,156,425	10/1992	Wagner .....	293/128
5,188,407	2/1993	Villaveces et al. ....	293/128

*Primary Examiner*—A. Hugo Word  
*Assistant Examiner*—M. Brown

### [57] CLAIM

The ornamental design for the car exterior protector, as shown and described.

### DESCRIPTION

FIG. 1 is a front elevational view of the car exterior protector showing our new design; FIG. 2 is a rear elevational view thereof; FIG. 3 is a left side elevational view thereof; FIG. 4 is a right side elevational view thereof; FIG. 5 is a top plan view thereof; and, FIG. 6 is a bottom plan view thereof.

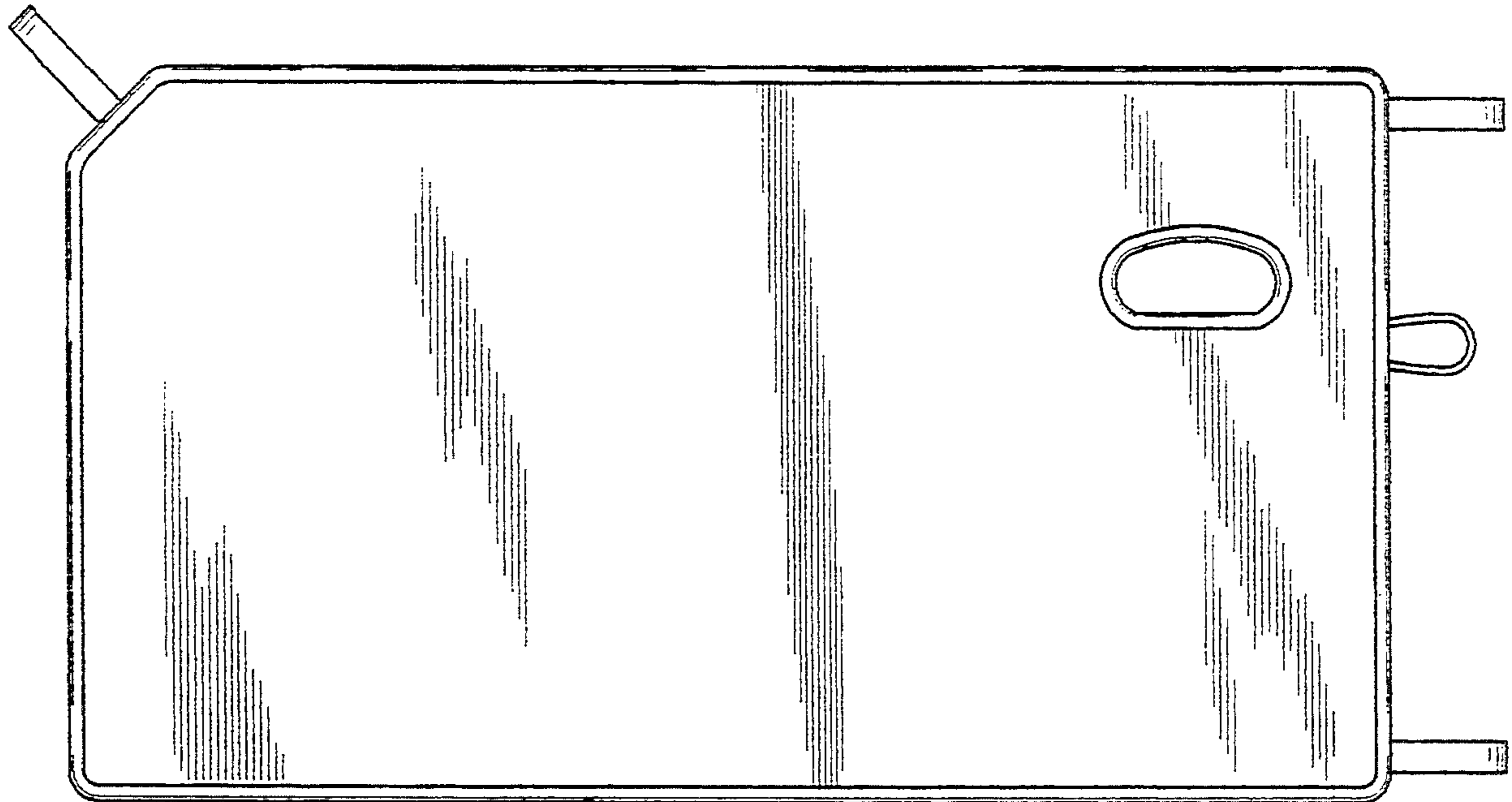


FIG. 1

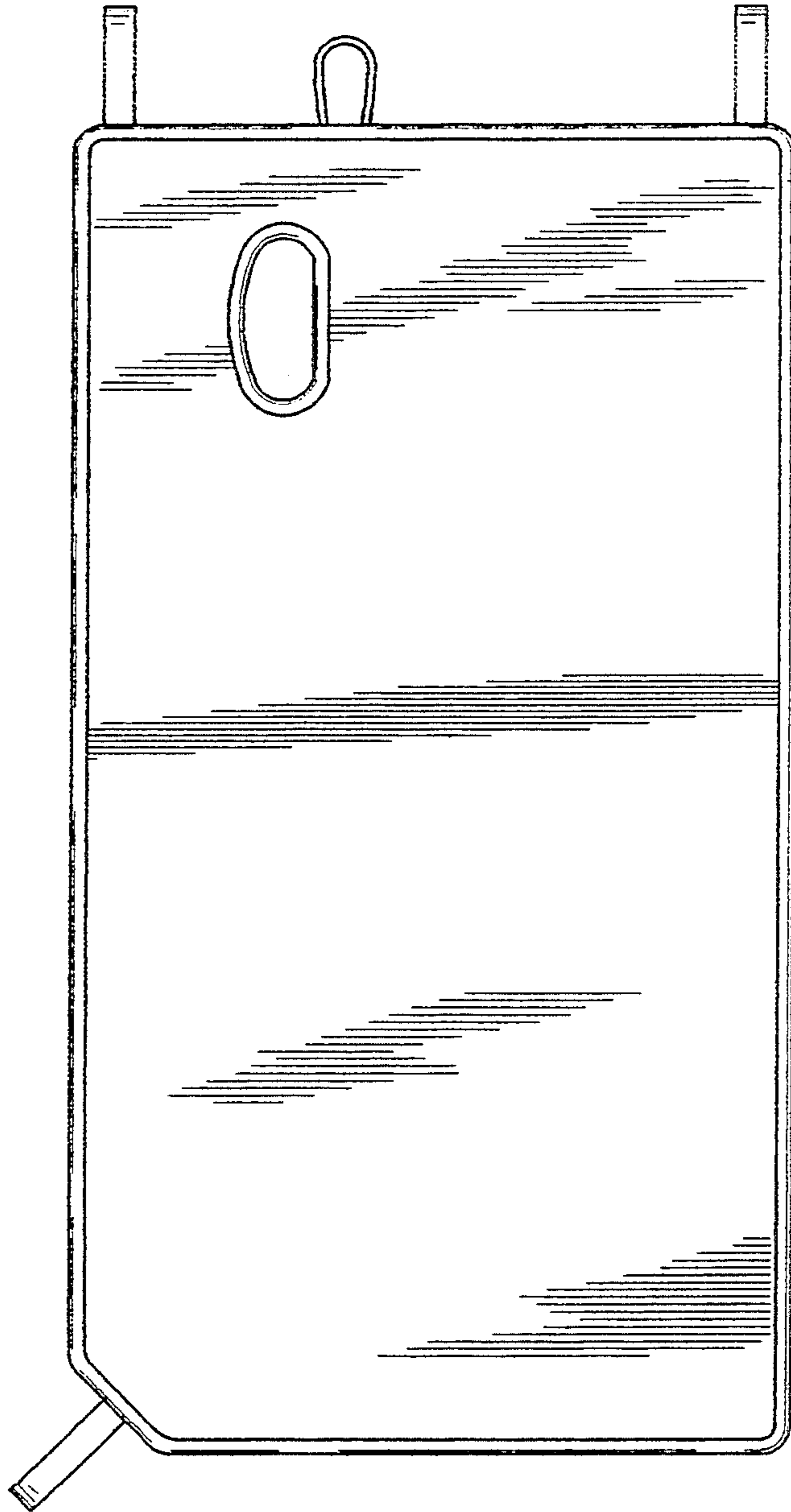


FIG. 2

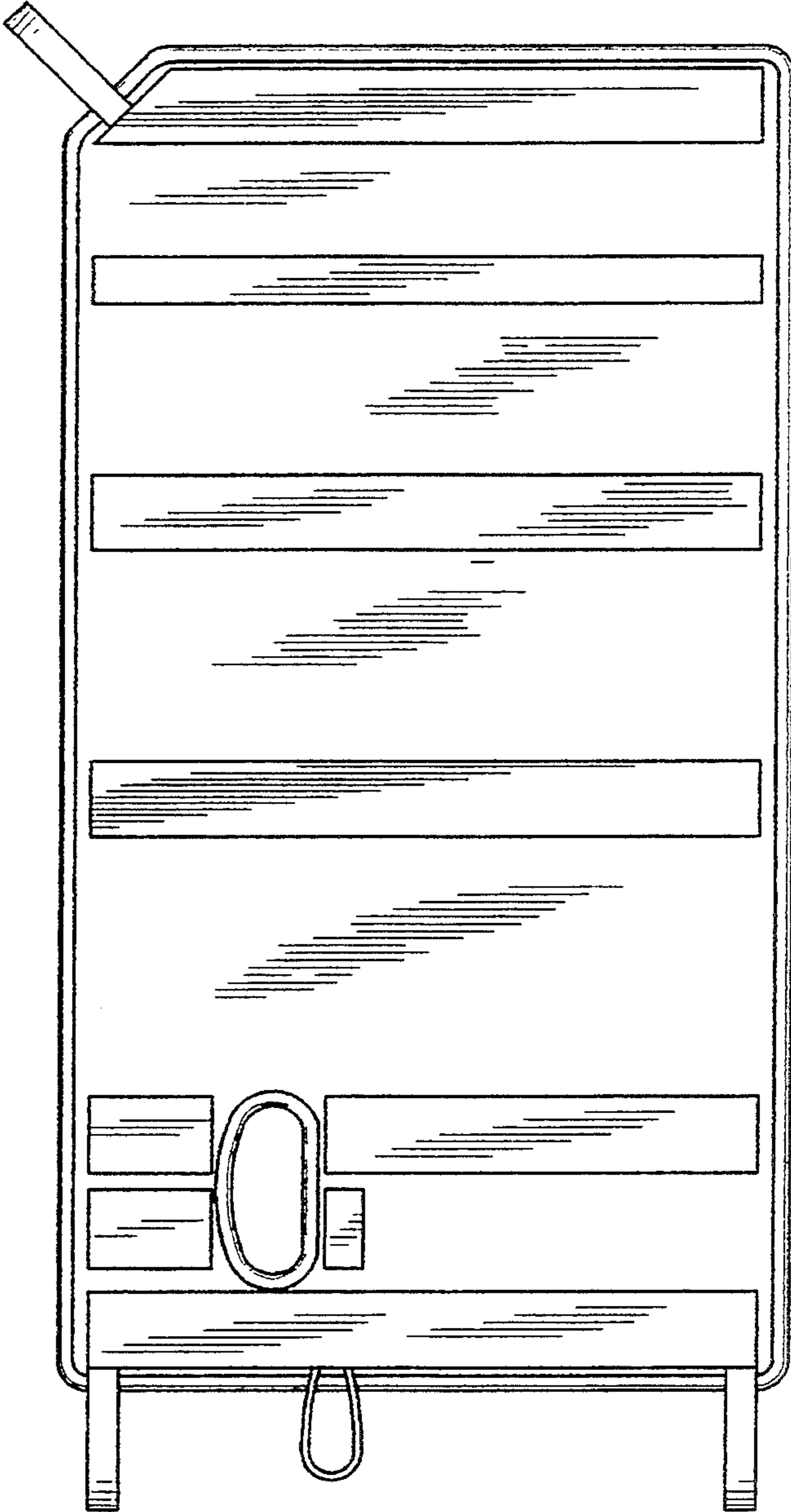


FIG. 3



FIG. 4



FIG. 5



FIG. 6

